CITY OF LAGO VISTA



FISCAL YEAR 2020- 2021

BUDGET

ADOPTED 17 SEPTEMBER 2020

TABLE OF CONTENTS

Letter from the City Manager	1
City Council	2
City Organizational Chart	3
FY21 Annual Operating Budget	4
Fiscal and Budgetary Policy	109
Investment Policy	134
Debt Service	154
Capital Improvement Program (CIP)	166

Mayor
Ed Tidwell

Mayor Pro-Tem
David Williams

CITY OF
LAGO VISTA
TEXAS

Council Members
Dick Weatherly
Tim Collins
Arch Davila
Frank Robbins

1 October 2020

Dear Fellow Citizens of Lago Vista,

It is with great pleasure that I present to you the adopted Fiscal Year 2021 budget for the City of Lago Vista. The City of Lago Vista is moving forward efficiently and effectively on multiple fronts that will improve our City and create better pathways to live, work, play and raise a family.

This budget was developed by the City Council and staff with public comments from members of our community. This year, we implemented a new approach to budgeting that allowed for greater transparency throughout the process by using Cleargov.com. The Cleargov system allowed Citizens to follow the budget process online with real-time changes. Interested citizens could view the budget documents online at any time during the process. Our goal is to increase our transparency and to encourage more people to become involved in local government.

The FY21 budget is a continuation of the work that has been happening for the past three years. City Council voted to reduce the tax rate to $.6475 per $100, allocate funds from reserves to complete capital projects, complete Phase 2 of the new sports complex, repave $2.8 million of City streets (including Lohman Ford), add additional staff to help navigate our growing population, and provide funds to increase our ability to serve our community.

The FY21 budget continues to focus on community enrichment opportunities such as the concert series, Art in Public Spaces, development of Town Square, and the expansion of our Municipal Library and City Hall. These programs and projects are vital in our efforts to encourage Citizen interaction and participation.

The approval of an operating budget is only step one in a year long process to make our community better. The fiscal year begins on October 1st. Once the year begins, our team will work diligently to complete all of the projects that have been planned for the year. We will utilize action plans to schedule projects in an effort to minimize the impact on the community. New positions will be hired, new equipment will be purchased, and services will be expanded.

Our Lago is getting better and better by the minute. Our streets are better, our utility systems are better, our communication is better, and our quality of life is better. We will continue to welcome new businesses into Lago this year and appreciate those businesses that already call Lago home. Our goal for the FY21 budget is to complete the projects that we have started and to plan for the future of our community.

I challenge all of our 8,130 Citizens to work together this year to make Our Lago better. I challenge each of us to overcome our differences with others to create a new social dynamic in our community. This challenge, when successful, will result in a new sense of community and civic pride that is far bigger than the Friday Night Lights or the Lights Over Lago. President Abraham Lincoln stated "I like to see a man proud of the place in which he lives. I like to see a man live so that his place will be proud of him." Let's make Our Lago a place where our Citizens are proud to live and we are proud of our Citizens!

Sincerely,

Joshua W. Ray
City Manager
City of Lago Vista



MAYOR
Ed Tidwell

MAYOR PRO TEMPORE
Dick Weatherly – Place 5

CITY COUNCILORS
David Williams – Place 1
Don Barthlow – Place 2
Tim Collins – Place 3
Arch Davila – Place 4
Frank Robbins – Place 6

CITY OF LAGO VISTA
ORGANIZATIONAL CHART

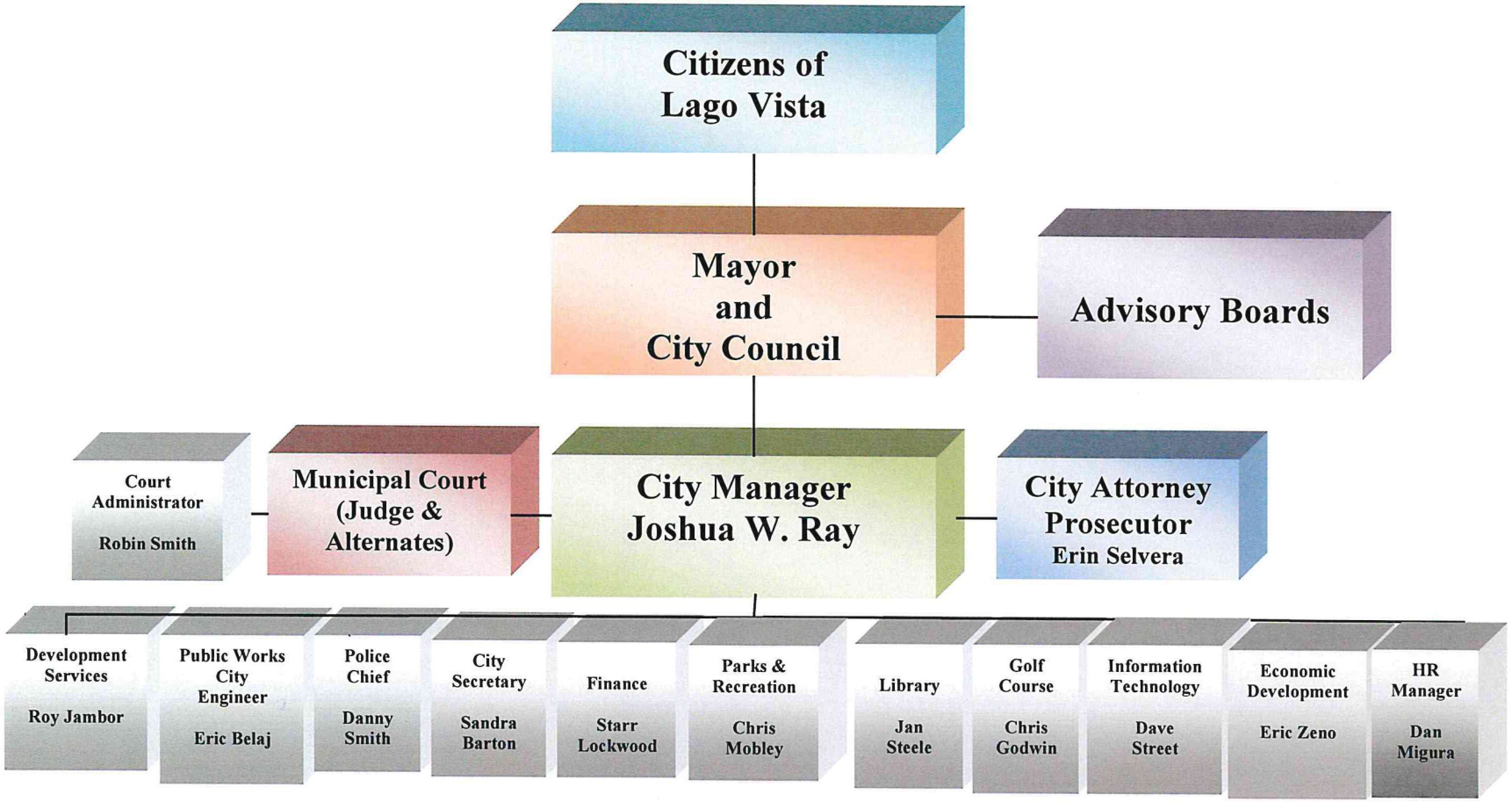

CITY OF LAGO VISTA
2020-2021 ANNUAL OPERATING BUDGET

This coversheet is submitted in compliance with Chapter 102 of the Local Government Code and Senate Bill 656 of the 83rd Texas Legislature:

This budget will raise more revenue from property taxes than last year's budget by an amount of ($541,400), which is a (8.0443%) percent increase from last year's budget. The property tax revenue to be raised from new property added to the tax roll this year is ($612,458).

Record Vote on Adoption of the Budget

The Lago Vista City Council approved the 2020-2021 Budget on September 17, 2020 through a record vote of the Lago Vista City Council.

Mayor Ed Tidwell	Aye _____
Dick Weatherly, Mayor Pro Tem,	Aye _____
David Williams, Place 1	Aye _____
Don Barthlow, Place 2	Nay _____
Arch Davila, Place 3	Aye _____
Tim Collins, Place 4	Aye _____
Frank Robbins, Place 6	Aye _____

Property Taxes

Previous Year Rate	$0.6500
2020-2021 Proposed Rate	$0.6475
No New Revenue Rate	$0.6476
No New Revenue Maintenance & Operations Rate	$0.3945
Voter Approval Rate	$0.6475
Debt Rate (Interest and Sinking)	$0.2392

Total Municipal Debt Obligations

As of September 30, 2020, the City of Lago Vista has an outstanding principal balance of $ $32,347,000.

FISCAL YEAR 2021

Executive Summary

Tax Rate:	$.6475/$100
Voter Approval Tax Rate:	$.6475/$100
De Minimis Tax Rate:	$.6782/$100
Total Property Valuation:	$1,123,024,538
Increase from previous year:	$ 87,611,708
2020 New Property Added:	$ 94,588,048
Debt:	$32,347,000
FY21 Debt Service Payment:	$2,686,814

Fund Balances:

General:	$4,865,703
Utility:	$4,503,427
Park:	$ 585,198
Impact Fee:	$5,317,630
HOT:	$ 512,244
Debt Service:	$ 249,458
Capital Projects:	$1,500,527

FY21 Fund Balance Appropriations:

General Fund:	$3,244,275
Utility Fund:	$2,048,522
Park:	$ 589,998
Impact Fee:	$1,450,000
Capital Projects:	$1,500,527

Fund Balance After FY21 Appropriations:

General Fund:	$1,621,428
Utility Fund:	$2,454,905
Park Fund:	$ 0
Impact Fee Fund:	$3,867,630
Capital Projects Fund:	$ 0

The General Fund increase by $3,944,315 over the FY20 budget. Of this amount, $3,244,275 will be provided through the General Fund Reserve, $300,597 will be provided through new ad valorem taxes, $125,000 through an increase in sales tax, $100,000 increase from the Utility Fund, $90,000 from an increase in solid waste collection fees, and $111,500 through in increase in electric franchise fees.

Employee Insurance:	9% Increase
Employee COLA:	1%
Employee Merit:	up to 3%

New Positions:

Police Officer	General Fund, Police Department, Full-time
Parks Laborer	General Fund, Parks & Recreation, Full-time
Recreation Coordinator	General Fund, Parks & Recreation, Part-time
Street Laborer	General Fund, Streets, Full-time
Associate Planner	General Fund, Development Services, Full-time
Airport Attendant	Aviation Fund, Airport, Part-time

Capital Projects Included in the FY21 Budget:

New City Park	$ 1,360,000
LVGC Greens Renovation (3 Greens)	$ 239,115
LVGC Tee Box Renovation	$ 40,000
LVGC Parking Lot Renovation	$ 40,000
Impact Fee Study	$ 55,000
WWTP Improvements	$ 939,000
Leak Detection	$ 120,000
Emergency Power	$ 216,256
Valves and FH Replacements	$ 200,000
WW System Master Plan	$ 250,000
WTP1 Expansion	$ 250,000
Water System Balance Project	$ 250,000
Meter Replacement & AMI Installation	$ 1,500,000
WTP3 Sludge Pond	$ 340,000
Street Overlay Projects	$ 905,000
Street Micro surfacing	$ 485,000
Street Slurry Seal	$ 500,000
Street Fog Seal	$ 510,000
Street Sign Replacement	$ 10,000
Lohman Ford Rehabilitation	$ 450,000
Library & City Hall Expansion	$ 775,527
Airport T Hangers	$ 650,000

FISCAL YEAR 2021
ADOPTED BUDGET

FUND	REVENUES		EXPENSES
General Fund	$12,165,438		$12,165,438
Administration		$445,708	
Development Services		$667,415	
Finance		$315,885	
Human Resources		$114,503	
Municipal Court		$178,684	
City Secretary		$135,112	
Economic Development		$278,425	
City Council		$24,500	
Legal		$255,767	
Non Departmental		$104,000	
Parks & Recreation		$377,123	
Aquatics		$121,823	
Library		$238,295	
Police		$2,412,371	
Dispatch		$516,871	
Streets		$1,627,482	
Solid Waste		$789,507	
Building Maintenance		$61,100	
Transfer to CIP		$3,100,871	
Transfer to LVGC		$399,994	
Utility Fund	$9,325,137		$9,325,137
Info Tech		$675,932	
Utility Administration		$258,680	
Transfer to General Fund		$1,600,000	
Water Services		$1,452,060	
Water Plant 1		$353,474	
Water Plant 3		$462,722	
Sewer Services		$711,188	
Sewer Plant		$437,333	
Effluent Disposal		$336,533	
Booster Pump Stations		$112,465	
Lift Stations		$173,054	
Public Works Administration		$533,545	
Transfer to CIP		$2,218,151	
Golf Course Fund	$1,247,472		$1,247,472
Pro Shop		$506,203	
Maintenance		$741,269	
Aviation Fund	$267,000		$267,000

Debt Service Fund	$2,696,814	$2,696,814
Capital Improvements Fund	$10,492,047	$10,492,047
Impact Fee Fund	$1,530,000	$1,530,000
Hotel Occupancy Fund	$148,500	$148,500
Park Fund	$589,998	$589,998
TOTAL	$38,462,406	$38,462,406

Fund				Description	ACCOUNT ID	FY19 Actual	FY20 Budgeted	FY21 Approved
General Fund								
	Revenue Source							
		Administration						
				AD VALOREM TAXES	10-410-1110	$3,384,039.34	$4,011,943.00	$4,312,540.00
				SALES TAXES	10-410-1200	$528,726.65	$500,000.00	$625,000.00
				GENERAL FUND RESERVE ACCT I	10-410-1211	$59,148.18	$35,000.00	$24,000.00
				REAL ESTATE INTEREST	10-410-1212	$205.12	$60.00	$10,000.00
				MIXED BEVERAGE TAX	10-410-1220	$9,246.36	$7,000.00	$7,000.00
				TRANS FROM HOTEL FUND TAX	10-410-1230		$0.00	$0.00
				ELECTRIC FRANCHISE FEE	10-410-1300	$330,434.77	$338,500.00	$450,000.00
				TELEPHONE FRANCHISE FEE	10-410-1310	$17,229.63	$26,700.00	$26,967.00
				CABLE TV FRANCHISE FEE	10-410-1320	$134,251.39	$125,000.00	$126,250.00
				INVESTMENT INTEREST	10-410-1410	$43,605.81	$40,000.00	$40,000.00
				CREDIT CARD SERVICE FEE	10-410-1430	$4,445.54	$4,240.00	$0.00
				LAGO VISTA RETAIL CENTER HO	10-410-1450		$0.00	$0.00
				SALE OF COPIES, ETC.	10-410-1570	$342.70	$300.00	$300.00
				SALE OF ASSETS	10-410-1580	$24,308.94	$10,000.00	$10,000.00
				OTHER REVENUE	10-410-1810	$14,500.72	$9,000.00	$10,000.00
				LONG AND SHORT	10-410-1815	-$1.10	$0.00	$0.00
				CITY HALL RENTAL INCOME	10-410-2000		$0.00	$0.00
				AIRPORT FUND REIMBURSEMENT	10-410-3200		$20,000.00	$5,000.00
				GRANTS	10-410-3230	$65,579.75	$0.00	$15,000.00
				RENTAL/LEASE REVENUE	10-410-4220	$99,929.33	$46,000.00	$0.00
				TRANSFER FROM UTILITIES	10-410-9000	$1,500,000.00	$1,500,000.00	$1,600,000.00
				PROCEEDS FROM LOANS	10-410-9060		$0.00	$0.00
				TRANSFER FROM RESERVES	10-410-9100		$0.00	$3,244,275.00
				TRANSFER FROM CIP	10-410-9101		$0.00	$0.00
				TRANSFER FROM HOTEL FUND	10-410-9150		$0.00	$0.00
				TRANSFER FROM AVIATION FUND	10-410-9725		$0.00	$0.00
		Total Administration				$6,215,993.13	$6,673,743.00	$10,506,332.00
		Library						
				LIBRARY FINES AND REVENUE	10-445-3100	$6,634.82	$5,172.00	$0.00
				LONE STAR GRANT	10-445-3229		$0.00	$0.00

				LIBRARY GRANTS	10-445-3230	$642.74	$563.00	$563.00
				DONATIONS TO LIBRARY	10-445-5000		$0.00	$0.00
		Total Library				$7,277.56	$5,735.00	$563.00
		Non Departmental						
				KLVB - DONATIONS	10-411-1650		$0.00	$0.00
				VETERANS MEMORIAL DONATIONS	10-411-1700		$0.00	$0.00
				LAGO FEST DONATIONS	10-411-1725	$27,000.00	$20,000.00	$26,500.00
				LAGO FEST ARTIST BOOTHS	10-411-1740	$1,350.00	$2,000.00	$2,500.00
				LAGO FEST VENDOR FEES	10-411-1750	$4,000.00	$5,000.00	$6,000.00
				LAGO FEST VIP TICKETS	10-411-1760	$3,040.00	$2,000.00	$2,500.00
				LAGO FEST MERCHANDISE	10-411-1770	$890.02	$1,000.00	$2,500.00
				CHRISTMAS FESTIVAL DONATION	10-411-1775		$0.00	$0.00
				CHRISTMAS FESTIVAL VENDORS	10-411-1780		$0.00	$0.00
				OTHER REVENUE	10-411-1810		$0.00	$0.00
		Total Non Departmental				$36,280.02	$30,000.00	$40,000.00
		Development Services						
				CREDIT CARD FEES	10-412-1430	$3,435.02	$3,000.00	$0.00
				SIGN PERMITS	10-412-1520	$100.00	$100.00	$100.00
				DEVELOPMENT AGREEMENT	10-412-1525		$0.00	$0.00
				PID - INITIAL DEVELOPMENT F	10-412-1601		$0.00	$0.00
				PID PROFESSIONAL SRVCS REVE	10-412-1602	$17,129.08	$0.00	$0.00
				OTHER REVENUE	10-412-1812	$25.00	$100.00	$100.00
				DEV SVC CASH OVER / SHORT	10-412-1815		$0.00	$0.00
				REPLATS & RELEASE EASEMENT	10-412-1830	$10,525.00	$8,000.00	$8,000.00
				SITE DEVELOPMENT REVIEWS	10-412-1835	$5,078.10	$4,266.00	$4,322.00
				RE-VEGITATION COST DEPOSIT	10-412-1840		$0.00	$0.00
				PARK FUND	10-412-1845		$0.00	$0.00
				BUILDING PERMITS	10-412-3100	$294,383.00	$262,118.00	$282,000.00
				MISC. PERMITS	10-412-3105	$34,560.75	$19,242.00	$31,000.00
				ZONING APPLICATION FEES	10-412-3106	$16,996.42	$14,846.00	$19,000.00
				ANNEXATION FEES	10-412-3107		$0.00	$0.00
				REINSPECTION FEES	10-412-3110	$12,450.00	$12,000.00	$14,500.00
				MECHANICAL PERMITS	10-412-3200	$37,372.80	$25,000.00	$32,000.00

				PLUMBING PERMITS	10-412-3210	$41,795.30	$25,000.00	$35,000.00
				ELECTRICAL PERMITS	10-412-3220	$33,945.30	$25,000.00	$27,500.00
				ELECTRICAL LICENSES	10-412-3225		$0.00	$0.00
				FINAL PLAT APPLICATION FEE	10-412-3226	$1,200.00	$1,000.00	$1,000.00
				CONSTRUCTION PLAN APPL. FEE	10-412-3227	$7,185.00	$5,000.00	$5,000.00
				TREE REMOVAL FEES	10-412-3228		$0.00	$0.00
				GRANTS	10-412-3230		$0.00	$0.00
				ESCROW ACCT - DEV SVCS	10-412-3235		$0.00	$0.00
				ENGINEER REVIEW REIMBURSEME	10-412-3250	$11,740.14	$13,000.00	$13,000.00
				PROFESSIONAL SERVICE REIMB.	10-412-3260		$0.00	$0.00
				HEALTH DEPT INSPECTION FEES	10-412-3300	$17,000.00	$12,000.00	$12,000.00
				LAGO VISTA RETAIL CENTER HO	10-412-4751		$0.00	$0.00
		Total Development Services				$544,920.91	$429,672.00	$484,522.00
		Municipal Court						
				MUNICIPAL COURT FINES	10-415-2100	$92,465.26	$102,458.00	$125,000.00
				CITY TRUNCY PRVNTION DVERSN	10-415-2101	$688.11	$793.00	$800.00
				INDIGENT DEFENSE FEE	10-415-2102		$0.00	$0.00
				STATE COURT SERVICE FEE EAR	10-415-2103	$4,363.84	$2,150.00	$3,000.00
				BUILDING SECURITY FEES	10-415-2105		$0.00	$0.00
				COURT TECHNOLOGY FEE	10-415-2106		$0.00	$0.00
				STATE JURY FEE	10-415-2107		$0.00	$0.00
				EXPUNCTION FEE	10-415-2108		$0.00	$0.00
				REST. FEE - LOCAL	10-415-2109		$0.00	$0.00
				REST. FEE - STATE	10-415-2110		$0.00	$0.00
				JUDICIAL FEE - STATE	10-415-2111		$0.00	$0.00
				JUDICIAL FEE - CITY	10-415-2112	$428.40	$491.00	$500.00
				JUVENILE CASE MANAGEMENT FE	10-415-2113		$0.00	$0.00
				COURT CASH BOND	10-415-2114		$0.00	$0.00
				MUNICIPAL COURT OVERPAYMENT	10-415-2200		$0.00	$0.00
		Total Municipal Court				$97,945.61	$105,892.00	$129,300.00
		Police Department						
				SCHOOL OFFICER FUNDING	10-420-1230		$0.00	$0.00
				CROSSING GUARD TAX	10-420-1240		$0.00	$0.00

				WRECKER PERMITS	10-420-1530	$700.00	$1,000.00	$1,000.00
				ANIMAL LICENSE	10-420-1560	$560.00	$620.00	$620.00
				ANIMAL IMPOUNDMENT	10-420-1565	$230.00	$570.00	$570.00
				SALE OF COPIES. ETC.	10-420-1570	$292.00	$465.00	$465.00
				OTHER REVENUE	10-420-1810	$28,955.76	$1,953.00	$1,953.00
				PRIVATE ALARM PERMIT/FEES	10-420-1820	$7,685.00	$7,300.00	$7,300.00
				CAPCOG GRANT-GENERATOR	10-420-4221		$0.00	$0.00
				CAPCO - VOICE RECORDER REIM	10-420-4222		$0.00	$0.00
				HOMELAND SECURITY GRANT REV	10-420-4230		$0.00	$0.00
				REIMBURSE FOR DISPATCHING S	10-420-4240		$0.00	$0.00
				BULLETPROOF VEST PROGRAM	10-420-4250		$0.00	$0.00
				BODY WORN CAMERA GRANT	10-420-4260		$0.00	$0.00
				LEOSE	10-420-4320		$0.00	$0.00
		Total Police Department				$38,422.76	$11,908.00	$11,908.00
		Public Works-Building						
				INSURANCE RECOVERY	10-430-1200		$0.00	$0.00
				CAPITAL METRO CONTRIBUTIONS	10-430-1450	$84,000.00	$42,430.00	$42,430.00
				OVERLAY CARRY OVERS	10-430-1451		$0.00	$0.00
				CAPITAL METRO 1/4 CENT REBA	10-430-1452		$0.00	$0.00
				PRIOR YEAR CAP METRO FUNDS	10-430-1453		$0.00	$0.00
				OTHER REVENUE	10-430-1810	$4,058.75	$2,383.00	$2,383.00
				STREET CUTS	10-430-1820		$0.00	$0.00
				HOLLOWS RESTORATION	10-430-1830		$0.00	$0.00
				LEASE PURCHASE PROCEEDS	10-430-4000		$0.00	$0.00
				STREET FRANCHISE FEE	10-430-4025		$0.00	$0.00
		Total Public Works-Building				$88,058.75	$44,813.00	$44,813.00
		Solid Waste						
				SOLID WASTE FEES	10-431-1700	$902,407.94	$850,000.00	$940,000.00
				GREEN CENTER REVENUE	10-431-1800		$0.00	$0.00
		Total Solid Waste				$902,407.94	$850,000.00	$940,000.00
		Recreation Department						
				POOL OVER AND SHORT (	10-435-1810	-$695.56	$150.00	$0.00

				PARKS REVENUE	10-435-3100	$11,303.48	$8,000.00	$8,000.00
				POOL SNACKS REVENUE	10-435-3150		$0.00	$0.00
				TRANSFER FROM PARK FUND	10-435-3200		$0.00	$0.00
				GRANTS	10-435-3230		$0.00	$0.00
				OTHER REVENUE	10-435-3300		$0.00	$0.00
		Total Recreation Department				$10,607.92	$8,150.00	$8,000.00
		Aviation Department						
				INVESTMENT INTEREST	10-440-1410		$0.00	$0.00
				AIRPORT REVENUE	10-440-3100		$0.00	$0.00
				AIRPORT FUEL REVENUE	10-440-3103		$0.00	$0.00
				F-4 PROJECT	10-440-3105		$0.00	$0.00
				RAMP GRANT REVENUE	10-440-3200		$0.00	$0.00
				AIRPORT POA SHARED EXP CONT	10-440-3250		$0.00	$0.00
				AIRPORT POA CIP CONTRIBUTIO	10-440-3300		$0.00	$0.00
				TXDOT MATCHING FUND PROJECT	10-440-3350		$0.00	$0.00
				AIRPORT POA AWOS CONTRIBUTI	10-440-3400		$0.00	$0.00
		Total Aviation Department				$0.00	$0.00	$0.00
	Total Revenue Source					$7,941,914.60	$8,159,913.00	$12,165,438.00
	Expenditures							
		General Government						
			Administration					
				Personnel Services				
				ACCRUED SALARY EXPENSE (AJE	10-510-1000		$0.00	$0.00
				STATE UNEMPLOYMENT TAX	10-510-1010	$18.00	$178.00	$196.20
				SOCIAL SECURITY / MEDICARE	10-510-1020	$15,688.57	$11,502.00	$11,886.82
				TMRS	10-510-1030	$17,581.29	$12,569.00	$12,990.04
				HEALTH, DENTAL & LIFE INS	10-510-1050	$20,032.89	$12,652.00	$14,780.64
				HEALTH REIMBURSEMENT ACCOUN	10-510-1060	$1,322.40	$654.00	$654.00
				WORKERS COMPENSATION	10-510-1070	$218.43	$240.00	$264.00
				CITY MANAGER	10-510-1100	$139,666.76	$140,000.00	$145,000.00
				ASSISTANT CITY MANAGER	10-510-1105		$0.00	$0.00
				CITY SECRETARY	10-510-1110		$0.00	$0.00

				ADMINISTRATIVE ASSISTANT	10-510-1115		$0.00	$0.00
				SENIOR ACCOUNTANT/FINANCE	10-510-1140		$0.00	$0.00
				CELL PHONE ALLOWANCE	10-510-1143	$1,441.25	$1,440.00	$1,440.00
				CAR ALLOWANCE	10-510-1144	$8,406.54	$8,400.00	$8,400.00
				LONGEVITY PAY	10-510-1145	$173.01	$104.00	$138.41
				REWARDS PROGRAM	10-510-1146	$809.82	$405.00	$405.00
				CELL PHONE STIPEND	10-510-1148		$0.00	$0.00
				OVERTIME	10-510-1274		$0.00	$0.00
				MERIT INCREASE	10-510-1300		$3,573.00	$5,046.44
				COLA PAY INCREASE	10-510-1405		$2,923.00	$1,682.15
				GENERAL FUND PAY PLAN	10-510-1500		$0.00	$0.00
				COMMUNICATION & MARKETING S	10-510-1550	$68,743.54	$0.00	$0.00
				Total Personnel Services		$274,102.50	$194,640.00	$202,883.70
				Operations and Maintenance				
				LIABILITY & PROPERTY INS	10-510-4000	$14,978.67	$16,477.00	$18,124.70
				UNIFORMS	10-510-4110	$1,032.01	$1,200.00	$1,200.00
				TRAVEL	10-510-4200	$2,664.27	$8,000.00	$7,000.00
				EDUCATION	10-510-4300	$655.00	$1,000.00	$1,000.00
				CONVENTIONS	10-510-4305	$2,172.00	$10,000.00	$7,000.00
				SUPER S SALES TAX REBATE	10-510-4350		$0.00	$0.00
				DUES	10-510-4400	$4,549.24	$6,000.00	$6,000.00
				BONDS	10-510-4420		$0.00	$0.00
				LEGAL NOTICES	10-510-4550	$1,783.80	$1,500.00	$1,500.00
				ELECTIONS	10-510-4565		$0.00	$0.00
				RENTAL/LEASE	10-510-4570		$0.00	$0.00
				RENT (AUDITOR AJE)	10-510-4571		$0.00	$0.00
				BANK/CREDIT CARD FEES	10-510-4575	$669.36	$1,100.00	$3,500.00
				TELEPHONE/INTERNET	10-510-4600	$336.87	$0.00	$0.00
				MAINTENANCE & REPAIRS	10-510-4700	$55,310.21	$0.00	$0.00
				MISCELLANEOUS EXPENSE	10-510-4750	$5,793.97	$7,500.00	$7,500.00
				IT EXPENSE	10-510-4825	$2,105.44	$4,000.00	$4,000.00
				Total Operations and Maintenance		$92,050.84	$56,777.00	$56,824.70
				Supplies				

				BOOKS,PUBLICATIONS,FILMS	10-510-5100		$500.00	$500.00
				POSTAGE	10-510-5200	$94.02	$1,500.00	$1,500.00
				SUPPLIES	10-510-5300	$6,745.35	$5,000.00	$5,000.00
				Total Supplies		$6,839.37	$7,000.00	$7,000.00
				Services				
				PROFESSIONAL SERVICES	10-510-6100	$22,597.99	$145,500.00	$60,000.00
				AUDIT SERVICES	10-510-6110	$10,000.00	$12,000.00	$20,000.00
				LEGAL SERVICES	10-510-6120	$203,253.29		$0.00
				EXPENSES/SALE OF ASSETS	10-510-6140	$150.00	$0.00	$10,000.00
				TAX COLLECTION SERVICES	10-510-6200		$0.00	$0.00
				TAX APPRAISAL SERVICES	10-510-6210		$0.00	$0.00
				PRINTING & BINDING SERVICE	10-510-6400		$2,000.00	$2,000.00
				MISCELLANEOUS SERVICES	10-510-6500		$2,000.00	$2,000.00
				MAINTENANCE AGREEMENTS	10-510-6540		$0.00	$0.00
				CITY MANAGER CONTINGENCY	10-510-6560		$20,000.00	$20,000.00
				Total Services		$236,001.28	$181,500.00	$114,000.00
				Fixed Assets				
				TRANSFER TP CAPITAL IMP	10-510-9000		$0.00	$0.00
				FIXED ASSETS	10-510-9700		$45,000.00	$45,000.00
				OFFICE EQUIPMENT/SOFTWARE	10-510-9730	$1,014.56	$2,000.00	$10,000.00
				CITY HALL BUILDING	10-510-9900		$7,500.00	$10,000.00
				Total Fixed Assets		$1,014.56	$54,500.00	$65,000.00
			Total Administration			$610,008.55	$494,417.00	$445,708.40
			Legal					
				Personnel Services				
				ACCRUED SALARY EXPENSE (AUD	10-518-1000		$0.00	$0.00
				STATE UNEMPLOYMENT TAX (TWC	10-518-1010		$162.00	$196.20
				SOCIAL SECURITY/MEDICARE	10-518-1020		$4,061.84	$9,796.55
				TMRS	10-518-1030		$2,000.46	$10,705.78
				HEALTH, DENTAL, & LIFE INSU	10-518-1050		$6,233.32	$9,499.56
				HEALTH REIMBURSEMENT ACCT	10-518-1060		$300.00	$654.00

				WORKERS COMPENSATION	10-518-1070		$120.00	$200.00
				DEFERRED COMPENSATION	10-518-1080		$0.00	$0.00
				CITY ATTORNEY	10-518-1100		$53,653.84	$120,000.00
				LEGAL ASSISTANT	10-518-1115		$0.00	$0.00
				CELL PHONE ALLOWANCE	10-518-1143		$431.54	$1,020.00
				CAR ALLOWANCE	10-518-1144		$2,792.32	$6,600.00
				LONGEVITY PAY	10-518-1145		$25.00	$34.60
				REWARDS PROGRAM	10-518-1146		$300.00	$404.91
				MERIT INCREASE	10-518-1300		$0.00	$4,176.36
				COLA PAY INCREASE	10-518-1405		$0.00	$1,392.12
				Total Personnel Services			$70,080.32	$164,680.08
				Operations and Maintenance				
				LIABILITY/PROPERTY INSURANC	10-518-4000		$0.00	$0.00
				UNIFORMS	10-518-4110		$0.00	$0.00
				TRAVEL	10-518-4200		$5,000.00	$3,000.00
				EDUCATION	10-518-4300		$4,000.00	$2,500.00
				CONVENTIONS	10-518-4305		$5,000.00	$2,500.00
				DUES	10-518-4400		$10,000.00	$2,000.00
				BONDS (NOTARY BOND)	10-518-4420		$500.00	$500.00
				LEGAL NOTICES	10-518-4550		$2,500.00	$2,500.00
				RENTAL/LEASE	10-518-4570		$0.00	$0.00
				BANK CHARGES/CREDIT CARD FE	10-518-4575		$0.00	$0.00
				TELEPHONE/INTERNET/CABLE	10-518-4600		$0.00	$0.00
				MAINTENANCE/REPAIRS	10-518-4700		$0.00	$0.00
				MISCELLANEOUS EXPENSES	10-518-4750		$0.00	$0.00
				INFORMATION TECHNOLOGY	10-518-4825		$3,487.00	$4,487.00
				Total Operations and Maintenance			$30,487.00	$17,487.00
				Supplies				
				BOOKS/PUBLICATIONS/FILMS	10-518-5100		$0.00	$6,500.00
				POSTAGE	10-518-5200		$0.00	$0.00
				SUPPLIES	10-518-5300		$4,988.98	$3,500.00
				COVID I9 EXPENSES	10-518-5500		-$194.70	$0.00
				Total Supplies			$4,794.28	$10,000.00

				Fixed Assets				
				FIXED ASSETS	10-518-9700		$5,000.00	$3,500.00
				OFFICE EQUIPMENT/SOFTWARE	10-518-9730		$0.00	$0.00
				Total Fixed Assets			$5,000.00	$3,500.00
				Services				
				PROFESSIONAL SERVICES	10-518-6100		-$105.00	$100.00
				LEGAL SERVICES	10-518-6120		$50,000.38	$50,000.00
				EXPENSES/SALE OF ASSETS	10-518-6140		$0.00	$0.00
				PRINTING & BINDING SERVICES	10-518-6400		$0.00	$0.00
				MISCELLANEOUS SERVICES	10-518-6500		$0.00	$0.00
				MAINTENANCE AGREEMENTS	10-518-6540		$10,000.00	$10,000.00
				Total Services			$59,895.38	$60,100.00
			Total Legal			$0.00	$170,256.98	$255,767.08
			General Fund Interfund Transfers					
				TRANSFER TO LVGC	10-586-9766	$546,603.24	$435,602.00	$399,994.00
				TRANSFER TO HLGC	10-586-9767		$0.00	$0.00
				Transfer General Fund to CIP	10-586-9768			$3,100,871.00
			Total General Fund Interfund Transfers			$546,603.24	$435,602.00	$3,500,865.00
			Development Services					
				Personnel Services				
				ACCRUED SALARY (AUDITOR ADJ	10-512-1000		$0.00	$0.00
				STATE UNEMPLOYMENT TAX	10-512-1010	$45.86	$891.00	$981.00
				SOCIAL SECURITY / MEDICARE	10-512-1020	$19,008.90	$19,955.00	$21,940.50
				TMRS	10-512-1030	$20,101.87	$21,807.00	$23,976.80
				HEALTH, DENTAL & LIFE INS.	10-512-1050	$34,708.56	$37,764.00	$60,913.08
				HEALTH REIMBURSEMENT ACCOUN	10-512-1060	$3,256.00	$3,270.00	$3,270.00
				WORKERS COMPENSATION	10-512-1070	$1,002.01	$1,102.00	$1,212.20
				ASSISTANT CITY MANAGER	10-512-1105		$0.00	$0.00
				DIR. OF DEVELOPMENT SERVICE	10-512-1106	$77,655.79	$78,185.00	$86,359.00
				Associate Planner	10-512-1110			$79,563.66

				BUILDING OFFICIAL	10-512-1120	$63,806.95	$64,242.00	$75,000.00
				GIS TECH	10-512-1135		$0.00	$0.00
				CODE ENFORCEMENT OFFICER	10-512-1140	$43,330.43	$43,625.00	$45,389.76
				CELL PHONE ALLOWANCE	10-512-1143	$199.87	$0.00	$0.00
				CAR ALLOWANCE	10-512-1144		$0.00	$0.00
				LONGEVITY PAY	10-512-1145	$519.03	$761.00	$726.64
				REWARDS PROGRAM	10-512-1146	$2,024.55	$2,025.00	$2,025.00
				UNIFORM/BOOT ALLOWANCE	10-512-1147	$359.90	$180.00	$180.00
				CELL PHONE STIPEND	10-512-1148		$0.00	$2,400.00
				OVERTIME	10-512-1274		$0.00	$0.00
				MERIT INCREASE	10-512-1300		$6,582.00	$9,796.10
				COLA PAY INCREASE	10-512-1405		$5,385.00	$3,265.37
				PAY PLAN INCREASES	10-512-1500		$0.00	$0.00
				DEV SVCS SECRETARY	10-512-1525	$41,356.53	$40,628.00	$42,263.52
				OFFICE TECHNICIAN	10-512-1530	$22,573.05	$31,200.00	$32,460.48
				Total Personnel Services		$329,949.30	$357,602.00	$491,723.11
				Operations and Maintenance				
				LIABILITY & PROPERTY INS	10-512-4000	$1,108.84	$1,220.00	$1,342.00
				UNIFORMS	10-512-4110	$208.16	$1,000.00	$1,000.00
				TRAVEL	10-512-4200	$956.73	$3,000.00	$3,000.00
				EDUCATION	10-512-4300	$1,406.74	$3,275.00	$3,275.00
				DUES	10-512-4400	$3,477.75	$3,000.00	$3,000.00
				BONDS	10-512-4420		$0.00	$0.00
				CONTRACT INSPECTIONS	10-512-4525	$51,008.50	$25,000.00	$40,000.00
				LEGAL NOTICES	10-512-4550	$4,480.13	$6,000.00	$6,000.00
				RENTAL/LEASE	10-512-4570		$0.00	$0.00
				CREDIT CARD FEES	10-512-4575	$3,735.68	$2,950.00	$6,000.00
				TELEPHONE	10-512-4600	$2,355.60	$2,300.00	$2,300.00
				MAINTENANCE & REPAIRS	10-512-4700	$16.24	$475.00	$475.00
				EQUIP/VEHICLE MAINT/REPAIRS	10-512-4725	$18.50	$500.00	$500.00
				MISCELLANEOUS EXPENSES	10-512-4750	$2,920.69	$5,000.00	$5,000.00
				LV RETAIL CENTER HOLDING	10-512-4751		$0.00	$0.00
				IT EXPENSE	10-512-4825		$0.00	$0.00
				Total Operations and Maintenance		$71,693.56	$53,720.00	$71,892.00

				Supplies				
				BOOKS/PUBLICATIONS/FILMS	10-512-5100		$1,000.00	$1,000.00
				POSTAGE	10-512-5200	$1,351.15	$1,800.00	$1,800.00
				SUPPLIES	10-512-5300	$2,190.12	$2,200.00	$2,200.00
				FUEL AND LUBRICANTS	10-512-5400	$2,136.94	$2,500.00	$2,500.00
				Total Supplies		$5,678.21	$7,500.00	$7,500.00
				Services				
				PROFESSIONAL SERVICES	10-512-6100		$64,000.00	$15,000.00
				LEGAL SERVICES	10-512-6120	$5,945.83		$20,000.00
				ENGINEERING & PLANNING SERV	10-512-6130	$41,897.73	$40,000.00	$40,000.00
				PID ATTORNEY SERVICES	10-512-6131	$538.00	$0.00	$0.00
				PID ENGINEERING SERVICES	10-512-6132		$0.00	$0.00
				PID ACCOUNTING SERVICES	10-512-6133	$13,423.58	$0.00	$0.00
				PID-MISCELLEANEOUS EXPENSES	10-512-6134		$0.00	$0.00
				PRINTING & BINDING	10-512-6400		$0.00	$0.00
				MISCELLANEOUS SERVICES	10-512-6500	$2,329.16	$16,800.00	$16,800.00
				MAINTENANCE AGREEMENTS	10-512-6540		$0.00	$0.00
				Total Services		$64,134.30	$120,800.00	$91,800.00
				Fixed Assets				
				EQUIPMENT/SOFTWARE/ASSETS	10-512-9730		$4,500.00	$4,500.00
				2007 (1) CHEV COLORADO PRIN	10-512-9735		$0.00	$0.00
				2007 (1) CHEV COLORADO INT	10-512-9736		$0.00	$0.00
				CONDEMNED BUILDINGS	10-512-9805		$0.00	$0.00
				ABATEMENT	10-512-9810		$0.00	$0.00
				2015 CHEVY COLORADO-PRINCIP	10-512-9840		$0.00	$0.00
				2015 CHEVY COLORADO-INTERES	10-512-9841		$0.00	$0.00
				2015 CHEVY COLORADO-PRINCIP	10-512-9842		$0.00	$0.00
				2015 CHEVY COLORADO-INTERES	10-512-9843		$0.00	$0.00
				Total Fixed Assets			$4,500.00	$4,500.00
			Total Development Services			$471,455.37	$544,122.00	$667,415.11

			Finance					
				Personnel Services				
				ACCRUED SALARY (AUDITOR ADJ	10-513-1000		$0.00	$0.00
				STATE UNEMPLOYMENT TAX	10-513-1010	$32.67	$535.00	$588.60
				SOCIAL SECURITY / MEDICARE	10-513-1020	$11,791.76	$12,169.00	$12,657.44
				TMRS	10-513-1030	$12,637.26	$13,299.00	$13,832.19
				HEALTH, DENTAL & LIFE INS.	10-513-1050	$29,354.92	$33,437.00	$37,489.56
				HEALTH REIMBURSEMENT ACCOUN	10-513-1060	$1,983.60	$1,962.00	$1,962.00
				WORKERS COMPENSATION	10-513-1070	$320.14	$352.00	$387.20
				ACCOUNTING ASSISTANT	10-513-1120	$29,775.13	$30,472.00	$30,472.00
				ACCOUNTING ASSISTANT	10-513-1121	$49,867.13	$50,206.00	$52,235.04
				HUMAN RESOURCES MANAGER	10-513-1122		$0.00	$0.00
				FINANCE DIRECTOR	10-513-1140	$75,867.45	$76,384.00	$79,469.94
				SPANISH SPEAKING CERTIFICAT	10-513-1141		$0.00	$0.00
				LONGEVITY	10-513-1145	$795.85	$796.00	$865.05
				REWARDS PROGRAM	10-513-1146	$1,214.73	$1,215.00	$1,215.00
				CELL PHONE STIPEND	10-513-1148		$0.00	$1,200.00
				ACCOUNTING CLERK	10-513-1150		$0.00	$0.00
				OVERTIME	10-513-1274		$0.00	$0.00
				MERIT INCREASE	10-513-1300		$4,009.00	$5,644.25
				COLA PAY INCREASE	10-513-1405		$3,280.00	$1,881.42
				PAY PLAN INCREASES	10-513-1500		$0.00	$0.00
				Total Personnel Services		$213,640.64	$228,116.00	$239,899.69
				Operations and Maintenance				
				LIABILITY/PROPERTY INSURANC	10-513-4000		$0.00	$0.00
				TRAVEL	10-513-4200	$30.74	$1,000.00	$1,500.00
				EDUCATION	10-513-4300	$360.00	$1,000.00	$1,000.00
				SUPER S SALES TAX REBATE	10-513-4350		$0.00	$0.00
				DUES	10-513-4400		$0.00	$0.00
				BONDS (NOTARY)	10-513-4420	$195.00	$110.00	$110.00
				LEGAL NOTICES	10-513-4550		$0.00	$0.00
				RENTAL/LEASE	10-513-4570		$0.00	$0.00
				BANK CHARGES	10-513-4575		$0.00	$0.00
				TELEPHONE/INTERNET	10-513-4600		$0.00	$0.00

				MAINTENANCE/REPAIRS	10-513-4700		$0.00	$0.00
				MISCELLANEOUS EXPENSES	10-513-4750	$141.03	$500.00	$500.00
				IT EXPENSE	10-513-4825		$1,000.00	$1,000.00
				Total Operations and Maintenance		$726.77	$3,610.00	$4,110.00
				Supplies				
				POSTAGE	10-513-5200	$1,294.82	$1,500.00	$1,500.00
				SUPPLIES	10-513-5300	$374.28	$3,000.00	$3,000.00
				Total Supplies		$1,669.10	$4,500.00	$4,500.00
				Services				
				PROFESSIONAL SERVICES	10-513-6100		$2,500.00	$2,500.00
				TAX COLLECTIONS	10-513-6200	$20,193.00	$25,200.00	$30,375.00
				TAX APPRAISAL SERVICES	10-513-6210	$26,845.19	$30,000.00	$34,000.00
				PRINTING AND BINDING SERVIC	10-513-6400		$0.00	$0.00
				MISCELLANEOUS SERVICES	10-513-6500		$0.00	$0.00
				MAINTENANCE AGREEMENTS	10-513-6540		$0.00	$0.00
				OFFICE FURNITURE	10-513-9735		$500.00	$500.00
				Total Services		$47,038.19	$58,200.00	$67,375.00
				Fixed Assets				
				OFFICE EQUIPMENT/SOFTWARE	10-513-9730		$0.00	$0.00
				Total Fixed Assets			$0.00	$0.00
			Total Finance			$263,074.70	$294,426.00	$315,884.69
			Human Resources					
				Personnel Services				
				STATE UNEMPLOYMENT TAX	10-514-1010	$9.00	$178.00	$196.20
				SOCIAL SECURITY / MEDICARE	10-514-1020	$4,997.40	$5,041.00	$5,335.07
				TMRS	10-514-1030	$5,245.85	$5,508.00	$5,830.22
				HEALTH INSURANCE	10-514-1050	$8,040.58	$8,812.00	$14,766.48
				HEALTH REIMBURSEMENT ACCOUN	10-514-1060	$661.20	$654.00	$654.00
				WORKERS COMPENSATION	10-514-1070	$106.71	$117.00	$128.70
				HUMAN RESOURCES MANAGER	10-514-1122	$64,489.66	$64,929.00	$64,500.00

				CAR ALLOWANCE	10-514-1144		$0.00	$4,200.00
				LONGEVITY	10-514-1145	$519.03	$557.00	$34.60
				REWARDS PROGRAM	10-514-1146	$404.91	$405.00	$405.00
				CELL PHONE STIPEND	10-514-1148		$0.00	$600.00
				ACCOUNTING CLERK	10-514-1150		$0.00	$0.00
				MERIT INCREASE	10-514-1300		$1,657.00	$2,244.79
				COLA PAY INCREASE	10-514-1405		$1,356.00	$748.26
				PAY PLAN INCREASES	10-514-1500		$0.00	$0.00
				Total Personnel Services		$84,474.34	$89,214.00	$99,643.32
				Operations and Maintenance				
				TRAVEL	10-514-4200	$23.66	$350.00	$350.00
				EDUCATION	10-514-4300	$350.00	$400.00	$400.00
				DUES	10-514-4400	$110.00	$160.00	$210.00
				BONDS(NOTARY)	10-514-4420		$0.00	$0.00
				LEGAL NOTICES	10-514-4550		$200.00	$0.00
				MISCELLANEOUS EXPENSE	10-514-4750	$9,294.06	$13,000.00	$9,000.00
				INFORMATION TECHNOLOGY	10-514-4825		$0.00	$0.00
				Total Operations and Maintenance		$9,777.72	$14,110.00	$9,960.00
				Supplies				
				POSTAGE	10-514-5200	$76.18	$100.00	$100.00
				SUPPLIES	10-514-5300	$568.94	$0.00	$600.00
				Total Supplies		$645.12	$100.00	$700.00
				Services				
				PROFESSIONAL SERVICES	10-514-6100		$0.00	$4,000.00
				LEGAL SERVICES	10-514-6120	$290.50		$0.00
				PRINTING & BINDING SERVICES	10-514-6400	$95.65	$200.00	$200.00
				Total Services		$386.15	$200.00	$4,200.00
				Fixed Assets				
				OFFICE EQUIPMENT/SOFTWARE	10-514-9730		$0.00	$0.00
				OFFICE FURNITURE	10-514-9735		$200.00	$0.00
				Total Fixed Assets			$200.00	$0.00

			Total Human Resources			$95,283.33	$103,824.00	$114,503.32
			Municipal Court					
				Fixed Assets				
				OFFICE EQUIP/SOFTWARE	10-515-9730		$0.00	$1,500.00
				Total Fixed Assets			$0.00	$1,500.00
				Personnel Services				
				ACCRUED SALARY (AUDITOR ADJ	10-515-1000		$0.00	$0.00
				STATE UNEMPLOYMENT TAX	10-515-1010	$22.59	$356.00	$392.40
				SOCIAL SECURITY / MEDICARE	10-515-1020	$5,364.14	$5,914.00	$6,284.07
				TMRS	10-515-1030	$5,900.83	$6,463.00	$6,867.31
				HEALTH, DENTAL & LIFE INS.	10-515-1050	$21,219.33	$21,464.00	$28,669.20
				HEALTH REIMBURSEMENT ACCOUN	10-515-1060	$608.76	$1,308.00	$1,308.00
				WORKERS COMPENSATION	10-515-1070	$213.43	$235.00	$258.50
				MUNICIPAL COURT CLERK	10-515-1130	$72,586.56	$78,217.00	$81,023.52
				LONGEVITY	10-515-1145	$242.21	$277.00	$311.42
				REWARDS PROGRAM	10-515-1146	$809.82	$810.00	$809.82
				CELL PHONE STIPEND	10-515-1148		$0.00	$600.00
				OVERTIME	10-515-1274		$0.00	$0.00
				MERIT INCREASE	10-515-1300		$1,945.00	$2,819.86
				COLA PAY INCREASE	10-515-1405		$1,592.00	$939.95
				PAY PLAN INCREASES	10-515-1500		$0.00	$0.00
				Total Personnel Services		$106,967.67	$118,581.00	$130,284.05
				Operations and Maintenance				
				TRAVEL	10-515-4200	$2,360.51	$4,400.00	$5,000.00
				EDUCATION EXPENSE	10-515-4300	$1,615.00	$2,050.00	$2,050.00
				DUES	10-515-4400	$320.00	$250.00	$350.00
				BONDS	10-515-4420	$115.00	$200.00	$200.00
				JURY EXPENSE	10-515-4425		$500.00	$500.00
				STATE COURT & ARREST FEES	10-515-4430		$0.00	$0.00
				BOND REFUND FOR DEFENDANT	10-515-4435		$0.00	$0.00
				RENTAL/LEASE	10-515-4570		$0.00	$0.00

				CREDIT CARD FEES	10-515-4575	$2,379.89	$3,000.00	$5,000.00
				TELEPHONE	10-515-4600		$0.00	$0.00
				MISCELLANEOUS EXPENSE	10-515-4750	$19.84	$250.00	$250.00
				IT EXPENSE	10-515-4825		$0.00	$0.00
				Total Operations and Maintenance		$6,810.24	$10,650.00	$13,350.00
				Supplies				
				BOOKS,PUBLICATIONS & FILM	10-515-5100	$171.64	$300.00	$300.00
				POSTAGE	10-515-5200	$730.81	$2,000.00	$2,000.00
				SUPPLIES	10-515-5300	$679.99	$1,000.00	$1,000.00
				Total Supplies		$1,582.44	$3,300.00	$3,300.00
				Services				
				PROFESSIONAL SERVICES	10-515-6100	$3,000.00	$24,500.00	$24,500.00
				LEGAL SERVICES	10-515-6120	$32,645.92		$0.00
				JAIL & WARRANT SERVICES	10-515-6320	$599.95	$750.00	$750.00
				PRINTING & BINDING SERVICES	10-515-6400	$831.17	$2,000.00	$2,000.00
				MISCELLANEOUS SERVICES	10-515-6500	$198.01	$3,000.00	$3,000.00
				MAINTENANCE AGREEMENTS	10-515-6540		$0.00	$0.00
				Total Services		$37,275.05	$30,250.00	$30,250.00
			Total Municipal Court			$152,635.40	$162,781.00	$178,684.05
			City Secretary					
				Personnel Services				
				STATE UNEMPLOYMENT TAX	10-516-1010	$9.00	$178.00	$196.20
				SOCIAL SECURITY / MEDICARE	10-516-1020	$5,216.23	$5,408.00	$5,672.92
				TMRS	10-516-1030	$5,625.92	$5,910.00	$6,199.43
				HEALTH INSURANCE	10-516-1050	$7,417.38	$8,133.00	$8,820.36
				HEALTH REIMBURSEMENT ACCOUN	10-516-1060	$661.20	$654.00	$654.00
				WORKERS COMPENSATION	10-516-1070	$106.71	$117.00	$128.70
				CITY SECRETARY	10-516-1110	$69,643.11	$71,312.00	$72,943.33
				LONGEVITY	10-516-1145	$138.41	$173.00	$207.61
				REWARDS PROGRAM	10-516-1146	$404.91	$405.00	$404.91
				CELL PHONE STIPEND	10-516-1148		$0.00	$600.00

				MERIT INCREASE	10-516-1300		$1,789.00	$2,538.65
				COLA PAY INCREASE	10-516-1405		$1,464.00	$846.22
				PAY PLAN INCREASES	10-516-1500		$0.00	$0.00
				Total Personnel Services		$89,222.87	$95,543.00	$99,212.33
				Operations and Maintenance				
				TRAVEL	10-516-4200	$1,864.45	$2,000.00	$3,000.00
				EDUCATION	10-516-4300	$675.00	$1,600.00	$2,000.00
				CONVENTIONS	10-516-4305	$395.00	$1,000.00	$1,500.00
				DUES	10-516-4400	$200.00	$300.00	$400.00
				NOTARY BONDS	10-516-4420	$102.75	$0.00	$0.00
				LEGAL NOTICES	10-516-4550	$3,002.85	$5,000.00	$5,000.00
				ELECTIONS	10-516-4565	$6,553.96	$9,000.00	$9,000.00
				MISCELLANEOUS EXPENSE	10-516-4750	$287.09	$5,000.00	$3,000.00
				Total Operations and Maintenance		$13,081.10	$23,900.00	$23,900.00
				Supplies				
				BOOK/PUBLICATIONS/FILMS	10-516-5100	$121.16	$200.00	$200.00
				POSTAGE	10-516-5200	$20.30	$300.00	$300.00
				SUPPLIES	10-516-5300	$451.94	$1,500.00	$1,500.00
				Total Supplies		$593.40	$2,000.00	$2,000.00
				Services				
				PROFESSIONAL SERVICES	10-516-6100	$6,489.50	$10,000.00	$10,000.00
				LEGAL SERVICES	10-516-6120	$1,740.03		$0.00
				Total Services		$8,229.53	$10,000.00	$10,000.00
			Total City Secretary			$111,126.90	$131,443.00	$135,112.33
			Economic Development					
				Personnel Services				
				ACCRUED SALARY(AUDITOR ADJ)	10-517-1000		$0.00	$0.00
				STATE UNEMPLOYMENT TAX	10-517-1010	$9.00	$356.00	$392.40
				SOCIAL SECURITY / MEDICARE	10-517-1020	$3,167.51	$10,631.00	$10,930.67
				TMRS	10-517-1030	$3,312.45	$11,618.00	$11,945.16

				HEALTH, DENTAL & LIFE INS	10-517-1050	$3,714.62	$16,945.00	$23,388.12
				HEALTH REIMBURSEMENT ACCOUN	10-517-1060	$385.70	$1,308.00	$1,308.00
				WORKERS COMPENSATION	10-517-1070		$117.00	$128.70
				ECONOMIC DEVELOPMENT DIRECT	10-517-1100	$40,089.24	$64,500.00	$67,105.46
				CELL PHONE ALLOWANCE	10-517-1143	$384.35	$600.00	$0.00
				CAR ALLOWANCE	10-517-1144	$2,691.26	$4,200.00	$4,200.00
				LONGEVITY	10-517-1145		$176.00	$242.21
				REWARDS PROGRAM	10-517-1146		$810.00	$809.82
				CELL PHONE STIPEND	10-517-1148		$0.00	$1,200.00
				OVERTIME	10-517-1274		$0.00	$0.00
				MERIT INCREASE	10-517-1300		$3,399.00	$4,769.15
				COLA PAY INCREASE	10-517-1405		$2,781.00	$1,589.72
				COMMUNICATIONS & MARKETING	10-517-1550		$68,691.00	$69,927.13
				Total Personnel Services		$53,754.13	$186,132.00	$197,936.54
				Operations and Maintenance				
				LIABILITY/PROPERTY INSURANE	10-517-4000		$0.00	$0.00
				TRAVEL	10-517-4200	$1,080.34	$5,000.00	$5,000.00
				EDUCATION	10-517-4300		$2,000.00	$2,000.00
				CONVENTIONS	10-517-4305	$1,017.76	$5,000.00	$5,000.00
				DUES	10-517-4400	$2,750.00	$3,500.00	$3,500.00
				BONDS (NOTARY)	10-517-4420		$0.00	$0.00
				LEGAL NOTICES	10-517-4550		$0.00	$0.00
				RENTAL/LEASE	10-517-4570		$0.00	$0.00
				BANK CHARGES	10-517-4575		$0.00	$0.00
				TELEPHONE/INTERNET	10-517-4600		$0.00	$0.00
				MAINTENANCE/REPAIRS	10-517-4700		$0.00	$0.00
				MISCELLANEOUS EXPENSES	10-517-4750	$1,365.56	$10,000.00	$10,000.00
				IT EXPENSE	10-517-4825		$0.00	$0.00
				Total Operations and Maintenance		$6,213.66	$25,500.00	$25,500.00
				Supplies				
				BOOKS/PUBLICATIONS/FILMS	10-517-5100		$0.00	$0.00
				POSTAGE	10-517-5200		$0.00	$0.00
				SUPPLIES	10-517-5300	$1,035.47	$2,000.00	$2,000.00

				Total Supplies		$1,035.47	$2,000.00	$2,000.00
				Services				
				PREFESSIONAL SERVICES	10-517-6100	$35,982.00	$45,988.00	$45,988.00
				LEGAL SERVICES	10-517-6120	$21,796.07		$0.00
				PRINTING AND BINDING SERVIC	10-517-6400		$0.00	$0.00
				MISCELLANEOUS SERVICES	10-517-6500		$5,000.00	$5,000.00
				MAINTENANCE AGREEMENTS	10-517-6540		$0.00	$0.00
				Total Services		$57,778.07	$50,988.00	$50,988.00
				Fixed Assets				
				OFFICE EQUIPMENT/SOFTWARE	10-517-9730	$869.98	$2,000.00	$2,000.00
				Total Fixed Assets		$869.98	$2,000.00	$2,000.00
			Total Economic Development			$119,651.31	$266,620.00	$278,424.54
			City Council Members					
				Personnel Services				
				CELL PHONE STIPEND	10-550-1148		$0.00	$0.00
				Total Personnel Services			$0.00	$0.00
				Operations and Maintenance				
				TRAVEL	10-550-4200	$6,343.91	$9,000.00	$3,000.00
				EDUCATION	10-550-4300	$5,925.00	$7,000.00	$3,000.00
				DUES	10-550-4400		$0.00	$0.00
				COMMITTEE EXPENSES	10-550-4410	$344.90	$4,000.00	$4,000.00
				MISCELLANEOUS EXPENSES	10-550-4750	$7,808.48	$6,000.00	$6,000.00
				INFORMATION TECHNOLOGY	10-550-4825		$0.00	$0.00
				Total Operations and Maintenance		$20,422.29	$26,000.00	$16,000.00
				Services				
				PROFESSIONAL EXPENSSES	10-550-6100		$1,000.00	$5,000.00
				LEGAL SERVICES	10-550-6120	$977.00		$0.00
				MISCELLANEOUS SERVICES	10-550-6500		$0.00	$0.00
				MAINTENANCE AGREEMENTS	10-550-6540		$0.00	$0.00

				Total Services		$977.00	$1,000.00	$5,000.00
				Supplies				
				SUPPLIES	10-550-5300		$3,500.00	$3,500.00
				Total Supplies			$3,500.00	$3,500.00
			Total City Council Members			$21,399.29	$30,500.00	$24,500.00
		Total General Government				$2,391,238.09	$2,633,991.98	$5,916,864.52
		Library						
			Personnel Services					
				ACCRUED SALARY (AUDITOR ADJ	10-545-1000		$0.00	$0.00
				STATE UNEMPLOYMENT TAX	10-545-1010	$77.89	$713.00	$784.80
				SOCIAL SECURITY / MEDICARE	10-545-1020	$9,463.71	$9,520.00	$9,661.05
				TMRS	10-545-1030	$7,939.79	$7,338.00	$8,725.52
				HEALTH, DENTAL & LIFE INS.	10-545-1050	$14,834.76	$16,945.00	$17,640.72
				HEALTH REIMBURSEMENT ACCOUN	10-545-1060	$1,322.40	$1,308.00	$1,308.00
				WORKERS COMPENSATION	10-545-1070	$453.96	$499.00	$548.90
				LIBRARY DIRECTOR	10-545-1120	$62,070.49	$62,493.00	$65,017.70
				ASSISTANT LIBRARIANS	10-545-1130	$60,488.25	$60,208.00	$58,787.98
				SUBSTITUTE/WEEKEND LIBRARIA	10-545-1135		$0.00	$0.00
				LONGEVITY PAY	10-545-1145	$795.85	$934.00	$1,072.67
				REWARDS PROGRAM	10-545-1146	$809.82	$810.00	$809.82
				CELL PHONE STIPEND	10-545-1148		$0.00	$600.00
				OVERTIME	10-545-1274		$0.00	$0.00
				MERIT INCREASE	10-545-1300		$3,132.00	$4,308.81
				COLA PAY INCREASE	10-545-1405		$2,562.00	$1,436.27
				PAY PLAN INCREASES	10-545-1500		$0.00	$0.00
			Total Personnel Services			$158,256.92	$166,462.00	$170,702.24
			Operations and Maintenance					
				LIABILITY & PROPERTY INS	10-545-4000	$1,216.43	$1,338.00	$1,471.80
				TRAVEL	10-545-4200	$122.65	$2,707.00	$3,218.00
				LONE STAR GRANT 2007	10-545-4229		$0.00	$0.00

				EDUCATION	10-545-4300	$43.11	$665.00	$665.00
				LIBRARY GRANT (TOCKER)	10-545-4331		$0.00	$0.00
				TX BOOK FESTIVAL GRANT EXPE	10-545-4332		$0.00	$0.00
				TEXSHARE DATABASE FEES	10-545-4333		$130.00	$130.00
				DUES	10-545-4400	$906.75	$1,030.00	$1,218.00
				BONDS	10-545-4420	$112.00	$200.00	$200.00
				RENTAL LEASE	10-545-4570		$0.00	$0.00
				TELEPHONE/INTERNET	10-545-4600		$0.00	$0.00
				WATER SERVICE	10-545-4670	$528.94	$600.00	$600.00
				DROUGHT EMERGENCY FEE	10-545-4672		$0.00	$0.00
				SEWER SERVICE	10-545-4675	$450.70	$450.00	$450.00
				MAINTENANCE AND REPAIRS	10-545-4700	$225.00	$8,900.00	$8,000.00
				MISCELLANEOUS EXPENSES	10-545-4750	$2,940.60	$12,000.00	$14,500.00
				IT EXPENSE	10-545-4825		$0.00	$1,000.00
			Total Operations and Maintenance			$6,546.18	$28,020.00	$31,452.80
			Supplies					
				BOOKS/PUBLICATIONS/FILMS	10-545-5100	$2,196.15	$6,000.00	$19,000.00
				POSTAGE	10-545-5200	$266.13	$500.00	$400.00
				SUPPLIES	10-545-5300	$6,170.69	$8,000.00	$8,000.00
			Total Supplies			$8,632.97	$14,500.00	$27,400.00
			Services					
				PROFESSIONAL SERVICES	10-545-6100	$2,047.20	$5,000.00	$5,100.00
				MISCELLANEOUS SERVICES	10-545-6500	$1,894.40	$1,500.00	$2,000.00
				MAINTENANCE AGREEMENTS	10-545-6540	$1,780.31	$740.00	$1,640.00
			Total Services			$5,721.91	$7,240.00	$8,740.00
			Fixed Assets					
				OFFICE EQUIPMENT/SOFTWARE	10-545-9730		$2,000.00	$0.00
				CAPITOL OUTLAY DONATED LIBR	10-545-9800		$0.00	$0.00
			Total Fixed Assets			$0.00	$2,000.00	$0.00
		Total Library				$179,157.98	$218,222.00	$238,295.04

		Aviation Department						
			Operations and Maintenance					
				LIABILITY/PROPERTY INSURANC	10-540-4000		$0.00	$0.00
				TRAVEL	10-540-4200		$0.00	$0.00
				CONVENTIONS	10-540-4305		$0.00	$0.00
				BANK CHARGES	10-540-4575		$0.00	$0.00
				TELEPHONE	10-540-4600		$0.00	$0.00
				ELECTRICITY	10-540-4650		$0.00	$0.00
				WATER SERVICE	10-540-4670		$0.00	$0.00
				MAINTENANCE & REPAIRS	10-540-4700		$0.00	$0.00
				IMPROVEMENT GRANT	10-540-4710		$0.00	$0.00
				TXDOT MATCHING FUND PROJECT	10-540-4715		$0.00	$0.00
				F-4 PROJECT	10-540-4725		$0.00	$0.00
				MISCELLANEOUS EXPENSES	10-540-4750		$0.00	$0.00
			Total Operations and Maintenance			$0.00	$0.00	$0.00
			Supplies					
				SUPPLIES	10-540-5300		$0.00	$0.00
				FUEL & LUBRICANTS	10-540-5400		$0.00	$0.00
			Total Supplies			$0.00	$0.00	$0.00
			Services					
				PROFESSIONAL SERVICES	10-540-6100		$0.00	$0.00
				MISCELLANEOUS SERVICES	10-540-6500		$0.00	$0.00
			Total Services			$0.00	$0.00	$0.00
			Fixed Assets					
				FIXED ASSETS	10-540-9700		$0.00	$0.00
				PROPERTY ACQUISITION	10-540-9801		$0.00	$0.00
				AIRPORT IMPROVEMENTS	10-540-9809		$0.00	$0.00
				TXDOT CIP AWOS-O5AWLAGOV	10-540-9830		$0.00	$0.00
			Total Fixed Assets			$0.00	$0.00	$0.00
			Personnel Services					
				ACCRUED SALARY (AUDITOR ADJ	10-540-1000		$0.00	$0.00

				STATE UNEMPLOYMENT TAX	10-540-1010		$0.00	$0.00
				SOCIAL SECURITY / MEDICARE	10-540-1020		$0.00	$0.00
				WORKERS COMPENSATION	10-540-1070		$0.00	$0.00
				LONGEVITY PAY	10-540-1145		$0.00	$0.00
				AIRPORT SUPERINTENDENT	10-540-1260		$0.00	$0.00
				COLA PAY INCREASE	10-540-1405		$0.00	$0.00
				PAY PLAN INCREASES	10-540-1500		$0.00	$0.00
			Total Personnel Services			$0.00	$0.00	$0.00
		Total Aviation Department				$0.00		$0.00
		Public Safety						
			Police Department					
				Personnel Services				
				ACCRUED SALARY (AUDITOR ADJ	10-520-1000		$0.00	$0.00
				STATE UNEMPLOYMENT TAX	10-520-1010	$301.86	$3,564.00	$3,924.00
				SOCIAL SECURITY / MEDICARE	10-520-1020	$86,801.03	$93,985.00	$98,332.34
				TMRS	10-520-1030	$93,002.30	$102,708.00	$107,458.61
				HEALTH, DENTAL & LIFE INS.	10-520-1050	$165,709.91	$195,710.00	$237,112.32
				HEALTH REIMBURSEMENT ACCOUN	10-520-1060	$12,287.30	$13,080.00	$13,080.00
				WORKERS COMPENSATION	10-520-1070	$26,534.65	$30,724.00	$33,796.40
				LONGEVITY PAY	10-520-1145	$6,159.15	$6,332.00	$6,920.41
				REWARDS PROGRAM	10-520-1146	$7,288.38	$8,098.00	$8,098.20
				BOOTS/UNIFORM ALLOWANCE	10-520-1147		$0.00	$0.00
				CELL PHONE STIPEND	10-520-1148		$0.00	$0.00
				POLICE CHIEF	10-520-1200	$110,929.05	$111,685.00	$116,196.43
				POLICE CAPTAIN	10-520-1205	$90,673.25	$91,291.00	$94,979.04
				POLICE LIEUTENANT	10-520-1210	$77,300.20	$77,536.00	$80,668.64
				DETECTIVE/SARGEANT	10-520-1220	$64,645.11	$115,707.00	$130,216.32
				POLICE SARGEANT PATROL	10-520-1221	$178,870.19	$190,672.00	$195,519.82
				POLICE OFFICERS	10-520-1230	$551,362.01	$558,284.00	$562,192.03
				Police Officer	10-520-1230A			$66,950.40
				CODE ENFORCEMENT OFFICER	10-520-1240		$0.00	$0.00
				POLICE SECRETARY	10-520-1250	$52,602.42	$52,960.00	$55,099.20
				ANIMAL CONTROL/POLICE OFFIC	10-520-1260		$0.00	$0.00

				OVERTIME	10-520-1274	$17,569.84	$16,000.00	$16,000.00
				MERIT INCREASE	10-520-1300		$30,579.00	$42,977.23
				COLA PAY INCREASE	10-520-1405		$25,019.00	$14,325.74
				PAY PLAN INCREASES	10-520-1500		$0.00	$0.00
				STANDBY TIME (SCHOOL)	10-520-1591		$0.00	$0.00
				Total Personnel Services		$1,542,036.65	$1,723,934.00	$1,883,847.13
				Operations and Maintenance				
				LIABILITY & PROPERTY INS	10-520-4000	$23,088.65	$25,398.00	$27,937.80
				UNIFORMS	10-520-4100	$20,871.87	$26,605.00	$29,705.00
				BALLISTIC VEST PROGRAM	10-520-4110	$7,035.78	$10,000.00	$10,000.00
				TRAVEL	10-520-4200	$2,889.17	$3,000.00	$3,000.00
				CAPCOG GRANT GENERATOR	10-520-4221		$0.00	$0.00
				EDUCATION EXPENSE	10-520-4300	$3,998.74	$6,500.00	$6,850.00
				LEOSE EXPENSE	10-520-4320	-$35.00	$5,000.00	$5,000.00
				CAPCO EXPENSE	10-520-4330	$6,540.00	$6,540.00	$6,540.00
				CROSSING GUARD EXPENSE	10-520-4340		$7,000.00	$7,000.00
				DUES	10-520-4400	$603.33	$700.00	$700.00
				BONDS	10-520-4420		$206.00	$224.00
				LEGAL NOTICES	10-520-4550		$125.00	$125.00
				RENTAL/LEASE	10-520-4570		$0.00	$0.00
				TELEPHONE	10-520-4600	$23,004.66	$19,248.00	$20,688.00
				ELECTRIC	10-520-4650	$12,983.92	$14,000.00	$14,500.00
				WATER SERVICE	10-520-4670	$2,704.53	$2,500.00	$2,500.00
				DROUGHT EMERGENCY FEE	10-520-4672		$0.00	$0.00
				SEWER SERVICE	10-520-4675	$2,047.08	$2,822.00	$2,822.00
				MAINTENANCE & REPAIRS	10-520-4700	$742.00	$7,420.00	$4,420.00
				EQUIP/VEHICLE MAINT/REPAIRS	10-520-4725	$17,545.49	$21,308.00	$21,254.00
				ANIMAL CONTROL	10-520-4740	$538.35	$2,650.00	$1,650.00
				POLICE K-9	10-520-4745		$0.00	$0.00
				MISCELLANEOUS EXPENSE	10-520-4750	$17,074.71	$41,205.00	$57,533.00
				IT EXPENSE	10-520-4825	$13,174.10	$2,400.00	$3,087.00
				Total Operations and Maintenance		$154,807.38	$204,627.00	$225,535.80
				Supplies				

				BOOKS,PUBLICATIONS & FILM	10-520-5100	$2,063.88	$1,536.00	$500.00
				POSTAGE	10-520-5200	$561.83	$1,000.00	$1,000.00
				SUPPLIES	10-520-5300	$6,982.50	$15,205.00	$15,205.00
				QUALIFYING AMMUNITION	10-520-5301	$7,474.30	$9,500.00	$10,000.00
				HOMELAND SECURITY GRANT SUP	10-520-5305		$0.00	$0.00
				FUEL & LUBRICANTS	10-520-5400	$33,219.58	$30,543.00	$30,543.00
				Total Supplies		$50,302.09	$57,784.00	$57,248.00
				Services				
				PROFESSIONAL SERVICES	10-520-6100	$3,200.50	$5,000.00	$4,120.00
				LEGAL SERVICES	10-520-6120	$15,057.00		$7,000.00
				PD 911 SERVICE	10-520-6150	$600.00	$1,100.00	$1,100.00
				CONTRACTUAL SERVICES	10-520-6500	$22,483.16	$25,732.00	$26,424.00
				MAINTENANCE AGREEMENTS	10-520-6540	$569.95	$600.00	$720.00
				17 FORD SUV-INTEREST	10-520-6865		$0.00	$0.00
				Total Services		$41,910.61	$32,432.00	$39,364.00
				Fixed Assets				
				FIXED ASSETS	10-520-9000		$0.00	$0.00
				OFFICE EQUIPMENT/SOFTWARE	10-520-9730		$0.00	$0.00
				EMERGENCY & VEHICLE EQUIP	10-520-9740		$0.00	$0.00
				POLICE CAR	10-520-9745		$0.00	$0.00
				COMMUNICATIONS EQUIP	10-520-9750		$0.00	$0.00
				VEHICLES	10-520-9760		$0.00	$206,376.55
				2007 CROWN VIC #4028 PRINCI	10-520-9824		$0.00	$0.00
				2007 CROWN VIC #4028 INTER	10-520-9825		$0.00	$0.00
				2007 CROWN VIC #7163 PRINCI	10-520-9826		$0.00	$0.00
				2007 CROWN VIC #7163 INTERE	10-520-9827		$0.00	$0.00
				2007 CROWN VIC #4001 PRINCI	10-520-9828		$0.00	$0.00
				2007 CROWN VIC #4001 INTERE	10-520-9829		$0.00	$0.00
				2007 CROWN VIC #7162 PRINCI	10-520-9830		$0.00	$0.00
				2007 CROWN VIC #7162 INTERE	10-520-9831		$0.00	$0.00
				2007 FORD F-150 PICKUP PRIN	10-520-9832		$0.00	$0.00
				2007 FORD F-150 PICKUP INTE	10-520-9833		$0.00	$0.00
				2008 #5 CROWN VIC (CHIEF) P	10-520-9834		$0.00	$0.00

				2008 #5 CROWN VIC (CHIEF) I	10-520-9835		$0.00	$0.00
				08 CROWN VIC REPLACE #7163	10-520-9836		$0.00	$0.00
				08 CROWN VIC REPLACE #7163	10-520-9837		$0.00	$0.00
				09 CROWN VIC REPLACE #65 PR	10-520-9838		$0.00	$0.00
				09 CROWN VIC REPLACE #65 IN	10-520-9839		$0.00	$0.00
				09 CROWN VIC REPLACE #64 PR	10-520-9840		$0.00	$0.00
				09 CROWN VIC REPLACE #64 IN	10-520-9841		$0.00	$0.00
				09 CROWN VIC REPLACE #62 PR	10-520-9842		$0.00	$0.00
				09 CROWN VIC REPLACE #62 IN	10-520-9843		$0.00	$0.00
				11 CROWN VICTORIA - PRINCIP	10-520-9844		$0.00	$0.00
				11 CROWN VICTORIA - INTERES	10-520-9845		$0.00	$0.00
				11 CROWN VICTORIA - PRINCIP	10-520-9846		$0.00	$0.00
				11 CROWN VICTORIA - INTERES	10-520-9847		$0.00	$0.00
				11 CROWN VICTORIA - PRINCIP	10-520-9848		$0.00	$0.00
				11 CROWN VICTORIA - INTERES	10-520-9849		$0.00	$0.00
				11 CROWN VICTORIA - PRINCIP	10-520-9850		$0.00	$0.00
				10 CROWN VICTORIA - INTERES	10-520-9851		$0.00	$0.00
				2014 FORD SUV - PRINCIPAL	10-520-9852		$0.00	$0.00
				2014 FORD SUV - INTEREST	10-520-9853		$0.00	$0.00
				15 FORD SUV-PRINCIPAL	10-520-9854		$0.00	$0.00
				15 FORD SUV-INTEREST	10-520-9855		$0.00	$0.00
				15 FORD SUV-PRINCIPAL	10-520-9856		$0.00	$0.00
				15 FORD SUV-INTEREST	10-520-9857		$0.00	$0.00
				15 FORD SUV-PRINCIPAL	10-520-9858		$0.00	$0.00
				15 FORD SUV-INTEREST	10-520-9859		$0.00	$0.00
				17 FORD SUV-PRINCIPAL	10-520-9860		$0.00	$0.00
				17 FORD SUV-INTEREST	10-520-9861		$0.00	$0.00
				17 FORD SUV-INTEREST	10-520-9862		$0.00	$0.00
				17 FORD SUV-INTEREST	10-520-9863		$0.00	$0.00
				17 FORD SUV-PRINCIPAL	10-520-9864		$0.00	$0.00
				17 FORD SUV-INTEREST	10-520-9865		$0.00	$0.00
				2017 FORD SUV-PRINCIPAL	10-520-9866		$0.00	$0.00
				2017 FORD SUV-INTEREST	10-520-9867		$0.00	$0.00
				2018 DODGE CHARGER-PRINCIPA	10-520-9868		$0.00	$0.00
				2018 DODGE CHARGER-INTEREST	10-520-9869		$0.00	$0.00

				2018 DODGE CHARGER-PRINCIPA	10-520-9870		$0.00	$0.00
				2018 DODGE CHARGER-INTEREST	10-520-9871		$0.00	$0.00
				Total Fixed Assets			$0.00	$206,376.55
			Total Police Department			$1,789,056.73	$2,018,777.00	$2,412,371.48
			Dispatching					
				Personnel Services				
				ACCRUED SALARY (AUDITOR ADJ	10-525-1000		$0.00	$0.00
				STATE UNEMPLOYMENT TAX	10-525-1010	$221.06	$1,426.00	$1,569.60
				SOCIAL SECURITY / MEDICARE	10-525-1020	$16,494.17	$20,836.00	$22,070.46
				TMRS	10-525-1030	$17,244.05	$22,770.00	$24,118.83
				HEALTH, DENTAL & LIFE INS.	10-525-1050	$50,188.60	$67,327.00	$84,478.68
				HEALTH REIMBURSEMENT ACCOUN	10-525-1060	$3,702.50	$4,578.00	$4,578.00
				WORKERS COMPENSATION	10-525-1070	$640.28	$805.00	$885.50
				LONGEVITY PAY	10-525-1145	$484.43	$727.00	$622.82
				REWARDS PROGRAM	10-525-1146	$1,619.64	$2,834.00	$2,834.37
				BOOTS/UNIFORM ALLOWANCE	10-525-1147		$0.00	$0.00
				CELL PHONE STIPEND	10-525-1148		$0.00	$0.00
				DISPATCH SUPERVISOR	10-525-1260	$43,820.27	$43,611.00	$42,411.20
				DISPATCHERS	10-525-1261	$164,742.65	$220,198.00	$228,634.33
				OVERTIME	10-525-1274	$8,718.15	$10,000.00	$10,000.00
				MERIT INCREASE	10-525-1300		$6,733.00	$9,433.20
				COLA PAY INCREASE	10-525-1405		$5,509.00	$3,144.40
				PAY PLAN INCREASES	10-525-1500		$0.00	$0.00
				Total Personnel Services		$307,875.80	$407,354.00	$434,781.39
				Operations and Maintenance				
				UNIFORMS	10-525-4110	$2,962.78	$3,500.00	$4,200.00
				TRAVEL	10-525-4200	$1,819.94	$2,000.00	$2,500.00
				EDUCATION	10-525-4300	$215.00	$2,000.00	$2,500.00
				NOTARY BONDS	10-525-4420	$308.25	$309.00	$448.00
				REPAIRS & MAINTENANCE	10-525-4700		$900.00	$1,000.00
				IT EXPENSE	10-525-4825		$0.00	$0.00
				Total Operations and Maintenance		$5,305.97	$8,709.00	$10,648.00

				Supplies				
				SUPPLIES	10-525-5300	$2,426.31	$2,150.00	$4,470.00
				Total Supplies		$2,426.31	$2,150.00	$4,470.00
				Services				
				911 SERVICE	10-525-6150	$20,050.00	$22,987.00	$22,987.00
				MISCELLANEOUS SERVICES	10-525-6500	$562.00	$1,350.00	$855.00
				MAINTENANCE AGREEMENTS	10-525-6540	$12,404.52	$34,080.00	$29,160.00
				Total Services		$33,016.52	$58,417.00	$53,002.00
				Fixed Assets				
				FIXED ASSETS	10-525-9000		$0.00	$0.00
				OFFICE EQUIPMENT/SOFTWARE	10-525-9730		$5,000.00	$0.00
				COMMUNICATIONS EQUIPMENT	10-525-9750	$2,377.68	$10,959.00	$13,970.00
				Total Fixed Assets		$2,377.68	$15,959.00	$13,970.00
			Total Dispatching			$351,002.28	$492,589.00	$516,871.39
		Total Public Safety				$2,140,059.01	$2,511,366.00	$2,929,242.87
		Public Works						
			Public Works-Streets					
				Personnel Services				
				ACCRUED SALARY (AUDITOR ADJ	10-530-1000		$0.00	$0.00
				STATE UNEMPLOYMENT TAX	10-530-1010	$90.00	$1,960.00	$2,158.20
				SOCIAL SECURITY / MEDICARE	10-530-1020	$30,370.40	$33,864.00	$35,461.08
				TMRS	10-530-1030	$32,253.91	$37,007.00	$38,752.24
				HEALTH, DENTAL & LIFE INS.	10-530-1050	$83,295.73	$104,378.00	$129,032.64
				HEALTH REIMBURSEMENT ACCOUN	10-530-1060	$6,281.40	$7,194.00	$7,194.00
				WORKERS COMPENSATION	10-530-1070	$23,771.66	$31,379.00	$34,516.90
				LONGEVITY PAY	10-530-1145	$3,425.58	$3,737.00	$3,944.64
				REWARDS PROGRAM	10-530-1146	$3,644.19	$4,454.00	$4,454.01
				WORK BOOT ALLOWANCE	10-530-1147	$1,799.50	$1,979.00	$1,979.45
				CELL PHONE STIPEND	10-530-1148		$0.00	$1,200.00

				OVERTIME	10-530-1274	$20,172.40	$15,000.00	$15,000.00
				STREET SUPERINTENDENT	10-530-1310	$68,145.42	$68,452.00	$70,450.69
				CREW LEADER	10-530-1320	$43,669.81	$88,468.00	$91,465.92
				MAINTENANCE PERSONNEL	10-530-1330	$257,657.11	$256,680.00	$271,148.80
				Street Laborer	10-530-1330A			$50,361.56
				SEASONAL STREET LABORER	10-530-1331		$0.00	$0.00
				SEASONAL STREET LABORER	10-530-1332		$0.00	$0.00
				COLA PAY INCREASE	10-530-1405		$8,637.00	$5,023.99
				PAY PLAN INCREASES	10-530-1500		$0.00	$0.00
				STANDBY TIME	10-530-1591	$1,500.00	$3,900.00	$3,900.00
				MERIT INCREASE	10-530-1600		$10,556.00	$15,071.98
				Total Personnel Services		$576,077.11	$677,645.00	$781,116.10
				Operations and Maintenance				
				LIABILITY & PROPERTY INS	10-530-4000	$9,759.66	$10,736.00	$11,809.60
				BAD DEBT WRITE-OFFS TRASH/T	10-530-4100		$0.00	$0.00
				UNIFORMS	10-530-4110	$7,463.58	$10,000.00	$11,000.00
				TRAVEL	10-530-4200	$305.34	$275.00	$310.00
				EDUCATION EXPENSE	10-530-4300	$350.00	$1,900.00	$1,900.00
				DUES	10-530-4400	$275.33	$300.00	$300.00
				CONTRACT INSPECTIONS	10-530-4525		$0.00	$0.00
				LEGAL NOTICES	10-530-4550		$0.00	$0.00
				RENTAL/LEASE EXPENSE	10-530-4570	$330.00	$1,000.00	$1,000.00
				TELEPHONE	10-530-4600	$2,212.74	$2,400.00	$2,400.00
				ELECTRIC	10-530-4650	$84,749.17	$90,000.00	$90,000.00
				MAINTENANCE & REPAIRS	10-530-4700	$2,166.78	$5,600.00	$5,600.00
				MAINTENANCE CITY OWNED LIGH	10-530-4710		$0.00	$0.00
				MAINTENANCE/REPAIRS UNANTIC	10-530-4715	$5,019.43	$6,500.00	$6,500.00
				EQUIP/VEHICLE MAINT/REPAIRS	10-530-4725	$19,502.02	$23,000.00	$23,000.00
				OAK WILT SUPPRESSION	10-530-4730		$0.00	$0.00
				VEHICLE SAFETY EQUIPMENT	10-530-4735	$170.95	$2,500.00	$2,500.00
				MISCELLANEOUS EXPENSES	10-530-4750	$708.50	$500.00	$1,000.00
				IT EXPENSE	10-530-4825		$0.00	$0.00
				Total Operations and Maintenance		$133,013.50	$154,711.00	$157,319.60

				Supplies				
				BOOKS/PUBLICATIONS/FILMS	10-530-5100		$200.00	$200.00
				SUPPLIES	10-530-5300	$11,865.23	$13,000.00	$13,000.00
				SUPPLIES-SMALL TOOLS	10-530-5305	$3,834.35	$4,000.00	$4,000.00
				FUEL & LUBRICANTS	10-530-5400	$16,919.52	$20,000.00	$20,000.00
				STREET MATERIALS	10-530-5410	$67,449.19	$220,000.00	$220,000.00
				STREET SIGNS	10-530-5420	$9,218.61	$87,000.00	$87,000.00
				CHEMICALS	10-530-5430	$1,249.50	$2,500.00	$2,500.00
				Total Supplies		$110,536.40	$346,700.00	$346,700.00
				Services				
				PROFESSIONAL SERVICES	10-530-6100	$208.00	$1,000.00	$1,000.00
				ENGINEERING/PLANNING SERVIC	10-530-6130		$0.00	$0.00
				CONTRACT SERVICES	10-530-6135	$14,086.71	$19,000.00	$22,000.00
				MISCELLANEOUS SERVICES	10-530-6500	$36.58	$1,100.00	$0.00
				MAINTENANCE AGREEMENTS	10-530-6540		$0.00	$0.00
				DISPOSAL SERVICE	10-530-6600		$0.00	$0.00
				STREET LIGHT INSTALLATION	10-530-6700		$0.00	$0.00
				STREET LIGHT MAINTENANCE	10-530-6720		$2,000.00	$2,000.00
				STREET OVERLAYS	10-530-6750		$0.00	$0.00
				CAPITOL METRO FUNDS	10-530-6751	$41,592.20	$42,000.00	$42,000.00
				TRANSFER FROM RESERVES/PAVI	10-530-6752		$0.00	$0.00
				HOLLOWS RESTORATION	10-530-6753		$0.00	$0.00
				Total Services		$55,923.49	$65,100.00	$67,000.00
				Fixed Assets				
				MACHINERY & EQUIPMENT	10-530-9720	$96,660.00	$202,516.00	$0.00
				Case 580 SN Backhoe, replace old 12k hr	10-530-9721			$112,789.00
				F-750 Haul Truck	10-530-9722			$72,000.00
				4-ton Falcon asphalt hot box/recycler	10-530-9723			$56,057.50
				VEHICLES	10-530-9760		$0.00	$0.00
				4x4 Crew Cab F-250	10-530-9761			$34,500.00
				CONDEMNED BUILDINGS	10-530-9805		$0.00	$0.00
				SET ASIDE-LOHMAN MAINT.	10-530-9807		$0.00	$0.00
				2007 CHEV 2500 4WD PRINCIPA	10-530-9818		$0.00	$0.00

				2007 CHEV 2500 4WD INTEREST	10-530-9819		$0.00	$0.00
				2010 ONE TON TRUCK - PRINCI	10-530-9832		$0.00	$0.00
				2010 ONE TON TRUCK - INTERE	10-530-9833		$0.00	$0.00
				AUGER	10-530-9834		$0.00	$0.00
				PRO TURN 260 MOWER-PRINCIPA	10-530-9835		$0.00	$0.00
				PRO TURN 260 MOWER-INTEREST	10-530-9836		$0.00	$0.00
				2012 CHEV 3500 DUMP TRUCK-P	10-530-9837		$0.00	$0.00
				2012 CHEV 3500 DUMP TRUCK-I	10-530-9838		$0.00	$0.00
				2006 CHEV BUCKET TRUCK-PRIN	10-530-9839		$0.00	$0.00
				2006 CHEV BUCKET TRUCK-INTE	10-530-9840		$0.00	$0.00
				310SK BACKHOE LOADER - PRIN	10-530-9841		$0.00	$0.00
				310SK BACKHOE LOADER - INTE	10-530-9842		$0.00	$0.00
				2013 CHEVY CREW CAB - PRINC	10-530-9843		$0.00	$0.00
				2013 CHEVY CREW CAB - INTER	10-530-9844		$0.00	$0.00
				FARM MOWER-PRINCIPAL	10-530-9845		$0.00	$0.00
				FARM MOWER-INTEREST	10-530-9846		$0.00	$0.00
				2016 FORD F-150 - PRINCIPAL	10-530-9847		$0.00	$0.00
				2016 FORD F-150 - INTEREST	10-530-9848		$0.00	$0.00
				SCHOOL ZONE TRAFFIC-PRINCIP	10-530-9849		$0.00	$0.00
				SCHOOL ZONE TRAFFIC-INTERES	10-530-9850		$0.00	$0.00
				ASPHALT RECYCLER-PRINCIPAL	10-530-9851		$0.00	$0.00
				ASPHALT RECYCLER-INTEREST	10-530-9852		$0.00	$0.00
				CASE STREET ROLLER-PRINCIPA	10-530-9853		$0.00	$0.00
				CASE STREET ROLLER-INTEREST	10-530-9854		$0.00	$0.00
				MESSAGE BOARD-PRINCIPAL	10-530-9855		$0.00	$0.00
				MESSAGE BOARD-INTEREST	10-530-9856		$0.00	$0.00
				MESSAGE BOARD-PRINCIPAL	10-530-9857		$0.00	$0.00
				MESSAGE BOARD-INTEREST	10-530-9858		$0.00	$0.00
				F250 4X4-PRINCIPAL	10-530-9859		$0.00	$0.00
				F250 4X4-INTEREST	10-530-9860		$0.00	$0.00
				Total Fixed Assets		$96,660.00	$202,516.00	$275,346.50
			Total Public Works-Streets			$972,210.50	$1,446,672.00	$1,627,482.20
			Solid Waste					

				Fixed Assets				
				CHIPPING MACHINE - PRINCIPA	10-531-9301		$0.00	$0.00
				CHIPPING MACHINE - INTEREST	10-531-9302		$0.00	$0.00
				IMPROVEMENTS	10-531-9315		$0.00	$0.00
				CAPITAL OUTLAY	10-531-9320		$0.00	$0.00
				Total Fixed Assets			$0.00	$0.00
				Operations and Maintenance				
				LIABILITY & PROPERTY INS	10-531-4000	$129.82	$143.00	$157.30
				BAD DEBT WRITE OFF-TRASH/TA	10-531-4100	-$18.50	$0.00	$0.00
				TRAVEL	10-531-4200	$687.28	$1,000.00	$1,000.00
				ELECTRICITY	10-531-4650	$494.25	$550.00	$550.00
				WATER SERVICE	10-531-4670	$459.99	$500.00	$500.00
				DROUGHT EMERGENCY FEE	10-531-4672		$0.00	$0.00
				MAINTENANCE & REPAIRS	10-531-4700	$3,000.00	$3,000.00	$3,000.00
				Total Operations and Maintenance		$4,752.84	$5,193.00	$5,207.30
				Supplies				
				SUPPLIES	10-531-5300	$3,674.63	$3,300.00	$3,300.00
				FUEL / LUBRICANTS	10-531-5400		$1,000.00	$1,000.00
				Total Supplies		$3,674.63	$4,300.00	$4,300.00
				Services				
				DISPOSAL SERVICE	10-531-6600	$769,393.42	$740,000.00	$780,000.00
				Total Services		$769,393.42	$740,000.00	$780,000.00
			Total Solid Waste			$777,820.89	$749,493.00	$789,507.30
			Building Maintenance					
				Operations and Maintenance				
				LIABILITY & PROPERTY INS	10-532-4000		$0.00	$0.00
				ELECTRICITY	10-532-4650	$10,587.18	$14,000.00	$14,000.00
				WATER SERVICE-CITY HALL	10-532-4670	$912.85	$1,400.00	$1,400.00
				DROUGHT EMERGENCY FEE	10-532-4672		$0.00	$0.00
				SEWER SERVICE-CITY HALL	10-532-4675	$512.21	$700.00	$700.00

				MAINTENANCE & REPAIRS	10-532-4700	$1,538.92	$6,000.00	$6,000.00
				UNANTICIPATED MAINT/REPAIRS	10-532-4715	$5,546.89	$5,500.00	$5,500.00
				18001 MARSHALL'S POINT HOUS	10-532-4725		$50,000.00	$0.00
				MISCELLANEOUS EXPENSES	10-532-4750		$500.00	$500.00
				Total Operations and Maintenance		$19,098.05	$78,100.00	$28,100.00
				Supplies				
				SUPPLIES	10-532-5300	$3,883.46	$3,500.00	$3,500.00
				Total Supplies		$3,883.46	$3,500.00	$3,500.00
				Services				
				CONTRACT SERVICES	10-532-6135	$9,570.00	$9,500.00	$9,500.00
				CONTRACTUAL SERVICES	10-532-6500	$10,319.92	$15,000.00	$15,000.00
				CITY HALL REMODELING EXPENS	10-532-6600	$549.24	$5,000.00	$5,000.00
				Total Services		$20,439.16	$29,500.00	$29,500.00
			Total Building Maintenance			$43,420.67	$111,100.00	$61,100.00
		Total Public Works				$1,793,452.06	$2,307,265.00	$2,478,089.50
		Debt Service						
			Expenses					
				CAPITAL LEASE PRINCIPAL	10-585-7001		$0.00	$0.00
				CAPITAL LEASE INTEREST	10-585-7002		$0.00	$0.00
			Total Expenses			$0.00	$0.00	$0.00
		Total Debt Service				$0.00	$0.00	$0.00
		Non Departmental						
			Operations and Maintenance					
				CREDIT CARD FEES	10-511-4575	$131.73	$0.00	$0.00
				MISCELLANEOUS EXPENSE	10-511-4750	$16,201.66	$20,000.00	$20,000.00
				KLVB DONATION EXPENSE	10-511-4800	$5,000.00	$5,000.00	$5,000.00
				VETERANS MEMORIAL EXPENSES	10-511-4850		$1,000.00	$1,000.00
				LAGO FEST EXPENDITURES	10-511-4875	$37,554.52	$36,000.00	$40,000.00

			Total Operations and Maintenance			$58,887.91	$62,000.00	$66,000.00
			Services					
				PROFESSIONAL SERVICES	10-511-6100	$45,982.00	$38,000.00	$38,000.00
			Total Services			$45,982.00	$38,000.00	$38,000.00
		Total Non Departmental				$104,869.91	$100,000.00	$104,000.00
		Parks and Recreation						
			Personnel Services					
				ACCRUED SALARY (AUDITOR ADJ	10-534-1000		$0.00	$0.00
				STATE UNEMPLOYMENT TAX	10-534-1010	$9.00	$178.00	$392.40
				SOCIAL SECURITY/MEDICARE	10-534-1020	$2,742.06	$2,766.00	$8,685.59
				TMRS	10-534-1030	$2,879.17	$3,023.00	$9,491.71
				HEALTH INSURANCE	10-534-1050	$7,384.35	$8,133.00	$37,488.60
				HEALTH REIMBURSEMENT ACCOUN	10-534-1060	$661.20	$654.00	$1,308.00
				WORKERS COMPENSATION	10-534-1070	$884.80	$973.00	$1,070.30
				CAR ALLOWANCE	10-534-1144		$0.00	$4,200.00
				LONGEVITY	10-534-1145	$138.41	$173.00	$276.81
				REWARDS PROGRAM	10-534-1146	$404.91	$405.00	$809.82
				WORK BOOT ALLOWANCE	10-534-1147	$179.95	$180.00	$359.90
				CELL PHONE STIPEND	10-534-1148		$0.00	$600.00
				OVERTIME	10-534-1274	$719.47	$1,000.00	$1,000.00
				COLA PAY INCREASE	10-534-1405		$718.00	$1,233.08
				PAY PLAN INCREASES	10-534-1500		$0.00	$0.00
				PARKS & REC DIRECTOR	10-534-1540		$85,000.00	$70,500.00
				Recreation Coordinator	10-534-1550			$22,625.89
				CREW LEADERS	10-534-1561		$0.00	$0.00
				MAINTENANCE PERSONNEL	10-534-1570	$34,427.56	$34,401.00	$35,790.56
				Parks & Rec Laborer	10-534-1570A			$50,361.56
				INSPECTOR/MANAGER	10-534-1575		$0.00	$0.00
				STANDBY TIME	10-534-1591		$0.00	$0.00
				MERIT INCREASE	10-534-1600		$878.00	$3,699.23
			Total Personnel Services			$50,430.88	$138,482.00	$249,893.45

			Operations and Maintenance					
				LIABILITY & PROPERTY INS	10-534-4000	$787.38	$900.00	$990.00
				UNIFORMS	10-534-4110	$792.27	$1,200.00	$6,000.00
				TRAVEL	10-534-4200	$65.94	$600.00	$600.00
				EDUCATION	10-534-4300	$85.00	$1,000.00	$1,000.00
				DRUG TESTING	10-534-4325		$250.00	$750.00
				DUES	10-534-4400		$240.00	$240.00
				RENTAL/LEASE	10-534-4570		$0.00	$0.00
				TELEPHONE	10-534-4600	$906.44	$850.00	$250.00
				ELECTRIC	10-534-4650	$3,339.93	$2,500.00	$2,500.00
				WATER SERVICE	10-534-4670	$28,409.62	$38,000.00	$38,000.00
				DROUGHT EMERGENCY FEE	10-534-4672		$0.00	$0.00
				SEWER SERVICE	10-534-4675		$0.00	$0.00
				MAINTENANCE/REPAIRS	10-534-4700	$351.61	$1,300.00	$1,300.00
				MAINT/REPAIRS UNANTICIPATED	10-534-4715	$951.21	$3,000.00	$3,000.00
				EQUIP/VEHICLE MAINT/REPAIRS	10-534-4725	$622.28	$1,000.00	$2,000.00
				VEHICLE SAFETY EQUIPMENT	10-534-4730		$250.00	$500.00
				MISCELLANEOUS EXPENSE	10-534-4750	$334.68	$2,000.00	$2,000.00
				WATER TAP & EXTENSION EXPEN	10-534-4757		$0.00	$0.00
				INFORMATION TEHNOLOGY	10-534-4825		$0.00	$0.00
			Total Operations and Maintenance			$36,646.36	$53,090.00	$59,130.00
			Supplies					
				SUPPLIES	10-534-5300	$2,866.94	$5,000.00	$7,500.00
				SMALL TOOLS	10-534-5305	$997.83	$2,000.00	$3,000.00
				FUEL/LUBRICANTS	10-534-5400	$1,728.50	$2,000.00	$4,000.00
				CHEMICALS	10-534-5430	$95.07	$1,000.00	$1,500.00
			Total Supplies			$5,688.34	$10,000.00	$16,000.00
			Fixed Assets					
				MACHINERY & EQUIPMENT	10-534-9720		$92,000.00	$0.00
				OFFICE EQUIPMENT & SOFTWARE	10-534-9730		$0.00	$0.00
				BUILDING IMPROVEMENTS	10-534-9740		$0.00	$0.00
				REEL MOWER-PRINCIPAL	10-534-9742		$0.00	$0.00
				REEL MOWER-INTEREST	10-534-9743		$0.00	$0.00

				STADIUM SPRAYER-PRINCIPAL	10-534-9744		$0.00	$0.00
				STADIUM SPRAYER-INTEREST	10-534-9745		$0.00	$0.00
				RIDING LAWN MOWER-PRINCIPAL	10-534-9746		$0.00	$0.00
				RIDING LAWN MOWER-INTEREST	10-534-9747		$0.00	$0.00
				TILT TRAILER-PRINCIPAL	10-534-9748		$0.00	$0.00
				TILT TRAILER-INTEREST	10-534-9749		$0.00	$0.00
				2015 VAN-PRINCIPAL	10-534-9750		$0.00	$0.00
				2015 VAN-INTEREST	10-534-9751		$0.00	$0.00
				Fixed assets	MowerTruck Hitch for new park			$50,000.00
			Total Fixed Assets			$0.00	$92,000.00	$50,000.00
			Services					
				PROFESSIONAL SERVICES	10-534-6100		$2,000.00	$2,000.00
				CONTRACTUAL SERVICES	10-534-6135		$0.00	$0.00
				MISCELLANEOUS SERVICES	10-534-6500		$100.00	$100.00
				MAINTENANCE AGREEMENTS	10-534-6540		$0.00	$0.00
			Total Services			$0.00	$2,100.00	$2,100.00
		Total Parks and Recreation				$92,765.58	$295,672.00	$377,123.45
		Aquatics						
			Operations and Maintenance					
				LIABILITY & PROPERTY INSURA	10-535-4000	$824.94	$907.00	$997.62
				UNIFORMS	10-535-4110	$19.35	$0.00	$0.00
				EDUCATION	10-535-4300	$325.00	$1,000.00	$1,000.00
				RED CROSS SWIM CLASS FEES	10-535-4310		$0.00	$0.00
				DRUG TESTING	10-535-4325		$0.00	$0.00
				LEGAL NOTICES	10-535-4550	$218.02	$225.00	$225.00
				TELEPHONE	10-535-4600	$967.48	$1,600.00	$1,600.00
				ELECTRICITY	10-535-4650	$4,158.64	$6,300.00	$6,300.00
				WATER SERVICE	10-535-4670	$5,449.02	$17,000.00	$17,000.00
				DROUGHT EMERGENCY FEE	10-535-4672		$0.00	$0.00
				SEWER SERVICE	10-535-4675	$4,534.59	$11,000.00	$11,000.00
				MAINTENANCE & REPAIRS	10-535-4700	$2,272.03	$5,000.00	$5,000.00
				UNANTICIPATED MAINT/REPAIR	10-535-4715	$1,365.28	$3,500.00	$3,500.00

				POOL PASS/PARTY DEP REFUNDS	10-535-4775	$10.50	$0.00	$0.00
				IT EXPENSE	10-535-4825		$0.00	$0.00
			Total Operations and Maintenance			$20,144.85	$46,532.00	$46,622.62
			Supplies					
				SUPPLIES	10-535-5300	$3,025.97	$2,500.00	$2,500.00
				CONSESSION PURCHASES	10-535-5350		$0.00	$0.00
				CHEMICALS	10-535-5430	$1,555.29	$2,000.00	$2,000.00
			Total Supplies			$4,581.26	$4,500.00	$4,500.00
			Services					
				PROFESSIONAL SERVICES	10-535-6100	$71,906.60	$65,000.00	$65,000.00
				MISCELLANEOUS SERVICES	10-535-6500	$61.48	$3,000.00	$3,000.00
			Total Services			$71,968.08	$68,000.00	$68,000.00
			Personnel Services					
				ACCRUED SALARY (AUDITOR ADJ	10-535-1000		$0.00	$0.00
				STATE UNEMPLOYMENT TAX	10-535-1010		$0.00	$0.00
				SOCIAL SECURITY / MEDICARE	10-535-1020		$0.00	$0.00
				TMRS	10-535-1030		$0.00	$0.00
				HEALTH, DENTAL & LIFE INS.	10-535-1050		$0.00	$0.00
				WORKERS COMPENSATION	10-535-1070		$0.00	$0.00
				CELL PHONE STIPEND	10-535-1148		$0.00	$0.00
				OVERTIME	10-535-1274	-$142.90	$0.00	$0.00
				POOL MANAGER	10-535-1310		$0.00	$0.00
				LIFE GUARDS	10-535-1320		$0.00	$0.00
				COLA PAY INCREASE	10-535-1405		$0.00	$0.00
				PAY PLAN INCREASES	10-535-1500		$0.00	$0.00
				STANDBY TIME	10-535-1591		$1,200.00	$1,200.00
			Total Personnel Services			-$142.90	$1,200.00	$1,200.00
			Fixed Assets					
				PARK IMPROVEMENTS	10-535-9310		$1,500.00	$1,500.00
				LAND PURCHASE	10-535-9320		$0.00	$0.00
				OFFICE EQUIPMENT	10-535-9730		$0.00	$0.00

			Total Fixed Assets			$0.00	$1,500.00	$1,500.00
		Total Aquatics				$96,551.29	$121,732.00	$121,822.62
	Total Expenditures							$12,165,438.00

Fund			Description	ACCOUNT ID	FY19 Actual	FY20 Budgeted	FY21 Approved
Hotel and Motel Taxes							
	Revenue Source						
		Hotel					
			HOTEL OCCUPANCY TAX	11-411-1230	$99,475.38	$130,000.00	$100,000.00
			INVESTMENT INTEREST	11-411-1410	$12,205.71	$7,000.00	$3,600.00
			OTHER REVENUE	11-411-1810		$0.00	
			TRANSFERS DUE TO/FROM	11-411-9770	$37,632.43		$0.00
		Total Hotel			$137,000.00	$103,600.00	
		Non Departmental					
			TRANSFER FROM RESERVES	11-411-9100		$12,500.00	$44,900.00
		Total Non Departmental			$12,500.00	$44,900.00	
	Total Revenue Source				$298,813.52	$298,000.00	$148,500.00
	Expenditures						
		Hotel					
			Fixed Assets				
			TRANSFER TO GENERAL FUND	11-511-9750	$0.00	$0.00	$0.00
			Total Fixed Assets		$0.00	$0.00	$0.00
			Supplies				
			BOOKS,PUBLICATIONS,FILMS	11-511-5100	$0.00	$0.00	$0.00
			Total Supplies		$0.00	$0.00	$0.00
			Services				
			PROFESSIONAL SERVICES	11-511-6100	$28,233.00	$0.00	$0.00
			Total Services		$28,233.00	$0.00	$0.00
			Expenses				
			CHAMBER OF COMMERCE	11-511-8610	$60,000.00	$48,000.00	$48,000.00
			TOURISM PROMOTION	11-511-8620	$18,562.00	$100,500.00	$100,500.00
			Total Expenses		$78,562.00	$148,500.00	$148,500.00

		Total Hotel			$78,562.00	$148,500.00	$148,500.00
	Total Expenditures				$78,562.00	$148,500.00	$148,500.00

Fund			Description	ACCOUNT ID	FY19 Actual	FY20 Budgeted	FY21 Approved
Aviation							
	Revenue Source						
		Aviation Department					
			INVESTMENT INTEREST	14-440-1410		$0.00	$0.00
			AIRPORT REVENUE	14-440-3100	$23,400.00	$23,400.00	$23,400.00
			AIRPORT FUEL REVENUE	14-440-3103	$198,334.71	$160,000.00	$220,000.00
			F-4 PROJECT	14-440-3105		$0.00	$0.00
			TTF AGREEMENTS	14-440-3113		$0.00	$0.00
			MONTHLY TIE DOWNS	14-440-3123		$0.00	$0.00
			VEHICLE PARKING	14-440-3133	$150.00	$0.00	$100.00
			RAAPOA ACCESS FEE	14-440-3143		$0.00	$0.00
			OVERNIGHT TIE DOWN	14-440-3153		$0.00	$0.00
			TIE DOWN LEASE AGREEMENT	14-440-3163	$1,300.00	$0.00	$3,500.00
			MISCELLANEOUS AIRPORT REVEN	14-440-3173	$50.00	$0.00	$0.00
			RAMP GRANT REVENUE	14-440-3200	$50,000.00	$20,000.00	$20,000.00
			AIRPORT POA SHARED EXP CONT	14-440-3250	$1,843.50	$0.00	$0.00
			AIRPORT POA CIP CONTRIBUTIO	14-440-3300		$0.00	$0.00
			TXDOT MATCHING FUND PROJECT	14-440-3350		$0.00	$0.00
			AIRPORT POA AWOS CONTRIBUTI	14-440-3400		$0.00	$0.00
			TRANSFERS IN	14-440-9000	$76,113.90		$0.00
		Total Aviation Department			$351,192.11	$203,400.00	$267,000.00
	Total Revenue Source				$351,192.11	$203,400.00	$267,000.00
	Expenditures						
		Aviation Department					
			Operations and Maintenance				
			LIABILITY / PROPERTY INSURA	14-540-4000	$3,330.34	$5,000.00	$5,500.00
			TRAVEL	14-540-4200	$17.44	$50.00	$50.00
			CONVENTIONS	14-540-4305		$0.00	$0.00
			BANK CHARGES	14-540-4575	$4,415.24	$3,000.00	$5,000.00
			TELEPHONE	14-540-4600		$1,620.00	$3,820.00
			ELECTRICITY	14-540-4650	$4,120.10	$6,360.00	$7,950.00
			WATER SERVICE	14-540-4670	$377.33	$1,000.00	$1,000.00

			SEWER SERVICE	14-540-4675		$1,000.00	$1,000.00
			MAINTENANCE & REPAIRS	14-540-4700	$21,860.99	$10,000.00	$10,000.00
			IMPROVEMENT GRANT	14-540-4710		$0.00	$0.00
			TXDOT MATCHING FUND PROJECT	14-540-4715		$0.00	$0.00
			VECHICLE AMINTENANCE/REAPIR	14-540-4720		$1,000.00	$1,000.00
			F-4 PROJECT	14-540-4725		$0.00	$0.00
			MISCELLANEOUS EXPENSE	14-540-4750	$823.54	$1,000.00	$1,000.00
			INFORMATION TECHNOLOGY	14-540-4825		$1,500.00	$1,500.00
			Total Operations and Maintenance		$34,944.98	$31,530.00	$37,820.00
			Supplies				
			SUPPLIES	14-540-5300	$921.78	$100.00	$100.00
			FUEL & LUBRICANTS	14-540-5400	$160,581.11	$130,000.00	$175,000.00
			Total Supplies		$161,502.89	$130,100.00	$175,100.00
			Services				
			PROFESSIONAL SERVICES	14-540-6100	$28,243.12	$31,385.00	$31,385.00
			MISCELLANEOUS SERVICES	14-540-6500	$2,281.92	$2,400.00	$2,400.00
			Total Services		$30,525.04	$33,785.00	$33,785.00
			Fixed Assets				
			FIXED ASSETS	14-540-9700		$0.00	$0.00
			CAPITAL CONTRIBUTIONS	14-540-9710	-$452,405.78		$0.00
			TRANSFER TO GENERAL FUND	14-540-9725	$39,603.24	$0.00	$0.00
			PROPERTY ACQUISITION	14-540-9801		$0.00	$0.00
			AIRPORT IMPROVEMENTS	14-540-9809		$0.00	$0.00
			TXDOT CIP AWOS/AIRPORT	14-540-9830		$0.00	$0.00
			Total Fixed Assets		-$412,802.54	$0.00	$0.00
			Personnel Services				
			ACCRUED SALARY (AUDITOR ADJ	14-540-1000		$0.00	$0.00
			STATE UNEMPLOYMENT TAX	14-540-1010		$0.00	$196.00
			SOCIAL SECURITY / MEDICARE	14-540-1020		$0.00	$798.00
			TMRS	14-540-1030			$3,872.00
			WORKERS COMPENSATION	14-540-1070		$0.00	$100.00

			LONGEVITY PAY	14-540-1145		$0.00	$34.60
			CELL PHONE STIPEND	14-540-1148		$0.00	$0.00
			AIRPORT SUPERINTENDENT	14-540-1260		$0.00	$17,878.00
			Merit Increase	14-540-1300			$416.00
			COLA PAY INCREASE	14-540-1405		$0.00	$0.00
			PAY PLAN INCREASE	14-540-1500		$0.00	$0.00
			Total Personnel Services			$0.00	$20,295.00
		Total Aviation Department			$226,972.91	$195,415.00	$267,000.00
		Depreciation					
			DEPRECIATION	14-540-6800	$41,389.63		$0.00
		Total Depreciation					$0.00
	Total Expenditures				$226,972.91	$195,415.00	$267,000.00

Fund				Description	ACCOUNT ID	FY19 Actual	FY20 Budgeted	FY21 Approved
Golf Course								
	Revenue Source							
		Administration						
				HOLE SPONSORSHIP	15-410-1950		$18,000.00	$18,000.00
		Total Administration				$0.00	$18,000.00	$18,000.00
		Golf Course						
			HLGC Maintenance					
				INSURANCE RECOVERY	15-460-1200		$0.00	$0.00
			Total HLGC Maintenance			$0.00	$0.00	$0.00
			LVGC Maintenance					
				INSURANCE RECOVERY	15-430-1200		$0.00	$0.00
			Total LVGC Maintenance			$0.00	$0.00	$0.00
			LVGC Pro Shop					
				CART RENTAL	15-410-1100	$116,156.47	$135,000.00	$170,000.00
				DRIVING RANGE REVENUE	15-410-1201	$16,263.87	$26,000.00	$30,000.00
				GREENS FEES	15-410-1305	$201,993.74	$225,000.00	$255,000.00
				HANDICAP FEES	15-410-1310	$4,860.00	$4,500.00	$4,300.00
				MEMBERSHIP FEES	15-410-1320	$110,337.72	$175,000.00	$185,000.00
				PRO SHOP SALES	15-410-1325	$35,425.72	$37,500.00	$57,978.00
				CLUB RENTAL	15-410-1330	$2,372.10	$3,000.00	$3,500.00
				TOURNAMENT FEES - TAXABLE	15-410-1335		$0.00	$0.00
				TOURNAMENT FEES - NON-TAXAB	15-410-1336	$17,799.50	$35,000.00	$44,000.00
				OTHER REVENUE	15-410-1340	$44,784.02	$43,500.00	$45,500.00
				CAPITAL CONTRIBUTIONS	15-410-1510		$0.00	$0.00
				LONG AND SHORT	15-410-1810	-$1,364.05	$200.00	$0.00
				GC CREDIT CARD FEES	15-410-1900	$469.88	$1,000.00	$0.00
				GRANTS NOT CAPITAL	15-410-7953	$17,819.91		$0.00
				TRANSFER FROM GENERAL FUND	15-410-9101	$507,000.00	$435,602.00	$399,994.00
				TRANSFER FROM UTILITY FUND	15-410-9102		$0.00	$0.00
			Total LVGC Pro Shop			$1,073,918.88	$1,121,302.00	$1,195,272.00

			LVGC Snack Bar					
				BEER & WINE SALES	15-420-1100	$2,180.79	$0.00	$0.00
				OTHER DRINKS NON-TAXABLE	15-420-1200	$52.00	$0.00	$0.00
				FOOD SALES	15-420-1201	$229.24	$0.00	$0.00
				OTHER DRINKS - TAXABLE	15-420-1205	$365.34	$0.00	$0.00
				FACILITY RENTAL	15-420-1300	$33,825.28	$34,200.00	$34,200.00
				OVER/SHORT	15-420-1810		$0.00	$0.00
			Total LVGC Snack Bar			$36,652.65	$34,200.00	$34,200.00
			HLGC Pro Shop					
				CART RENTAL	15-440-1100		$0.00	$0.00
				DRIVING RANGE REVENUE	15-440-1201		$0.00	$0.00
				GREEN FEES	15-440-1305		$0.00	$0.00
				HANDICAP FEES	15-440-1310		$0.00	$0.00
				MEMBERSHIP FEES	15-440-1320		$0.00	$0.00
				PROSHOP SALES	15-440-1325		$0.00	$0.00
				CLUB RENTAL	15-440-1330		$0.00	$0.00
				TOURNAMANT FEES-TAXABLE	15-440-1335		$0.00	$0.00
				TOURNAMENT FEES-NON TAXABLE	15-440-1336		$0.00	$0.00
				OTHER REVENUE	15-440-1340		$0.00	$0.00
				CAPITAL CONTRIBUTIONS	15-440-1510		$0.00	$0.00
				LONG AND SHORT (	15-440-1810		$0.00	$0.00
				CREDIT CARD FEES	15-440-1900		$0.00	$0.00
				TRANSFER FROM GENERAL FUND	15-440-9101		$0.00	$0.00
				TRANSFER FROM UTILITY FUND	15-440-9102	$1,870,659.32	$0.00	$0.00
			Total HLGC Pro Shop			$1,870,659.32	$0.00	$0.00
			HLGC Snack Bar					
				BEER & WINE SALES	15-450-1100		$0.00	$0.00
				OTHER DRINKS-NON TAXABLE	15-450-1200		$0.00	$0.00
				FOOD SALES	15-450-1201		$0.00	$0.00
				OTHER DRINKS-TAXABLE	15-450-1205		$0.00	$0.00
				FACILITY RENTAL	15-450-1300		$0.00	$0.00
			Total HLGC Snack Bar			$0.00	$0.00	$0.00

		Total Golf Course				$2,981,230.85	$1,173,502.00	$1,247,472.00
	Total Revenue Source					$2,981,230.85	$1,173,502.00	$1,247,472.00
	Expenditures							
		Golf Course						
			HLGC Pro Shop-Snack Bar					
				Fixed Assets				
				FIXED ASSETS	15-520-9000		$0.00	$0.00
				Total Fixed Assets			$0.00	$0.00
				Services				
				PROFESSIONAL SERVICES	15-520-6100		$0.00	$0.00
				CONTRACT SERVICES	15-520-6135		$0.00	$0.00
				MAINTENANCE AGREEMENTS	15-520-6540		$0.00	$0.00
				ADVERTISING	15-520-6550		$0.00	$0.00
				PROMOTIONAL	15-520-6560		$0.00	$0.00
				TRASH SERVICE	15-520-6600		$0.00	$0.00
				Total Services			$0.00	$0.00
				Supplies				
				SUPPLIES	15-520-5300		$0.00	$0.00
				PRO SHOP INVENTORY	15-520-5301		$0.00	$0.00
				SNACK BAR SUPPLIES	15-520-5302		$0.00	$0.00
				SNACK BAR FOOD	15-520-5303		$0.00	$0.00
				SNACK BAR DRINKS	15-520-5304		$0.00	$0.00
				SNACK BAR BEER & WINE	15-520-5305		$0.00	$0.00
				PRO SHOP SUPPLIES	15-520-5306		$0.00	$0.00
				Total Supplies			$0.00	$0.00
				Operations and Maintenance				
				LIABILITY/PROPERTY INSURANC	15-520-4000		$0.00	$0.00
				TRAVEL	15-520-4200		$0.00	$0.00
				EDUCATION	15-520-4300		$0.00	$0.00
				DUES & SUBSCRIPTIONS	15-520-4400		$0.00	$0.00

				RENTAL/LEASE	15-520-4570		$0.00	$0.00
				BANK CHARGES	15-520-4575		$0.00	$0.00
				TELEPHONE/INTERNET	15-520-4600		$0.00	$0.00
				ELECTRICITY	15-520-4650		$0.00	$0.00
				WATER SERVICE	15-520-4670		$0.00	$0.00
				DROUGHT EMERGENCY FEE	15-520-4672		$0.00	$0.00
				SEWER SERVICE	15-520-4675		$0.00	$0.00
				CABLE TV SERVICE	15-520-4680		$0.00	$0.00
				MAINTENANCE/REPAIRS	15-520-4700		$0.00	$0.00
				UNANTICIPATED MAINT/REPAIRS	15-520-4715		$0.00	$0.00
				MISCELLANEOUS EXPENSE	15-520-4750		$0.00	$0.00
				Total Operations and Maintenance			$0.00	$0.00
				Personnel Services				
				STATE UNEMPLOYMENT TAX	15-520-1010		$0.00	$0.00
				SOCIAL SECURITY / MEDICARE	15-520-1020		$0.00	$0.00
				TMRS	15-520-1030		$0.00	$0.00
				HEALTH INSURANCE	15-520-1050		$0.00	$0.00
				WORKERS COMPENSATION	15-520-1070		$0.00	$0.00
				GOLF COURSE MANAGER	15-520-1100	-$5,037.68	$0.00	$0.00
				GOLF PROFESSIONAL	15-520-1102		$0.00	$0.00
				FRONT DESK CLERKS	15-520-1105		$0.00	$0.00
				FRONT DESK CLERK (PT)	15-520-1106		$0.00	$0.00
				OUTSIDE SERVICES/CART KEEPE	15-520-1120		$0.00	$0.00
				CELL PHONE ALLOWANCE	15-520-1143		$0.00	$0.00
				CAR ALLOWANCE	15-520-1144		$0.00	$0.00
				LONGEVITY	15-520-1145		$0.00	$0.00
				REWARDS PROGRAM	15-520-1146		$0.00	$0.00
				BOOT/UNIFORM ALLOWANCE	15-520-1147		$0.00	$0.00
				OVERTIME	15-520-1274		$0.00	$0.00
				COLA PAY INCREASE	15-520-1405		$0.00	$0.00
				PAY PLAN INCREASES	15-520-1500		$0.00	$0.00
				Total Personnel Services		-$5,037.68	$0.00	$0.00
			Total HLGC Pro Shop-Snack Bar			-$5,037.68	$0.00	$0.00

			LVGC Maintenance					
				Services				
				PROFESSIONAL SERVICES	15-530-6100		$0.00	$0.00
				CONTRACT SERVICES	15-530-6135		$0.00	$0.00
				GREENS KEEPER	15-530-6150		$0.00	$0.00
				BULK WATER	15-530-6430		$0.00	$0.00
				MISCELLANEOUS SERVICES	15-530-6500		$0.00	$0.00
				DISPOSAL SERVICE	15-530-6600		$0.00	$0.00
				LEASES	15-530-6770		$0.00	$0.00
				Total Services			$0.00	$0.00
				Supplies				
				SUPPLIES	15-530-5300	$9,700.99	$9,000.00	$9,000.00
				SMALL TOOLS	15-530-5305	$228.56	$1,000.00	$1,200.00
				FUEL & LUBRICANTS	15-530-5400	$25,435.26	$20,000.00	$20,000.00
				CHEMICALS	15-530-5430	$30,680.59	$35,000.00	$35,000.00
				FERTILIZER	15-530-5435	$19,865.27	$25,000.00	$25,000.00
				SAND & SOIL	15-530-5440	$9,692.09	$8,000.00	$9,000.00
				SEED	15-530-5445		$7,000.00	$9,000.00
				OTHER MATERIALS & SUPPLIES	15-530-5450		$0.00	$0.00
				Total Supplies		$95,602.76	$105,000.00	$108,200.00
				Operations and Maintenance				
				LIABILITY/PROPERTY INSURANC	15-530-4000	$4,511.70	$4,963.00	$5,459.00
				UNIFORMS	15-530-4110	$11.15	$7,500.00	$7,500.00
				TRAVEL	15-530-4200	$1,070.26	$1,500.00	$1,500.00
				EDUCATION	15-530-4300	$870.00	$1,500.00	$1,500.00
				CONVENTIONS	15-530-4305		$0.00	$0.00
				DUES & SUBSCRIPTIONS	15-530-4400		$0.00	$0.00
				RENTAL / LEASE	15-530-4570		$68,662.00	$81,150.00
				TELEPHONE	15-530-4600	$1,369.08	$1,750.00	$1,750.00
				ELECTRIC	15-530-4650	$5,594.21	$6,300.00	$6,489.00
				WATER SERVICE - REST ROOMS	15-530-4670	$4,952.15	$4,100.00	$4,100.00
				DROUGHT EMERGENCY FEE	15-530-4672		$0.00	$0.00

				SEWER SERVICE - REST ROOMS	15-530-4675	$4,383.31	$4,000.00	$4,000.00
				EQUIPMENT MAINT/REPAIRS	15-530-4700	$26,414.91	$17,000.00	$17,000.00
				IRRIGATION MAINT/REPAIRS	15-530-4705	$15,276.96	$10,000.00	$10,000.00
				GOLF CART MAINT/REPAIRS	15-530-4710	$1,622.06	$2,000.00	$2,000.00
				EQUIP/VEHICLE MAINT/REPAIRS	15-530-4725	$698.56	$1,000.00	$1,000.00
				MISCELLANEOUS EXPENSE	15-530-4750	$4,397.26	$2,500.00	$5,000.00
				IT EXPENSE	15-530-4825		$0.00	$0.00
				Total Operations and Maintenance		$71,171.61	$132,775.00	$148,448.00
				Personnel Services				
				ACCRUED SALARY (AUDITOR ADJ	15-530-1000		$0.00	$0.00
				STATE UNEMPLOYMENT TAX	15-530-1010	$173.74	$1,960.00	$1,962.00
				SOCIAL SECURITY / MEDICARE	15-530-1020	$20,904.24	$23,841.00	$24,299.88
				TMRS	15-530-1030	$27,294.59	$26,054.00	$26,555.19
				HEALTH, DENTAL & LIFE INS.	15-530-1050	$52,922.34	$70,494.00	$83,841.84
				HEALTH REIMBURSEMENT ACCOUN	15-530-1060	$4,623.30	$5,232.00	$5,232.00
				WORKERS COMPENSATION	15-530-1070	$9,145.62	$10,060.00	$11,066.00
				SUPERINTENDENT (GREENS KEEP	15-530-1080		$0.00	$0.00
				CREW LEADER/IRRIGATION TECH	15-530-1100	$60,544.07	$60,927.00	$70,000.00
				MAINTENANCE PERSONNEL	15-530-1105	$168,975.23	$203,245.00	$199,912.80
				MAINTENANCE PERSONNEL SEASO	15-530-1110		$0.00	$0.00
				GOLF COURSE MECHANIC	15-530-1115	$31,168.20	$31,271.00	$32,183.84
				LONGEVITY PAY	15-530-1145	$1,730.08	$1,868.00	$1,522.45
				REWARDS PROGRAM	15-530-1146	$2,429.46	$3,239.00	$3,239.28
				BOOT/UNIFORM ALLOWANCE	15-530-1147	$2,712.92	$3,100.00	$2,187.06
				CELL PHONE STIPEND	15-530-1148		$0.00	$600.00
				OVERTIME	15-530-1274	$5,944.69	$8,000.00	$8,000.00
				MERIT INCREASE	15-530-1300		$7,540.00	$10,513.87
				COLA PAY INCREASE	15-530-1405		$6,169.00	$3,504.62
				PAY PLAN INCREASES	15-530-1500		$0.00	$0.00
				Total Personnel Services		$388,568.48	$463,000.00	$484,620.83
				Fixed Assets				
				CONSTRUCTION COSTS	15-530-9715		$0.00	$0.00
				08 MACH & EQUIP-GROUNDS PRI	15-530-9720		$0.00	$0.00

				08 MACH & EQUIP-GROUNDS INT	15-530-9725		$0.00	$0.00
				VEHICLES & EQUIPMENT	15-530-9730		$0.00	$0.00
				09 F-150 FORD PICKUP PRINCI	15-530-9732		$0.00	$0.00
				09 F-150 FORD PICKUP INTERE	15-530-9733		$0.00	$0.00
				10 HLGC MAINT EQUIP.PRINCIP	15-530-9734		$0.00	$0.00
				10 HLGC MAINT EQUIP.INTERES	15-530-9735		$0.00	$0.00
				10 HLGC TRACTOR PRINCIPAL	15-530-9736		$0.00	$0.00
				10 HLGC TRACTOR INTEREST	15-530-9737		$0.00	$0.00
				11 ROTARY MOWER PRINCIPAL	15-530-9738		$0.00	$0.00
				11 ROTARY MOWER INTEREST	15-530-9739		$0.00	$0.00
				11 4WD TRACTOR PRINCIPAL	15-530-9740		$0.00	$0.00
				11 4WD TRACTOR INTEREST	15-530-9741		$0.00	$0.00
				FRONT LOADER TRACTOR - PRIN	15-530-9742		$0.00	$0.00
				FRONT LOADER TRACTOR - INT	15-530-9743		$0.00	$0.00
				BUNKER RAKE - PRINCIPAL	15-530-9744		$0.00	$0.00
				BUNKER RAKE - INTEREST	15-530-9745		$0.00	$0.00
				GREENS MOWER - PRINCIPAL	15-530-9746		$0.00	$0.00
				GREENS MOWER - INTEREST	15-530-9747		$0.00	$0.00
				GREENS ROLLER-PRINCIPAL	15-530-9748		$0.00	$0.00
				GREENS ROLLER-INTEREST	15-530-9749		$0.00	$0.00
				TURF GATOR-PRINCIPAL	15-530-9750		$0.00	$0.00
				TURF GATORINTEREST	15-530-9751	$6,302.44	$0.00	$0.00
				TRIM MOWER #1-PRINCIPAL	15-530-9752		$0.00	$0.00
				TRIM MOWER #1-INTEREST	15-530-9753		$0.00	$0.00
				TRIM MOWER #2-PRINCIPAL	15-530-9754		$0.00	$0.00
				TRIM MOWER #2-INTEREST	15-530-9755		$0.00	$0.00
				Total Fixed Assets		$6,302.44	$0.00	$0.00
			Total LVGC Maintenance			$561,645.29	$700,775.00	$741,268.83
			LVGC Pro Shop					
				Personnel Services				
				ACCRUED SALARY (AUDITOR ADJ	15-510-1000		$0.00	$0.00
				STATE UNEMPLOYMENT TAX	15-510-1010	$184.76	$2,069.00	$2,103.43
				SOCIAL SECURITY / MEDICARE	15-510-1020	$12,139.67	$14,853.00	$14,450.78

				TMRS	15-510-1030	$8,911.33	$10,065.00	$10,235.26
				HEALTH, DENTAL & LIFE INS.	15-510-1050	$22,219.11	$28,918.00	$37,489.56
				HEALTH REIMBURSEMENT ACCOUN	15-510-1060	$1,983.60	$1,962.00	$1,962.00
				WORKERS COMPENSATION	15-510-1070	$10,288.82	$12,461.00	$13,707.10
				DIRECTOR OF GOLF OPERATIONS	15-510-1100	$49,571.39	$49,839.00	$51,347.60
				MARKETING COORDINATOR	15-510-1101		$35,000.00	$35,000.00
				GOLF PROFESSIONAL	15-510-1102		$0.00	$0.00
				BOOKKEEPER/ACCOUNTING CLERK	15-510-1103		$0.00	$0.00
				FRONT DESK CLERK (FT)	15-510-1105	$33,423.75	$0.00	$0.00
				FRONT DESK CLERK (PT)	15-510-1106	$28,065.51	$33,520.00	$21,310.90
				MARSHALL/STARTER (PT)	15-510-1110		$0.00	$0.00
				OUTSIDE SERVICES/CART KEEPE	15-510-1120	$39,140.16	$64,374.00	$70,088.72
				DRINK CART WORKERS (PT)	15-510-1121		$0.00	$0.00
				SNACK BAR/GRILL (FT)	15-510-1122		$0.00	$0.00
				CELL PHONE ALLOWANCE	15-510-1143	$780.60	$780.00	$780.00
				CAR ALLOWANCE	15-510-1144	$3,602.73	$3,600.00	$3,600.00
				LONGEVITY PAY	15-510-1145	$1,833.91	$1,834.00	$1,557.80
				REWARDS PROGRAM	15-510-1146	$1,214.73	$1,215.00	$1,214.73
				CELL PHONE STIPEND	15-510-1148		$0.00	$0.00
				OVERTIME	15-510-1274	$1,744.20	$4,000.00	$4,000.00
				MERIT INCREASE	15-510-1300		$4,664.00	$6,186.14
				COLA PAY INCREASE	15-510-1405		$3,816.00	$2,062.05
				GOLF COURSE FUND PAY PLAN	15-510-1500		$0.00	$0.00
				Total Personnel Services		$215,104.27	$272,970.00	$277,096.07
				Supplies				
				BOOKS/PUBLICATIONS/FILMS	15-510-5100		$0.00	$0.00
				POSTAGE	15-510-5200	$7.35	$150.00	$150.00
				SUPPLIES	15-510-5300	$31,041.41	$7,500.00	$8,000.00
				PRO SHOP INVENTORY	15-510-5301	$46,234.66	$37,500.00	$40,000.00
				SNACK BAR SUPPLIES	15-510-5302		$0.00	$0.00
				SNACK BAR FOOD	15-510-5303		$0.00	$0.00
				SNACK BAR DRINKS	15-510-5304	$115.54	$0.00	$0.00
				SNACK BAR BEER & WINE	15-510-5305	$1,140.56	$0.00	$0.00
				PRO SHOP SUPPLIES	15-510-5306		$10,000.00	$10,000.00

				Total Supplies		$78,539.52	$55,150.00	$58,150.00
				Operations and Maintenance				
				LIABILITY/PROPERTY INSURANC	15-510-4000	$2,600.60	$2,861.00	$3,147.10
				UNIFORMS	15-510-4110		$2,000.00	$2,000.00
				TRAVEL	15-510-4200	$3,282.71	$2,000.00	$2,000.00
				EDUCATION	15-510-4300		$1,000.00	$2,000.00
				CONVENTIONS	15-510-4305	$155.00	$0.00	$0.00
				DUES & SUBSCRIPTIONS	15-510-4400	$40.00	$1,000.00	$1,000.00
				RENTAL/LEASE	15-510-4570		$25,440.00	$25,440.00
				BANK CHARGES	15-510-4575	$10,011.62	$9,500.00	$11,500.00
				TELEPHONE/INTERNET	15-510-4600	$3,805.47	$4,300.00	$4,500.00
				ELECTRIC	15-510-4650	$18,995.21	$18,000.00	$19,200.00
				WATER SERVICE	15-510-4670	$2,481.65	$2,650.00	$2,730.00
				DROUGHT EMERGENCY FEE	15-510-4672		$0.00	$0.00
				SEWER SERVICE	15-510-4675	$2,833.39	$2,400.00	$3,000.00
				CABLE TV SERVICE	15-510-4680	$2,551.64	$1,500.00	$2,500.00
				SATELLITE TV SERVICE	15-510-4685		$0.00	$0.00
				MAINTENANCE & REPAIRS	15-510-4700	$2,884.86	$2,500.00	$3,000.00
				UNANTICIPATED MAINT/REPAIRS	15-510-4715	$15,132.52	$7,500.00	$7,000.00
				MISCELLANEOUS EXPENSES	15-510-4750	$7,072.89	$5,000.00	$5,000.00
				TOURNAMENT EXPENSES	15-510-4775		$0.00	$0.00
				IT EXPENSE	15-510-4825		$2,000.00	$2,000.00
				Total Operations and Maintenance		$71,847.56	$89,651.00	$96,017.10
				Services				
				PROFESSIONAL SERVICES	15-510-6100	$1,692.06	$3,500.00	$3,500.00
				CONTRACT SERVICES	15-510-6135	$741.00	$4,000.00	$4,000.00
				PRINTING & BINDING SERVICES	15-510-6400		$0.00	$0.00
				MISCELLANEOUS SERVICES	15-510-6500		$0.00	$0.00
				MAINTENANCE AGREEMENTS	15-510-6540	$16,492.41	$12,500.00	$15,000.00
				ADVERTISING	15-510-6550	$30,958.97	$32,500.00	$35,000.00
				PROMOTIONAL	15-510-6560		$0.00	$0.00
				PROPERTY TAX	15-510-6580		$0.00	$0.00
				SETTLEMENT FEES	15-510-6581		$0.00	$0.00

				DISPOSAL SERVICE	15-510-6600	$1,195.00	$1,140.00	$1,140.00
				Total Services		$51,079.44	$53,640.00	$58,640.00
				Fixed Assets				
				FIXED ASSETS	15-510-9000		$0.00	$0.00
				GOLF CARTS - PRINCIPAL	15-510-9100		$0.00	$12,000.00
				GOLF CARTS - PRINCIPAL	15-510-9101		$0.00	$0.00
				GOLF CARTS - INTEREST	15-510-9105	$2,694.00	$0.00	$0.00
				GOLF CARTS - INTEREST	15-510-9106		$0.00	$0.00
				Golf Course directional signage	15-510-9110			$4,300.00
				CONTRIBUTED CAPITAL	15-510-9700	-$30,019.17	$0.00	$0.00
				Total Fixed Assets		-$27,325.17	$0.00	$16,300.00
			Total LVGC Pro Shop			$389,245.62	$471,411.00	$506,203.17
			HLGC Maintenance					
				Personnel Services				
				STATE UNEMPLOYMENT TAX	15-540-1010		$0.00	$0.00
				SOCIAL SECURITY / MEDICARE	15-540-1020		$0.00	$0.00
				TMRS	15-540-1030		$0.00	$0.00
				HEALTH INSURANCE	15-540-1050		$0.00	$0.00
				WORKERS COMPENSATION	15-540-1070		$0.00	$0.00
				CREW LEADER	15-540-1100		$0.00	$0.00
				MAINTENANCE PERSONNEL	15-540-1105		$0.00	$0.00
				GOLF COURSE MECHANIC	15-540-1115		$0.00	$0.00
				LONGEVITY	15-540-1145		$0.00	$0.00
				REWARDS PROGRAM	15-540-1146		$0.00	$0.00
				WORK BOOT ALLOWANCE	15-540-1147		$0.00	$0.00
				OVERTIME	15-540-1274		$0.00	$0.00
				COLA PAY INCREASE	15-540-1405		$0.00	$0.00
				PAY PLAN INCREASES	15-540-1500		$0.00	$0.00
				Total Personnel Services			$0.00	$0.00
				Supplies				
				SUPPLIES	15-540-5300		$0.00	$0.00

				SMALL TOOLS	15-540-5305		$0.00	$0.00
				FUEL/LUBRICANTS	15-540-5400		$0.00	$0.00
				CHEMICALS	15-540-5430		$0.00	$0.00
				FERTILIZER	15-540-5435		$0.00	$0.00
				SAND & SOIL	15-540-5440		$0.00	$0.00
				SEED	15-540-5445		$0.00	$0.00
				OTHER MATERIALS & SUPPLIES	15-540-5450		$0.00	$0.00
				Total Supplies			$0.00	$0.00
				Services				
				CONTRACT SERVICES	15-540-6135		$0.00	$0.00
				GREENS KEEPER	15-540-6150		$0.00	$0.00
				BULK WATER	15-540-6430		$0.00	$0.00
				MISCELLANEOUS SERVICES	15-540-6500		$0.00	$0.00
				Total Services			$0.00	$0.00
				Operations and Maintenance				
				LIABILITY/PROPERTY INSURANC	15-540-4000		$0.00	$0.00
				UNIFORMS	15-540-4110		$0.00	$0.00
				TRAVEL	15-540-4200		$0.00	$0.00
				EDUCATION	15-540-4300		$0.00	$0.00
				RENTAL/LEASE	15-540-4570		$0.00	$0.00
				TELEPHONE/INTERNET	15-540-4600		$0.00	$0.00
				ELECTRICITY	15-540-4650		$0.00	$0.00
				WATER SERVICE	15-540-4670		$0.00	$0.00
				DROUGHT EMERGENCY FEE	15-540-4672		$0.00	$0.00
				SEWER SERVICES	15-540-4675		$0.00	$0.00
				EQUIPMENT REPAIRS/MAINTENAN	15-540-4700		$0.00	$0.00
				IRRIGATION MAINTENANCE/REPA	15-540-4705		$0.00	$0.00
				GOLF CART MAINT/REPAIRS	15-540-4710		$0.00	$0.00
				VEHICLE MAINT/REPAIRS	15-540-4725		$0.00	$0.00
				MISCELLANEOUS EXPENSE	15-540-4750		$0.00	$0.00
				Total Operations and Maintenance			$0.00	$0.00
			Total HLGC Maintenance			$0.00	$0.00	$0.00

		Total Golf Course				$945,853.23	$1,172,186.00	$1,247,472.00
		Transfer to Debt Service						
			Fixed Assets					
				TRANSFER TO DEBT SERVICE	15-580-9767		$0.00	$0.00
			Total Fixed Assets			$0.00	$0.00	$0.00
		Total Transfer to Debt Service				$0.00	$0.00	$0.00
		Depreciation						
				DEPRECIATION	15-585-8505		$0.00	$0.00
		Total Depreciation				$0.00	$0.00	$0.00
	Total Expenditures					$945,853.23	$1,172,186.00	$1,247,472.00

Fund				Description	ACCOUNT ID	FY19 Actual	FY20 Budgeted	FY21 Approved
Utilities								
	Revenue Source							
		Contribution Capital						
				INSURANCE RECOVERY	30-430-1200	$3,747.71	$0.00	$0.00
				CONTRIBUTED CAPITAL	30-430-1300		$0.00	$0.00
		Total Contribution Capital				$3,747.71	$0.00	$0.00
		General Operation						
				INVESTMENT INTEREST	30-450-1410	$16,613.72	$8,500.00	$24,000.00
				UTILITY EXTENSIONS REQUEST	30-450-1420	$49,860.00	$40,400.00	$45,000.00
				INTERFUND REIMBURSEMENT	30-450-1421		$0.00	$0.00
				TRANS FROM BONDS - LABOR/EQ	30-450-1425		$0.00	$0.00
				CREDIT CARD SERVICE FEES	30-450-1430	$49,440.45	$45,000.00	$0.00
				PID ADMINISTRATION	30-450-1601		$0.00	$0.00
				PID INSPECTIONS	30-450-1602		$0.00	$0.00
				CASH LONG AND SHORT	30-450-1810	$10.00	$0.00	$0.00
				LCRA GRANTS	30-450-3230		$0.00	$25,000.00
				LOAN PROCEEDS	30-450-9060		$0.00	$0.00
				OTHER RESOURCES	30-450-9800	$26,801.32	$0.00	$0.00
				INTERFUND TRANSFER	30-450-9900		$0.00	$0.00
				Transfer from Reserve				$2,038,522.00
		Total General Operation				$142,725.49	$93,900.00	$2,132,522.00
		Water Services						
				WATER SERVICE FEES	30-460-4100	$3,558,043.66	$3,003,182.00	$3,600,000.00
				DROUGHT EMERGENCY FEE	30-460-4150		$0.00	$0.00
				FACILITY CHARGES	30-460-4200		$0.00	$0.00
				WATER TAP FEES	30-460-4300	$602,454.92	$0.00	$350,000.00
				WATER EXTENSIONS	30-460-4360	$199,956.95	$0.00	$0.00
				OTHER REVENUE	30-460-4400	$25,458.36	$15,000.00	$7,500.00
				FIRE HYDRANT	30-460-4425		$0.00	$0.00
				RECONNECT FEE REVENUE	30-460-4450	$50.00	$0.00	$0.00
				PENALTIES-SERVICE ACCTS	30-460-4500	$87,105.00	$85,000.00	$85,000.00
				WATER FACILITY PEN/INT	30-460-4510		$0.00	$0.00

				ENGINEERING/METER SET FEES	30-460-4550		$210,000.00	$0.00
				REBATE UTILITY SERVICE LINE	30-460-4740	$101,350.16	$0.00	$0.00
				MAR VISTA WATER TAP ON LINE	30-460-4759		$0.00	$0.00
				MAR HARBOR WTR LINE TAP ON	30-460-4760		$0.00	$0.00
		Total Water Services				$4,574,419.05	$3,313,182.00	$4,042,500.00
		Sewer Services						
				WASTE WATER SERVICE FEES	30-470-4100	$2,562,479.32	$2,730,115.00	$2,730,115.00
				FACILITY CHARGES	30-470-4200		$0.00	$0.00
				SEWER TAP FEES	30-470-4310	$663,465.00	$0.00	$400,000.00
				SEWER EXTENSIONS	30-470-4360	$216,654.25	$0.00	$15,000.00
				OTHER REVENUE	30-470-4400	-$5,519.30	$0.00	$5,000.00
				FACILITY CHGS-INT/PEN	30-470-4510		$0.00	$0.00
				ENGINEERING/METER SET FEES	30-470-4550		$210,000.00	$0.00
				MAR VISTA SWR LINE TAP ON	30-470-4759		$0.00	$0.00
				MAR HARBOR SWR LINE TAP ON	30-470-4760		$0.00	$0.00
				INTERFUND TRANSFER	30-470-9900		$0.00	$0.00
		Total Sewer Services				$3,437,079.27	$2,940,115.00	$3,150,115.00
		Capital Improvement						
				TRANSFER FROM BOND FUND	30-480-1100		$0.00	$0.00
		Total Capital Improvement				$0.00	$0.00	$0.00
	Total Revenue Source					$8,157,971.52	$6,347,197.00	$9,325,137.00
	Expenditures							
		General Government						
			Info Technology					
				Personnel Services				
				ACCRUED SALARY (AUDITOR ADJ	30-558-1000		$0.00	$0.00
				STATE UNEMPLOYMENT TAX	30-558-1010	$36.00	$535.00	$588.60
				SOCIAL SECURITY/MEDICARE	30-558-1020	$13,739.14	$13,225.00	$13,700.60
				TMRS	30-558-1030	$26,914.74	$14,452.00	$14,972.17
				HEALTH INSURANCE	30-558-1050	$26,517.61	$25,078.00	$27,585.80
				HEALTH REIMBURSEMENT ACCOUN	30-558-1060	$2,259.10	$1,962.00	$1,962.00

				WORKERS COMPENSATION	30-558-1070	$426.85	$470.00	$517.00
				IT MANAGER	30-558-1120	$70,423.99	$70,904.00	$73,768.24
				IT ASSISTANT	30-558-1125	$33,643.46	$41,600.00	$42,057.22
				GIS ASSISTANT	30-558-1130	$16,250.20	$0.00	$0.00
				GIS TECH	30-558-1135	$53,224.98	$53,397.00	$55,552.64
				CELL PHONE ALLOWANCE	30-558-1143		$0.00	$0.00
				CAR ALLOWANCE	30-558-1144	$5,003.90	$5,000.00	$5,000.00
				LONGEVITY	30-558-1145	$657.43	$761.00	$899.65
				REWARDS PROGRAM	30-558-1146	$1,214.73	$1,215.00	$1,214.73
				CELL PHONE STIPEND	30-558-1148		$0.00	$1,200.00
				OVERTIME	30-558-1274		$0.00	$0.00
				MERIT INCREASE	30-558-1300		$4,234.00	$5,964.19
				COLA PAY INCREASE	30-558-1405		$3,464.00	$1,988.16
				PAY PLAN INCREASES	30-558-1500		$0.00	$0.00
				Total Personnel Services		$250,312.13	$236,297.00	$246,971.00
				Operations and Maintenance				
				LIABILITY/PROPERTY INSURANC	30-558-4000		$0.00	$0.00
				TRAVEL	30-558-4200		$1,500.00	$1,500.00
				EDUCATION	30-558-4300	$6,245.00	$10,000.00	$10,000.00
				RENTAL/LEASE	30-558-4570	$11,238.00	$16,500.00	$17,325.00
				TELEPHONE	30-558-4600	$26,068.58	$46,286.00	$48,600.30
				MAINTENANCE/REPAIRS	30-558-4700	$22,077.61	$25,950.00	$31,140.00
				UNANTICIPATED MAINTENANCE	30-558-4715	$1,136.48	$2,500.00	$2,500.00
				MISCELLANEOUS EXPENSE	30-558-4750	$119.00	$500.00	$1,000.00
				INFORMATION TECHNOLOGY	30-558-4825	$50,712.13	$47,540.00	$52,294.00
				Total Operations and Maintenance		$117,596.80	$150,776.00	$164,359.30
				Supplies				
				BOOKS/PUBLICATIONS	30-558-5100	$301.44	$300.00	$300.00
				POSTAGE	30-558-5200		$0.00	$0.00
				SUPPLIES	30-558-5300	$5,518.82	$2,000.00	$2,000.00
				Total Supplies		$5,820.26	$2,300.00	$2,300.00
				Services				

				PROFESSIONAL SERVICES	30-558-6100	$7,305.00	$20,000.00	$20,000.00
				MISCELLANEOUS SERVICES	30-558-6500		$0.00	$0.00
				MAINTENANCE AGREEMENTS	30-558-6540	$49,104.17	$87,547.00	$96,301.70
				Total Services		$56,409.17	$107,547.00	$116,301.70
				Fixed Assets				
				MACHINEY & EQUIPMENT	30-558-9720		$34,500.00	$34,500.00
				OFFICE EQUIPMENT & SOFTWARE	30-558-9730		$0.00	$11,500.00
				Scale Cluster	30-558-9731			$50,000.00
				Add'l Docuware Livenses	30-558-9732			$0.00
				Council Chambers Upgrade	30-558-9733			$50,000.00
				OFFICE FURNITURE	30-558-9735		$0.00	$0.00
				DOCUWARE SYSTEM-PRINCIPAL	30-558-9740		$0.00	$0.00
				DOCUWARE SYSTEM-INTEREST	30-558-9741		$0.00	$0.00
				VIRTUAL SERVER-PRINCIPAL	30-558-9742		$0.00	$0.00
				VIRTUAL SERVER-INTEREST	30-558-9743		$0.00	$0.00
				SUMMIT INTERG SYSTEM-PRINCI	30-558-9744		$0.00	$0.00
				SUMMIT INTERG SYSTEM-INTERE	30-558-9745		$0.00	$0.00
				ADD ON CLUSTER-PRINCIPAL	30-558-9746		$0.00	$0.00
				ADD ON CLUSTER-INTEREST	30-558-9747		$0.00	$0.00
				Total Fixed Assets			$34,500.00	$146,000.00
			Total Info Technology			$430,138.36	$531,420.00	$675,932.00
		Total General Government				$430,138.36	$531,420.00	$675,932.00
		Utilities Administration						
			Personnel Services					
				Cell Phone Stipend	30-55-1148			$600.00
				ACCRUED SALARY EXPENSE (AJE	30-555-1000		$0.00	$0.00
				STATE UNEMPLOYMENT TAX	30-555-1010	$18.00	$535.00	$588.60
				SOCIAL SECURITY / MEDICARE	30-555-1020	$5,012.25	$6,205.00	$6,509.59
				TMRS	30-555-1030	$9,827.95	$6,781.00	$7,113.75
				HEALTH, DENTAL & LIFE INS.	30-555-1050	$14,801.73	$16,266.00	$17,892.60
				HEALTH REIMBURSEMENT ACCOUN	30-555-1060	$1,322.40	$1,308.00	$1,308.00

				WORKERS COMPENSATION	30-555-1070	$218.42	$360.00	$396.00
				CUSTOMER SERVICE CLERKS	30-555-1120	$26,790.33	$43,730.00	$46,176.00
				CAR ALLOWANCE	30-555-1144		$0.00	$0.00
				LONGEVITY PAY	30-555-1145	$242.21	$346.00	$415.32
				REWARDS PROGRAM	30-555-1146	$809.82	$810.00	$809.82
				WORK BOOT ALLOWANCE	30-555-1147		$0.00	$0.00
				CELL PHONE STIPEND	30-555-1148		$0.00	$0.00
				ACCOUNTING CLERK	30-555-1150		$0.00	$0.00
				OVERTIME	30-555-1274		$0.00	$0.00
				DIRECTOR OF PUBLIC WORKS	30-555-1300		$0.00	$0.00
				ASST DIRECTOR OF PUBLIC WOR	30-555-1301		$0.00	$0.00
				CAR ALLOWANCE	30-555-1302		$0.00	$0.00
				UTILITY ASSISTANT	30-555-1303		$0.00	$0.00
				IT MANAGER	30-555-1305		$0.00	$0.00
				MERIT INCREASE	30-555-1400		$2,041.00	$2,918.85
				COLA PAY INCREASE	30-555-1405		$1,670.00	$972.95
				UTILITY FUND PAY PLAN	30-555-1500		$0.00	$0.00
				UTILITY BILLING CLERK	30-555-1520	$36,116.79	$36,227.00	$37,691.68
				COMMUNICATION & MARKETING S	30-555-1550		$0.00	$0.00
			Total Personnel Services			$95,159.90	$116,279.00	$123,393.16
			Operations and Maintenance					
				LIABILITY & PROPERTY INS	30-555-4000	$559.28	$615.00	$676.50
				BAD DEBT WRITE-OFFS	30-555-4100	-$219.08	$0.00	$0.00
				UNIFORMS	30-555-4110		$0.00	$0.00
				TRAVEL	30-555-4200	$475.11	$1,500.00	$1,500.00
				EDUCATION	30-555-4300		$2,000.00	$1,500.00
				DUES	30-555-4400	$7.54	$0.00	$0.00
				BONDS	30-555-4420	$205.50	$110.00	$110.00
				LEGAL NOTICES	30-555-4550		$0.00	$0.00
				RENTAL/LEASE EXPENSE	30-555-4570		$0.00	$0.00
				BANK CHARGES	30-555-4575	$25,984.33	$32,940.00	$50,000.00
				TELEPHONE SERVICE	30-555-4600		$0.00	$0.00
				MAINTENANCE & REPAIRS	30-555-4700		$0.00	$0.00
				EQUIP/VEHICLE MAINT/REPAIRS	30-555-4725		$0.00	$0.00

				VEHICLE SAFETY EQUIPMENT	30-555-4730		$0.00	$0.00
				MISCELLANEOUS EXPENSES	30-555-4750	$88.58	$500.00	$500.00
				IT EXPENSE	30-555-4825		$500.00	$500.00
			Total Operations and Maintenance			$27,101.26	$38,165.00	$54,786.50
			Services					
				PROFESSIONAL SERVICES	30-555-6100	$16,101.14	$5,000.00	$5,000.00
				AUDITING SERVICES	30-555-6110	$10,000.00	$12,000.00	$15,000.00
				LEGAL SERVICES	30-555-6120		$0.00	$0.00
				CONTRACTUAL SERVICES	30-555-6135		$0.00	$0.00
				PRINTING & BINDING SERVICES	30-555-6400	$20,267.35	$28,450.00	$28,500.00
				MISCELLANEOUS SERVICES	30-555-6500		$0.00	$0.00
				MAINTENANCE AGREEMENTS	30-555-6540		$500.00	$500.00
				CUSTOMER REFUNDS	30-555-6545		$0.00	$0.00
				DISPOSAL SERVICE	30-555-6600		$0.00	$0.00
				DAMAGE CLAIMS AGAINST CITY	30-555-6700		$0.00	$0.00
			Total Services			$46,368.49	$45,950.00	$49,000.00
			Supplies					
				BOOKS/PUBLICATIONS/FILMS	30-555-5100		$0.00	$0.00
				POSTAGE	30-555-5200	$19,210.71	$26,000.00	$27,000.00
				SUPPLIES	30-555-5300	$3,349.59	$4,000.00	$4,000.00
				FUEL/LUBRICANTS	30-555-5400		$0.00	$0.00
			Total Supplies			$22,560.30	$30,000.00	$31,000.00
			Fixed Assets					
				MAINTENANCE AGREEMENTS	30-555-9310		$0.00	$0.00
				OFFICE EQUIPMENT/SOFTWARE	30-555-9730		$500.00	$500.00
				COMMUNICATIONS EQUIPMENT	30-555-9750		$0.00	$0.00
				TRANSFER TO DEBT SERVICE	30-555-9760		$0.00	$0.00
			Total Fixed Assets			$0.00	$500.00	$500.00
		Total Utilities Administration				$191,189.95	$230,894.00	$258,679.66
		General Fund Transfer						

			Fixed Assets					
				OTHER RESOURCES CONTRIBUTED	30-556-9700		$0.00	$0.00
				TRANSFER TO GENERAL FUND	30-556-9765	$1,500,000.00	$1,500,000.00	$1,600,000.00
				TRANSFERS TO CAPITAL PROJEC	30-556-9770	$3,244,111.74	$0.00	$0.00
			Total Fixed Assets			$4,744,111.74	$1,500,000.00	$1,600,000.00
		Total General Fund Transfer				$7,988,223.48	$1,500,000.00	$1,600,000.00
		Water						
			Water Services					
				Fixed Assets				
				Utility Truck	30-560-9700			$24,000.00
				MACHINERY & EQUIPMENT	30-560-9720		$96,000.00	$96,000.00
				Replace 6 YD. Dump Truck	30-560-9721			$71,039.52
				OFFICE EQUIPMENT & SOFTWARE	30-560-9730		$0.00	$0.00
				BUILDING IMPROVEMENTS	30-560-9740		$0.00	$0.00
				VEHICLES	30-560-9760		$0.00	$0.00
				2007 CHEV CC8500 DUMP TRK-P	30-560-9818		$0.00	$0.00
				2007 CHEV CC8500 DUMP TRK-I	30-560-9819		$0.00	$0.00
				2008 FORD F-350 PICKUP - PR	30-560-9820		$0.00	$0.00
				2008 FORD F-350 PICKUP - IN	30-560-9821		$0.00	$0.00
				BACKHOE ATTACHMENT - PRIN	30-560-9822		$0.00	$0.00
				BACKHOE ATTACHMENT - INTERE	30-560-9823		$0.00	$0.00
				2009 CHEV COLORADO EXT CAB	30-560-9824		$0.00	$0.00
				2011 FORD F-250 REG CAB - P	30-560-9828		$0.00	$0.00
				2011 FORD F-250 REG CAB - I	30-560-9829		$0.00	$0.00
				2011 FORD SUPER DUTY - PRIN	30-560-9830		$0.00	$0.00
				2011 FORD SUPER DUTY - INTE	30-560-9831		$0.00	$0.00
				TIRE SPIN BALANCE MACHINE -	30-560-9832		$0.00	$0.00
				TIRE SPIN BALANCE MACHINE -	30-560-9833		$0.00	$0.00
				FORKLIFT - PRINCIPAL	30-560-9834		$0.00	$0.00
				FORKLIFT - INTEREST	30-560-9835		$0.00	$0.00
				2014 CHEV SILVERADO - PRINC	30-560-9836		$0.00	$0.00
				2014 CHEV SILVERADO - INTER	30-560-9837		$0.00	$0.00
				FOUR POST LIFT-PRINCIPAL	30-560-9838		$0.00	$0.00

				FOUR POST LIFT-INTEREST	30-560-9839		$0.00	$0.00
				2015 CHEVY 2500 4X4-PRINCIP	30-560-9840		$0.00	$0.00
				2015 CHEVY 2500 4X4-INTERES	30-560-9841		$0.00	$0.00
				2015 FORD PICKUP - PRINCIPA	30-560-9842		$0.00	$0.00
				2015 FORD PICKUP - INTEREST	30-560-9843		$0.00	$0.00
				CASE SKID LOADER - PRINCIPA	30-560-9844		$0.00	$0.00
				CASE SKID LOADER - INTEREST	30-560-9845		$0.00	$0.00
				GOOSE NECK TRAILER-PRINCIPA	30-560-9846		$0.00	$0.00
				GOOSE NECK TRAILER-INTEREST	30-560-9847		$0.00	$0.00
				FLAT BED HAUL TRUCK-PRINCIP	30-560-9848		$0.00	$0.00
				FLAT BED HAUL TRUCK-INTERES	30-560-9849		$0.00	$0.00
				ELEC VALVE OPER-PRINCIPAL	30-560-9850		$0.00	$0.00
				ELEC VALVE OPER-INTEREST	30-560-9851		$0.00	$0.00
				12 YD DUMP TRUCK-PRINCIPAL	30-560-9852		$0.00	$0.00
				12 YD DUMP TRUCK-INTEREST	30-560-9853		$0.00	$0.00
				2017 CHEVY EXT CAB-PRINCIPA	30-560-9854		$0.00	$0.00
				2017 CHEVY EXT CAB-INTEREST	30-560-9855		$0.00	$0.00
				MUSTANG SQUEEZE TOOL-PRINCI	30-560-9856		$0.00	$0.00
				MUSTANG SQUEEZE TOOL-INTERE	30-560-9857		$0.00	$0.00
				Total Fixed Assets			$96,000.00	$191,039.52
				Personnel Services				
				ACCRUED SALARY (AUDITOR ADJ	30-560-1000		$0.00	$0.00
				STATE UNEMPLOYMENT TAX	30-560-1010	$161.21	$1,960.00	$2,158.20
				SOCIAL SECURITY / MEDICARE	30-560-1020	$31,249.02	$33,541.00	$35,704.88
				TMRS	30-560-1030	$62,364.30	$36,654.00	$39,018.67
				HEALTH, DENTAL & LIFE INS.	30-560-1050	$88,716.66	$95,339.00	$104,872.90
				HEALTH REIMBURSEMENT ACCOUN	30-560-1060	$7,118.10	$7,194.00	$7,194.00
				WORKERS COMPENSATION	30-560-1070	$12,489.21	$13,738.00	$15,111.80
				LONGEVITY PAY	30-560-1145	$1,903.10	$1,938.00	$2,283.72
				REWARDS PROGRAM	30-560-1146	$4,454.01	$4,454.00	$4,454.01
				WORK BOOT ALLOWANCE	30-560-1147	$2,519.30	$1,979.00	$1,979.45
				CELL PHONE STIPEND	30-560-1148		$0.00	$2,400.00
				OVERTIME	30-560-1274	$21,709.51	$30,000.00	$30,000.00
				COLA PAY INCREASE	30-560-1405		$8,273.00	$4,892.30

				PAY PLAN INCREASES	30-560-1500		$0.00	$0.00
				UTILITY SUPERINTENDENT	30-560-1540	$62,280.25	$64,000.00	$67,890.69
				CREW LEADER	30-560-1561	$70,415.14	$80,700.00	$83,541.12
				MAINTENANCE PERSONNEL	30-560-1570	$247,596.94	$251,474.00	$270,281.44
				SALARIES INCLUDED INCIP	30-560-1571		$0.00	$0.00
				CIP INSPECTOR	30-560-1575		$0.00	$0.00
				STANDBY TIME	30-560-1591	$3,253.50	$3,900.00	$3,900.00
				MERIT INCREASE	30-560-1600		$10,111.00	$14,676.89
				Total Personnel Services		$616,230.25	$645,255.00	$690,360.07
				Operations and Maintenance				
				LIABILITY & PROPERTY INS	30-560-4000	$14,389.46	$15,828.00	$17,410.80
				UNIFORMS	30-560-4110	$12,869.45	$12,000.00	$12,000.00
				TRAVEL	30-560-4200	$636.62	$2,300.00	$2,300.00
				EDUCATION	30-560-4300	$3,922.43	$5,500.00	$5,500.00
				DUES	30-560-4400	$63.33	$100.00	$100.00
				RENTAL/LEASE EXPENSE	30-560-4570		$0.00	$0.00
				TELEPHONE	30-560-4600	$3,259.17	$4,000.00	$3,500.00
				ELECTRICITY	30-560-4650	$8,152.12	$10,000.00	$10,000.00
				MAINTENANCE & REPAIRS	30-560-4700	$78,208.50	$100,000.00	$95,000.00
				UNANTICIPATED MAINT/REPAIRS	30-560-4715	$9,375.70	$30,000.00	$30,000.00
				EQUIP/VEHICLE MAINT/REPAIRS	30-560-4725	$44,505.94	$35,000.00	$40,000.00
				VEHICLE SAFETY EQUIPMENT	30-560-4730		$3,200.00	$3,200.00
				REBATE UTILITY SERVICE LINE	30-560-4740		$0.00	$0.00
				MISCELLANEOUS EXPENSE	30-560-4750	$973.16	$1,500.00	$1,500.00
				FIRE HYDRANT REPLACEMENT	30-560-4755	$29,190.99	$45,000.00	$40,000.00
				WATER TAP & EXTENSION EXPEN	30-560-4757	$796,216.28	$0.00	$0.00
				REBATE ON LINE EXTENSIONS	30-560-4758	$402.62	$0.00	$0.00
				WATER SYSTEM IMPROVEMENTS	30-560-4761		$125,000.00	$125,000.00
				IT EXPENSE	30-560-4825	$2,041.09	$3,000.00	$3,000.00
				Total Operations and Maintenance		$1,004,206.86	$392,428.00	$388,510.80
				Supplies				
				SUPPLIES	30-560-5300	$5,830.08	$5,000.00	$5,000.00
				SMALL TOOLS	30-560-5305	$2,296.85	$3,000.00	$3,000.00

				METERS	30-560-5350	$55,951.74	$58,000.00	$88,000.00
				FUEL & LUBRICANTS	30-560-5400	$26,169.05	$37,000.00	$35,000.00
				STREET MATERIALS	30-560-5410		$0.00	$0.00
				CHEMICALS	30-560-5430		$0.00	$0.00
				Total Supplies		$90,247.72	$103,000.00	$131,000.00
				Services				
				ENGINEERING & PLANNING SVCS	30-560-6130		$0.00	$0.00
				CONTRACTUAL SERVICES	30-560-6135	$159.00	$50,000.00	$50,000.00
				MISCELLANEOUS SERVICES	30-560-6500	$101.58	$150.00	$150.00
				MAINTENANCE AGREEMENTS	30-560-6540	$956.80	$1,000.00	$1,000.00
				REFUND WATER TAP FEE	30-560-6545		$0.00	$0.00
				Total Services		$1,217.38	$51,150.00	$51,150.00
			Total Water Services			$1,711,902.21	$1,287,833.00	$1,452,060.39
			Water Plant 1					
				Personnel Services				
				ACCRUED SALARY (AUDITOR ADJ	30-565-1000		$0.00	$0.00
				STATE UNEMPLOYMENT TAX	30-565-1010	$263.12	$178.00	$196.20
				SOCIAL SECURITY / MEDICARE	30-565-1020	$3,779.47	$3,513.00	$4,061.55
				TMRS	30-565-1030	$7,159.85	$3,839.00	$4,438.50
				HEALTH, DENTAL & LIFE INS.	30-565-1050	$7,417.38	$8,133.00	$8,946.30
				HEALTH REIMBURSEMENT ACCOUN	30-565-1060	$661.20	$654.00	$654.00
				WORKERS COMPENSATION	30-565-1070	$1,135.38	$1,249.00	$1,373.90
				LONGEVITY PAY	30-565-1145	$242.21	$277.00	$311.42
				REWARDS PROGRAM	30-565-1146	$404.91	$402.00	$404.91
				WORK BOOT ALLOWANCE	30-565-1147	$179.95	$180.00	$179.95
				CELL PHONE STIPEND	30-565-1148		$0.00	$0.00
				OVERTIME	30-565-1274	$9,145.28	$6,000.00	$6,000.00
				COLA PAY INCREASE	30-565-1405		$801.00	$527.80
				PAY PLAN INCREASES	30-565-1500		$0.00	$0.00
				PLANT OPERATORS	30-565-1560	$36,799.49	$38,357.00	$45,495.84
				STANDBY TIME	30-565-1591	$1,275.00	$700.00	$700.00
				MERIT INCREASE	30-565-1600		$979.00	$1,583.39

				Total Personnel Services		$68,463.24	$65,262.00	$74,873.76
				Operations and Maintenance				
				LIABILITY & PROPERTY INS	30-565-4000	$2,710.12	$4,000.00	$4,400.00
				UNIFORMS	30-565-4110	$1,178.90	$1,000.00	$1,000.00
				TRAVEL	30-565-4200	$71.85	$360.00	$360.00
				EDUCATION	30-565-4300	$1,424.00	$1,700.00	$1,700.00
				DUES	30-565-4400	$4,129.00	$4,200.00	$4,200.00
				RENTAL / LEASE	30-565-4570		$0.00	$0.00
				TELEPHONE	30-565-4600	$2,453.52	$2,400.00	$1,000.00
				ELECTRICITY	30-565-4650	$39,256.59	$50,000.00	$50,000.00
				MAINTENANCE & REPAIRS	30-565-4700	$8,507.32	$8,000.00	$10,000.00
				UNANTICIPATED MAINT/REPAIRS	30-565-4715	$3,956.81	$6,000.00	$6,000.00
				EQUIP/VEHICLE MAINT/REPAIRS	30-565-4725	$1,115.19	$1,700.00	$1,700.00
				VEHICLE SAFETY EQUIPMENT	30-565-4730		$0.00	$0.00
				IT EXPENSE	30-565-4825		$0.00	$0.00
				Total Operations and Maintenance		$64,803.30	$79,360.00	$80,360.00
				Supplies				
				SUPPLIES	30-565-5300	$3,467.34	$5,000.00	$6,000.00
				SUPPLIES- SMALL TOOLS	30-565-5305	$3,081.55	$0.00	$0.00
				FUEL & LUBRICANTS	30-565-5400	$2,092.70	$3,000.00	$3,000.00
				CHEMICALS	30-565-5430	$22,509.63	$45,000.00	$40,000.00
				Total Supplies		$31,151.22	$53,000.00	$49,000.00
				Services				
				TESTING SERVICES	30-565-6125	$10,412.52	$10,000.00	$10,000.00
				CONTRACTUAL SERVICES	30-565-6135	$17,552.15	$25,000.00	$25,000.00
				BULK WATER	30-565-6430	$64,008.07	$70,000.00	$70,000.00
				MISCELLANEOUS SERVICES	30-565-6500	$165.58	$0.00	$0.00
				MAINTENANCE AGREEMENT (SCAD	30-565-6540	$239.00	$240.00	$240.00
				DISPOSAL SERVICES	30-565-6600		$2,000.00	$2,000.00
				Maintenance Service Pontoon for Barges	31-565-9801			$0.00
				Total Services		$92,377.32	$107,240.00	$107,240.00

				Fixed Assets				
				Boat Trailer	30-565-9700			$10,000.00
				CONSTRUCTION COSTS	30-565-9715		$0.00	$0.00
				MACHINERY & EQUIPMENT	30-565-9720		$0.00	$32,000.00
				OFFICE EQUIPMENT & SOFTWARE	30-565-9730		$0.00	$0.00
				2010 CHEVROLET REG CAB-PRIN	30-565-9830		$0.00	$0.00
				2010 CHEVROLET REG CAB-INT	30-565-9831		$0.00	$0.00
				Total Fixed Assets			$0.00	$42,000.00
			Total Water Plant 1			$256,795.08	$304,862.00	$353,473.76
			Water Plant 2					
				Fixed Assets				
				FLOURIDE SYSTEM	30-567-9610		$0.00	$0.00
				MACHINERY/EQUIPMENT	30-567-9720		$0.00	$0.00
				OFFICE EQUIPMENT/SOFTWARE	30-567-9730		$0.00	$0.00
				2010 CHEVROLET REG CAB-PRIN	30-567-9832		$0.00	$0.00
				2010 CHEVROLET REG CAB-INT	30-567-9833		$0.00	$0.00
				Total Fixed Assets			$0.00	$0.00
				Personnel Services				
				ACCRUED SALARY (AUDITOR ADJ	30-567-1000		$0.00	$0.00
				STATE UNEMPLOYMENT TAX	30-567-1010		$0.00	$0.00
				SOCIAL SECURITY / MEDICARE	30-567-1020		$0.00	$0.00
				TMRS	30-567-1030		$0.00	$0.00
				HEALTH, DENTAL & LIFE INS.	30-567-1050		$0.00	$0.00
				WORKERS COMPENSATION	30-567-1070		$0.00	$0.00
				LONGEVITY PAY	30-567-1145		$0.00	$0.00
				REWARDS PROGRAM	30-567-1146		$0.00	$0.00
				WORK BOOT ALLOWANCE	30-567-1147		$0.00	$0.00
				OVERTIME	30-567-1274		$0.00	$0.00
				COLA PAY INCREASE	30-567-1405		$0.00	$0.00
				PAY PLAN INCREASES	30-567-1500		$0.00	$0.00
				PLANT OPERATOR	30-567-1560		$0.00	$0.00
				STANDBY TIME	30-567-1591		$0.00	$0.00

				MERIT INCREASE	30-567-1600		$0.00	$0.00
				Total Personnel Services			$0.00	$0.00
				Operations and Maintenance				
				UNIFORMS	30-567-4110		$0.00	$0.00
				TRAVEL	30-567-4200		$0.00	$0.00
				EDUCATION	30-567-4300		$0.00	$0.00
				DUES	30-567-4400		$0.00	$0.00
				RENTAL/LEASE	30-567-4570		$0.00	$0.00
				TELEPHONE	30-567-4600		$0.00	$0.00
				ELECTRICITY	30-567-4650		$0.00	$0.00
				MAINTENANCE/REPAIR	30-567-4700		$0.00	$0.00
				UNANTICIPATED MAINT/REPAIR	30-567-4715		$0.00	$0.00
				EQUIP/VEHICLE MAINT/REPAIRS	30-567-4725		$0.00	$0.00
				VEHICLE SAFETY EQUIPMENT	30-567-4730		$0.00	$0.00
				IT EXPENSE	30-567-4825		$0.00	$0.00
				Total Operations and Maintenance			$0.00	$0.00
				Services				
				TESTING SERVICES	30-567-6125		$0.00	$0.00
				CONTRACTUAL SERVICES	30-567-6135		$0.00	$0.00
				BULK WATER	30-567-6430		$0.00	$0.00
				MISCELLANEOUS SERVICES	30-567-6500		$0.00	$0.00
				MAINTENANCE AGREEMENT (SCAD	30-567-6540		$0.00	$0.00
				DISPOSAL SERVICE	30-567-6600		$0.00	$0.00
				Total Services			$0.00	$0.00
				Supplies				
				SUPPLIES	30-567-5300		$0.00	$0.00
				SMALL TOOLS	30-567-5305		$0.00	$0.00
				FUEL/LUBRICANTS	30-567-5400		$0.00	$0.00
				CHEMICALS	30-567-5430		$0.00	$0.00
				Total Supplies			$0.00	$0.00
			Total Water Plant 2			$0.00	$0.00	$0.00

			Water Plant 3					
				Fixed Assets				
				FLOURIDE SYSTEM	30-569-9710		$0.00	$0.00
				CONSTRUCTION COSTS	30-569-9715		$0.00	$0.00
				MACHINERY/EQUIPMENT	30-569-9720		$0.00	$0.00
				OFFICE EQUIPMENT/SOFTWARE	30-569-9730		$0.00	$0.00
				KUBOTA UTV-PRINCIPAL	30-569-9742		$0.00	$0.00
				KUBOTA UTV-INTEREST	30-569-9743		$0.00	$0.00
				FORK LIFT-PRINCIPAL	30-569-9744		$0.00	$0.00
				FORK LIFT-INTEREST	30-569-9745		$0.00	$0.00
				2010 CHEVROLET REG CAB-PRIN	30-569-9832		$0.00	$0.00
				2010 CHEVROLET RE CAB-INT	30-569-9833		$0.00	$0.00
				Total Fixed Assets			$0.00	$0.00
				Personnel Services				
				ACCRUED SALARY - AUDITOR AD	30-569-1000		$0.00	$0.00
				STATE UNEMPLOYMENT TAX	30-569-1010	$9.00	$178.00	$196.20
				SOCIAL SECURITY / MEDICARE	30-569-1020	$4,369.50	$4,319.00	$4,470.14
				TMRS	30-569-1030	$8,552.51	$4,720.00	$4,885.01
				HEALTH, DENTAL & LIFE INS.	30-569-1050	$7,384.35	$8,133.00	$8,946.30
				HEALTH REIMBURSEMENT ACCOUN	30-569-1060	$661.20	$654.00	$654.00
				WORKERS COMPENSATION	30-569-1070	$1,135.38	$1,249.00	$1,373.90
				LONGEVITY PAY	30-569-1145	$311.42	$346.00	$380.62
				REWARDS PROGRAM	30-569-1146	$404.91	$405.00	$404.91
				WORK BOOT ALLOWANCE	30-569-1147	$179.95	$180.00	$179.95
				CELL PHONE STIPEND	30-569-1148		$0.00	$0.00
				OVERTIME	30-569-1274	$7,083.59	$6,500.00	$6,500.00
				COLA PAY INCREASE	30-569-1405		$1,005.00	$580.84
				PAY PLAN INCREASES	30-569-1500		$0.00	$0.00
				PLANT OPERATOR	30-569-1560	$48,285.09	$48,125.00	$50,067.68
				STANDBY TIME	30-569-1591	$702.00	$900.00	$900.00
				MERIT INCREASE	30-569-1600		$1,228.00	$1,742.51
				Total Personnel Services		$79,078.90	$77,942.00	$81,282.06

				Operations and Maintenance				
				LIABILITY & PROPERTY INS	30-569-4000	$6,918.69	$9,000.00	$9,900.00
				UNIFORMS	30-569-4110	$402.04	$1,000.00	$1,000.00
				TRAVEL	30-569-4200	$69.10	$700.00	$700.00
				EDUCATION	30-569-4300	$974.45	$800.00	$800.00
				DUES	30-569-4400	$6,791.93	$5,000.00	$8,000.00
				RENTAL / LEASE	30-569-4570		$0.00	$0.00
				TELEPHONE	30-569-4600	$2,448.47	$2,500.00	$1,000.00
				ELECTRICITY	30-569-4650	$80,321.09	$95,000.00	$95,000.00
				MAINTENANCE/REPAIR	30-569-4700	$11,181.93	$10,000.00	$12,000.00
				UNANTICIPATED MAINT/REPAIR	30-569-4715	$6,151.82	$5,000.00	$7,000.00
				EQUIP/VEHICLE MAINT/REPAIRS	30-569-4725	$602.65	$1,000.00	$1,000.00
				VEHICLE SAFETY EQUIPMENT	30-569-4730		$500.00	$500.00
				INFORMATION TECHNOLOGY	30-569-4825		$0.00	$0.00
				Total Operations and Maintenance		$115,862.17	$130,500.00	$136,900.00
				Supplies				
				SUPPLIES	30-569-5300	$688.27	$1,100.00	$1,100.00
				SMALL TOOLS	30-569-5305	$244.58	$0.00	$0.00
				FUEL/LUBRICANTS	30-569-5400	$2,371.18	$2,700.00	$2,700.00
				CHEMICALS	30-569-5430	$42,023.98	$40,000.00	$40,000.00
				Total Supplies		$45,328.01	$43,800.00	$43,800.00
				Services				
				TESTING SERVICES	30-569-6125	$5,741.83	$10,000.00	$10,000.00
				CONTRACTUAL SERVICES	30-569-6135	$7,637.52	$10,000.00	$10,000.00
				BULK WATER	30-569-6430	$140,213.70	$180,000.00	$180,000.00
				MISCELLANEOUS SERVICES	30-569-6500		$0.00	$0.00
				MAINTENANCE AGREEMENT	30-569-6540	$239.00	$240.00	$240.00
				DISPOSAL SERVICE	30-569-6600		$500.00	$500.00
				Total Services		$153,832.05	$200,740.00	$200,740.00
			Total Water Plant 3			$394,101.13	$452,982.00	$462,722.06
		Total Water				$2,362,798.42	$2,045,677.00	$2,268,256.21

		Sewer						
			Sewer Services					
				Fixed Assets				
				MACHINERY & EQUIPMENT	30-570-9720		$199,714.00	$0.00
				Replace pickup truck	30-570-9721			$23,975.00
				New Vacuum Truck	30-570-9722			$160,665.00
				VEHICLES	30-570-9760		$0.00	$0.00
				SEWER CLEANING MACHINE-PRIN	30-570-9815		$0.00	$0.00
				SEWER CLEANING MACHINE-INT	30-570-9816		$0.00	$0.00
				PLC TURNER LIFT STATION	30-570-9817		$0.00	$0.00
				FENCING AROUND LIFT STATION	30-570-9818		$0.00	$0.00
				ODOR CONTROL BIOCUBE UNIT	30-570-9819		$0.00	$0.00
				09 MACK VACUUM TRUCK - PRIN	30-570-9820		$0.00	$0.00
				09 MACK VACUUM TRUCK - INT	30-570-9821		$0.00	$0.00
				BACKHOE LOADER - PRINCIPAL	30-570-9826		$0.00	$0.00
				BACKHOE LOADER - INTEREST	30-570-9827		$0.00	$0.00
				2102 CHEV SILVERADO-PRINCIP	30-570-9828		$0.00	$0.00
				2012 CHEV SILVERADO-INTERES	30-570-9829		$0.00	$0.00
				KRIEG LIGT TRAILER - PRINCI	30-570-9830		$0.00	$0.00
				KRIEG LIGHT TRAILER - INTER	30-570-9831		$0.00	$0.00
				EQUIPMENT HAUL TRAILER - PR	30-570-9832		$0.00	$0.00
				EQUIPMENT HAUL TRAILER - IN	30-570-9833		$0.00	$0.00
				2016 FORD PICKUP - PRINCIPA	30-570-9834		$0.00	$0.00
				2016 FORD PICKUP - INTEREST	30-570-9835		$0.00	$0.00
				580 CASE BACKHOE - PRINCIPA	30-570-9836		$0.00	$0.00
				580 CASE BACKHOE - INTEREST	30-570-9837		$0.00	$0.00
				TROJAN SEWER CAMERA-PRINCIP	30-570-9838		$0.00	$0.00
				TROJAN SEWER CAMERA-INTERES	30-570-9839		$0.00	$0.00
				12 YD DUMP TRUCK-PRINCIPAL	30-570-9840		$0.00	$0.00
				12 YD DUMP TRUCK-INTEREST	30-570-9841		$0.00	$0.00
				Total Fixed Assets			$199,714.00	$184,640.00
				Personnel Services				
				ACCRUED SALARY (AUDITOR ADJ	30-570-1000		$0.00	$0.00

				STATE UNEMPLOYMENT TAX	30-570-1010	$36.00	$713.00	$784.80
				SOCIAL SECURITY / MEDICARE	30-570-1020	$12,451.35	$12,928.00	$13,444.93
				TMRS	30-570-1030	$24,418.41	$14,127.00	$14,692.76
				HEALTH, DENTAL & LIFE INS.	30-570-1050	$29,570.43	$33,211.00	$36,532.10
				HEALTH REIMBURSEMENT ACCOUN	30-570-1060	$2,644.80	$2,616.00	$2,616.00
				WORKERS COMPENSATION	30-570-1070	$4,541.53	$4,996.00	$5,495.60
				LONGEVITY PAY	30-570-1145	$1,522.49	$1,661.00	$1,799.31
				REWARDS PROGRAM	30-570-1146	$1,619.64	$1,620.00	$1,619.64
				WORK BOOT ALLOWANCE	30-570-1147	$719.80	$720.00	$719.80
				CELL PHONE STIPEND	30-570-1148		$0.00	$1,200.00
				OVERTIME	30-570-1274	$6,750.49	$8,000.00	$8,000.00
				COLA PAY INCREASE	30-570-1405		$3,259.00	$1,873.70
				PAY PLAN INCREASES	30-570-1500		$0.00	$0.00
				CREW LEADER	30-570-1561	$39,807.59	$46,000.00	$46,515.04
				MAINTENANCE PERSONNEL	30-570-1570	$109,635.74	$110,088.00	$114,996.96
				STANDBY TIME	30-570-1591	$1,650.00	$900.00	$900.00
				MERIT INCREASE	30-570-1600		$3,984.00	$5,621.10
				Total Personnel Services		$235,368.27	$244,823.00	$256,811.74
				Supplies				
				SUPPLIES	30-570-5300	$3,053.13	$3,000.00	$3,000.00
				SMALL TOOLS	30-570-5305	$2,705.70	$4,500.00	$4,500.00
				FUEL & LUBRICANTS	30-570-5400	$16,069.82	$22,000.00	$22,000.00
				CHEMICALS	30-570-5430		$0.00	$0.00
				Total Supplies		$21,828.65	$29,500.00	$29,500.00
				Services				
				ENGINEERING SERVICES/PLANNI	30-570-6130		$0.00	$0.00
				CONTRACTUAL SERVICES	30-570-6135		$10,000.00	$10,000.00
				MISCELLANEOUS SERVICES	30-570-6500	$36.58	$100.00	$100.00
				MAINTENANCE AGREEMENTS	30-570-6540	$719.00	$720.00	$720.00
				REFUND SEWER TAP FEE	30-570-6545		$0.00	$0.00
				EFFLUENT DISPOSAL SERVICE	30-570-6640		$0.00	$0.00
				Total Services		$755.58	$10,820.00	$10,820.00

				Operations and Maintenance				
				LIABILITY & PROPERTY INS	30-570-4000	$6,046.79	$6,651.00	$7,316.10
				UNIFORMS	30-570-4110	$3,963.07	$4,600.00	$4,600.00
				TRAVEL	30-570-4200	$612.55	$2,000.00	$2,000.00
				EDUCATION	30-570-4300	$886.43	$5,000.00	$5,000.00
				RENTAL/LEASE EXPENSE	30-570-4570		$0.00	$0.00
				TELEPHONE	30-570-4600	$1,223.49	$1,500.00	$1,500.00
				ELECTRIC	30-570-4650	$3,059.21	$4,500.00	$4,500.00
				MAINTENANCE & REPAIRS	30-570-4700	$69,889.55	$45,000.00	$45,000.00
				UNANTICIPATED MAINT/REPAIR	30-570-4715	$53,126.67	$40,000.00	$40,000.00
				EQUIP/VEHICLE MAINT/REPAIRS	30-570-4725	$44,292.78	$40,000.00	$40,000.00
				VEHICLE SAFETY EQUIPMENT	30-570-4730		$4,000.00	$4,000.00
				MISCELLANEOUS EXPENSE	30-570-4750	$3,596.85	$500.00	$500.00
				SEWER EXTENSION EXPENSE	30-570-4758	$747,317.89	$0.00	$0.00
				REBATE ON SEWER EXTENSION	30-570-4759	$0.40	$0.00	$0.00
				SEWER SYSTEM IMPROVEMENTS	30-570-4761		$75,000.00	$75,000.00
				IT EXPENSE	30-570-4825	$500.00	$0.00	$0.00
				Total Operations and Maintenance		$934,515.68	$228,751.00	$229,416.10
			Total Sewer Services			$1,192,468.18	$713,608.00	$711,187.84
			Sewer Plant					
				Fixed Assets				
				MACHINERY & EQUIPMENT	30-575-9720		$31,252.00	$63,069.00
				OFFICE EQUIPMENT & SOFTWARE	30-575-9730		$0.00	$0.00
				2008 4X4 CHEV PICKUP-PRINCI	30-575-9815		$0.00	$0.00
				2008 4X4 CHEV PICKUP-INTERE	30-575-9816		$0.00	$0.00
				Total Fixed Assets			$31,252.00	$63,069.00
				Personnel Services				
				ACCRUED SALARY (AUDITOR ADJ	30-575-1000		$0.00	$0.00
				STATE UNEMPLOYMENT TAX	30-575-1010	$18.00	$356.00	$392.40
				SOCIAL SECURITY / MEDICARE	30-575-1020	$9,136.65	$9,337.00	$9,888.28
				TMRS	30-575-1030	$18,697.24	$10,204.00	$10,806.01
				HEALTH, DENTAL & LIFE INS.	30-575-1050	$19,346.58	$20,785.00	$22,863.50

				HEALTH REIMBURSEMENT ACCOUN	30-575-1060	$1,322.40	$1,308.00	$1,308.00
				WORKERS COMPENSATION	30-575-1070	$3,321.29	$3,653.00	$4,018.30
				LONGEVITY PAY	30-575-1145	$311.42	$381.00	$449.82
				REWARDS PROGRAM	30-575-1146	$809.82	$810.00	$809.82
				WORK BOOT ALLOWANCE	30-575-1147	$359.90	$360.00	$359.90
				CELL PHONE STIPEND	30-575-1148		$0.00	$0.00
				OVERTIME	30-575-1274	$9,974.44	$6,000.00	$6,000.00
				COLA PAY INCREASE	30-575-1405		$2,366.00	$1,397.21
				PAY PLAN INCREASES	30-575-1500		$0.00	$0.00
				PLANT SUPERINTENDENT	30-575-1555	$69,498.17	$71,753.00	$77,672.08
				PLANT OPERATOR	30-575-1560	$41,500.62	$41,552.00	$42,766.88
				STANDBY TIME	30-575-1591	$1,051.50	$1,200.00	$1,200.00
				MERIT INCREASE	30-575-1600		$2,892.00	$4,191.64
				Total Personnel Services		$175,348.03	$172,957.00	$184,123.84
				Operations and Maintenance				
				LIABILITY & PROPERTY INS	30-575-4000	$2,228.03	$4,000.00	$4,400.00
				UNIFORMS	30-575-4110	$1,926.37	$2,500.00	$2,500.00
				TRAVEL	30-575-4200	$68.09	$500.00	$500.00
				EDUCATION	30-575-4300	$1,441.00	$2,600.00	$2,600.00
				MISC DUES AND FEES	30-575-4400	$14.45	$4,400.00	$4,000.00
				TELEPHONE	30-575-4600	$2,411.46	$2,500.00	$1,000.00
				ELECTRICITY	30-575-4650	$65,647.89	$70,000.00	$70,000.00
				MAINTENANCE & REPAIRS	30-575-4700	$9,676.52	$12,000.00	$12,000.00
				MAINT/REPAIR UNANTICIPAATED	30-575-4715	$30,426.07	$18,000.00	$18,000.00
				EQUIP/VEHICLE MAINT/REPAIRS	30-575-4725	$660.99	$2,000.00	$2,000.00
				VEHICLE SAFETY EQUIPMENT	30-575-4730		$400.00	$400.00
				IT EXPENSE	30-575-4825	$1,342.39	$1,500.00	$1,500.00
				Total Operations and Maintenance		$115,843.26	$120,400.00	$118,900.00
				Supplies				
				BOOKS/PUBLICATIONS/FILMS	30-575-5100		$0.00	$0.00
				SUPPLIES	30-575-5300	$2,352.63	$2,000.00	$2,000.00
				SMALL TOOLS	30-575-5305	$145.23	$0.00	$0.00
				FUEL & LUBRICANTS	30-575-5400	$2,498.81	$2,000.00	$2,000.00

				CHEMICALS	30-575-5430	$19,162.72	$25,000.00	$25,000.00
				GOLF COURSE IRRIGATION SEED	30-575-5435	$852.85	$0.00	$0.00
				Total Supplies		$25,012.24	$29,000.00	$29,000.00
				Services				
				TESTING SERVICES	30-575-6125	$10,992.10	$12,000.00	$14,000.00
				CONTRACTUAL SERVICES	30-575-6135	$8,047.52	$10,000.00	$10,000.00
				MISCELLANEOUS SERVICES	30-575-6500		$0.00	$0.00
				MAINTENANCE AGREEMENT (SCAD	30-575-6540	$239.00	$240.00	$240.00
				DISPOSAL SERVICE	30-575-6600	$13,980.00	$18,000.00	$18,000.00
				Case Skid Loader	30-575-9801			$0.00
				Total Services		$33,258.62	$40,240.00	$42,240.00
			Total Sewer Plant			$349,462.15	$393,849.00	$437,332.84
		Total Sewer				$1,541,930.33	$1,107,457.00	$1,148,520.68
		Effluent Disposal						
			Fixed Assets					
				MACHINERY & EQUIPMENT	30-577-9720		$0.00	$52,985.00
				IRRIGATION SYSTEM EXPANSION	30-577-9725		$0.00	$0.00
				OFFICE EQUIPMENT	30-577-9730		$0.00	$0.00
				TRACTOR - PRINCIPAL	30-577-9736		$0.00	$0.00
				TRACTOR - INTEREST	30-577-9737		$0.00	$0.00
				FAIRWAY MOWER - PRINCIPAL	30-577-9748		$0.00	$0.00
				FAIRWAY MOWER - INTEREST	30-577-9749		$0.00	$0.00
				Service Truck	30-577-9801			$0.00
				COLORADO PICK-UP TRUCK-PRIN	30-577-9810		$0.00	$0.00
				COLORADO PICK-UP TRUCK - IN	30-577-9811		$0.00	$0.00
				KUBOTA UTILITY VEHICLE-PRIN	30-577-9812		$0.00	$0.00
				KUBOTA UTILITY VEHICLE-INTE	30-577-9813		$0.00	$0.00
				KUBOTA TRACTOR-PRINCIPAL	30-577-9814		$0.00	$0.00
				KUBOTA TRACTOR-INTEREST	30-577-9815		$0.00	$0.00
				SHREDDER-PRINCIPAL	30-577-9816		$0.00	$0.00
				SHREDDER-INTEREST	30-577-9817		$0.00	$0.00

				ROCK BUCKET-PRINCIPAL	30-577-9818		$0.00	$0.00
				ROCK BUCKET-INTEREST	30-577-9819		$0.00	$0.00
			Total Fixed Assets			$0.00	$0.00	$52,985.00
			Personnel Services					
				ACCRUED SALARY (AUDITOR ADJ	30-577-1000		$0.00	$0.00
				STATE UNEMPLOYMENT TAX	30-577-1010	$30.57	$535.00	$588.60
				SOCIAL SECURITY / MEDICARE	30-577-1020	$8,148.74	$8,591.00	$9,516.07
				TMRS	30-577-1030	$16,228.34	$9,389.00	$10,399.26
				HEALTH, DENTAL & LIFE INS.	30-577-1050	$23,661.49	$29,597.00	$32,556.70
				HEALTH REIMBURSEMENT ACCOUN	30-577-1060	$1,928.50	$1,962.00	$1,962.00
				WORKERS COMPENSATION	30-577-1070	$426.85	$470.00	$517.00
				LONGEVITY PAY	30-577-1145	$346.01	$381.00	$449.82
				REWARDS PROGRAM	30-577-1146	$1,619.64	$1,215.00	$1,214.73
				WORK BOOT ALLOWANCE	30-577-1147	$719.80	$540.00	$539.85
				CELL PHONE STIPEND	30-577-1148		$0.00	$600.00
				OVERTIME	30-577-1274	$8,112.13	$8,000.00	$8,000.00
				COLA PAY INCREASE	30-577-1405		$2,108.00	$1,303.82
				PAY PLAN INCREASES	30-577-1500		$0.00	$0.00
				EFFLUENT IRRIGATION OPERATO	30-577-1560	$39,488.77	$39,609.00	$40,765.92
				EFFLUENT CREW LEADER	30-577-1561	$1,794.59	$0.00	$0.00
				EFFLUENT LABORER	30-577-1570	$53,821.53	$61,360.00	$71,622.72
				STANDBY TIME	30-577-1591	$799.50	$1,200.00	$1,200.00
				MERIT INCREASES	30-577-1600		$2,577.00	$3,911.46
			Total Personnel Services			$157,126.46	$167,534.00	$185,147.95
			Operations and Maintenance					
				LIABILITY & PROPERTY INS	30-577-4000	$2,621.69	$3,000.00	$3,300.00
				UNIFORMS	30-577-4110	$1,575.07	$1,500.00	$1,500.00
				TRAVEL	30-577-4200	$298.23	$500.00	$500.00
				EDUCATION	30-577-4300	$1,600.00	$1,700.00	$1,700.00
				RENTAL / LEASE EXPENSE	30-577-4570	$24,967.75	$0.00	$0.00
				TELEPHONE	30-577-4600	$1,784.78	$2,000.00	$1,500.00
				ELECTRIC	30-577-4650	$33,239.58	$41,000.00	$41,000.00
				MAINTENANCE & REPAIRS	30-577-4700	$7,020.01	$10,000.00	$10,400.00

				IRRIGATION MAINT. & REPAIRS	30-577-4705	$486.50	$2,500.00	$2,500.00
				UNANTICIPATED MAINT / REPAI	30-577-4715	$1,132.17	$2,500.00	$2,500.00
				EQUIP/VEHICLE MAINT/REPAIRS	30-577-4725	$1,461.16	$2,000.00	$2,000.00
				VEHICLE SAFETY EQUIPMENT	30-577-4730		$1,500.00	$2,000.00
				MISCELLANEOUS EXPENSE	30-577-4750	$1,889.62	$2,500.00	$2,500.00
				IT EXPENSE	30-577-4825		$0.00	$0.00
			Total Operations and Maintenance			$78,076.56	$70,700.00	$71,400.00
			Supplies					
				SUPPLIES	30-577-5300	$2,216.04	$5,000.00	$6,000.00
				SUPPLIES - SMALL TOOLS	30-577-5305	$93.82	$0.00	$0.00
				FUEL & LUBRICANTS	30-577-5400	$4,093.71	$7,000.00	$7,000.00
				CHEMICALS	30-577-5430	$1,428.16	$3,000.00	$3,000.00
				GOLF COURSE SEED LVGC	30-577-5435		$0.00	$0.00
				OTHER MATERIALS & SUPPLIES	30-577-5450		$0.00	$0.00
			Total Supplies			$7,831.73	$15,000.00	$16,000.00
			Services					
				TESTING SERVICES	30-577-6125	$1,162.00	$3,000.00	$3,000.00
				CONTRACTUAL SERVICES	30-577-6135	$9,949.08	$8,000.00	$8,000.00
				BULK WATER	30-577-6430	$524.64	$0.00	$0.00
				MISCELLANEOUS SERVICES	30-577-6500	$19,500.00	$0.00	$0.00
			Total Services			$31,135.72	$11,000.00	$11,000.00
		Total Effluent Disposal				$274,170.47	$264,234.00	$336,532.95
		Booster Pump Station						
			Fixed Assets					
				MACHINERY & EQUIPMENT	30-582-9720		$0.00	$0.00
				VEHICLES	30-582-9760		$0.00	$0.00
				1/2 TON CHEVY PICKUP-PRINCI	30-582-9800		$0.00	$0.00
				1/2 TON CHEVY PICKUP-INTERE	30-582-9801		$0.00	$0.00
			Total Fixed Assets			$0.00	$0.00	$0.00
			Personnel Services					

				ACCRUED SALARY (AUDITOR ADJ	30-582-1000		$0.00	$0.00
				STATE UNEMPLOYMENT TAX	30-582-1010	$9.00	$89.00	$98.10
				SOCIAL SECURITY / MEDICARE	30-582-1020	$1,282.81	$1,521.00	$1,340.82
				TMRS	30-582-1030	$2,510.93	$1,662.00	$1,465.26
				HEALTH, DENTAL & LIFE INS	30-582-1050	$3,159.58	$4,406.00	$4,846.60
				HEALTH REIMBURSEMENT ACCOUN	30-582-1060	$275.50	$327.00	$327.00
				WORKERS COMPENSATION	30-582-1070	$53.36	$59.00	$64.90
				LONGEVITY	30-582-1145		$121.00	$34.60
				REWARDS PROGRAM	30-582-1146		$202.00	$202.45
				WORK BOOT ALLOWANCE	30-582-1147		$90.00	$89.98
				CELL PHONE STIPEND	30-582-1148		$0.00	$0.00
				OVERTIME	30-582-1274	$1,235.12	$700.00	$700.00
				COLA PAY INCREASE	30-582-1405		$383.00	$186.20
				PAY PLAN INCREASES	30-582-1500		$0.00	$0.00
				PLANT OPERATOR	30-582-1560	$15,236.95	$18,317.00	$16,050.00
				STANDBY TIME	30-582-1591	$225.00	$450.00	$450.00
				MERIT INCREASE	30-582-1600		$468.00	$558.59
			Total Personnel Services			$23,988.25	$28,795.00	$26,414.50
			Operations and Maintenance					
				LIABILITY & PROPERTY INSURA	30-582-4000	$5,732.99	$10,000.00	$11,000.00
				UNIFORMS	30-582-4110	$258.31	$200.00	$200.00
				TRAVEL	30-582-4200	$159.97	$150.00	$150.00
				EDUCATION	30-582-4300	$400.00	$500.00	$500.00
				RENTAL/LEASE	30-582-4570		$0.00	$0.00
				TELEPHONE/INTERNET	30-582-4600	$34.52	$600.00	$400.00
				ELECTRICITY	30-582-4650	$30,606.16	$38,000.00	$38,000.00
				MAINTENANCE & REPAIRS	30-582-4700	$8,806.05	$10,000.00	$13,500.00
				UNANTICIPATED MAINT/REPAIRS	30-582-4715	$14,078.88	$10,000.00	$10,000.00
				VEHICLE MAINTENENCE/REPAIRS	30-582-4725	$736.12	$750.00	$750.00
				VEHICLE SAFETY EQUIPMENT	30-582-4730	$1,175.98	$750.00	$750.00
				MISCELLANEOUS EXPENSE	30-582-4750	$67.93	$500.00	$500.00
				IT EXPENSE	30-582-4825		$0.00	$0.00
			Total Operations and Maintenance			$62,056.91	$71,450.00	$75,750.00

			Supplies					
				SUPPLIES	30-582-5300	$133.91	$750.00	$750.00
				SMALL TOOLS	30-582-5305	$15.06	$750.00	$750.00
				FUEL/LUBRICANTS	30-582-5400	$2,351.06	$2,000.00	$2,000.00
				CHEMICALS	30-582-5430	$1,479.23	$1,800.00	$1,800.00
			Total Supplies			$3,979.26	$5,300.00	$5,300.00
			Services					
				ENGINEERING & PLANNING SRVC	30-582-6130		$0.00	$0.00
				CONTRACTUAL SERVICES	30-582-6135	$1,619.26	$2,500.00	$3,000.00
				MISCELLANEOUS SERVICES	30-582-6500	$2,839.57	$3,000.00	$2,000.00
				MAINTENANCE AGREEMENTS	30-582-6540		$0.00	$0.00
			Total Services			$4,458.83	$5,500.00	$5,000.00
		Total Booster Pump Station				$94,483.25	$111,045.00	$112,464.50
		Lift Stations						
			Fixed Assets					
				MACHINERY & EQUIPMENT	30-584-9720		$0.00	$0.00
				VEHICLES	30-584-9760		$0.00	$0.00
				1/2 TON CHEVY PICKUP-PRINCI	30-584-9800		$0.00	$0.00
				1/2 TON CHEVY PICKUP-INTERE	30-584-9801		$0.00	$0.00
			Total Fixed Assets			$0.00	$0.00	$0.00
			Personnel Services					
				ACCRUED SALARY (AUDITOR ADJ	30-584-1000		$0.00	$0.00
				STATE UNEMPLOYMENT TAX	30-584-1010		$89.00	$98.10
				SOCIAL SECURITY / MEDICARE	30-584-1020	$1,282.74	$1,521.00	$1,340.82
				TMRS	30-584-1030	$2,510.99	$1,662.00	$1,465.26
				HEALTH, DENTAL & LIFE INS	30-584-1050	$3,147.71	$4,406.00	$4,846.60
				HEALTH REIMBURSEMENT ACCOUN	30-584-1060	$275.50	$327.00	$327.00
				WORKERS COMPENSATION	30-584-1070	$53.36	$59.00	$64.90
				LONGEVITY	30-584-1145		$121.00	$34.60
				REWARDS PROGRAM	30-584-1146		$202.00	$202.46
				WORK BOOT ALLOWANCE	30-584-1147		$90.00	$89.97

				CELL PHONE STIPEND	30-584-1148		$0.00	$0.00
				OVERTIME	30-584-1274	$1,235.15	$700.00	$700.00
				COLA PAY INCREASE	30-584-1405		$383.00	$186.20
				PAY PLAN INCREASE	30-584-1500		$0.00	$0.00
				PLANT OPERATOR	30-584-1560	$15,237.15	$18,317.00	$16,050.00
				STANDBY TIME	30-584-1591	$225.00	$450.00	$450.00
				MERIT INCREASE	30-584-1600		$468.00	$558.59
			Total Personnel Services			$23,967.60	$28,795.00	$26,414.50
			Supplies					
				SUPPLIES	30-584-5300	$235.18	$750.00	$1,000.00
				SMALL TOOLS	30-584-5305	$55.95	$150.00	$150.00
				FUEL/LUBRICANTS	30-584-5400	$2,211.99	$1,800.00	$1,800.00
				CHEMICALS	30-584-5430	$534.99	$7,000.00	$15,000.00
			Total Supplies			$3,038.11	$9,700.00	$17,950.00
			Services					
				CONTRACTUAL SERVICES	30-584-6135	$5,676.50	$10,000.00	$10,000.00
				MISCELLANEOUS SERVICES	30-584-6500	$3,002.00	$10,000.00	$10,000.00
				MAINTENANCE AGGREEMENTS	30-584-6540		$0.00	$0.00
			Total Services			$8,678.50	$20,000.00	$20,000.00
			Operations and Maintenance					
				LIABILITY & PROPERTY INS	30-584-4000	$1,227.99	$10,000.00	$11,000.00
				UNIFORMS	30-584-4110	$58.08	$350.00	$490.00
				TRAVEL	30-584-4200	$16.00	$150.00	$150.00
				EDUCATION	30-584-4300	$161.00	$500.00	$500.00
				TELEPHONE/INTERNET	30-584-4600	$34.52	$600.00	$200.00
				ELECTRICITY	30-584-4650	$25,188.31	$42,000.00	$30,000.00
				MAINTENANCE & REPAIRS	30-584-4700	$12,721.02	$25,000.00	$25,000.00
				UNANTICIPATED MAINT/REPAIRS	30-584-4715	$8,511.72	$40,000.00	$40,000.00
				VEHICLE MAINTENANCE/REPAIRS	30-584-4725	$41.45	$500.00	$500.00
				VEHICLE SAFETY EQUIPMENT	30-584-4730	$1,176.00	$1,500.00	$500.00
				MISCELLAEOUS EXPENSE	30-584-4750		$350.00	$350.00
			Total Operations and Maintenance			$49,136.09	$120,950.00	$108,690.00

		Total Lift Stations				$84,820.30	$179,445.00	$173,054.50
		Public Works						
			Public Works Admin					
				Fixed Assets				
				FIXED ASSETS	30-559-9700		$0.00	$31,000.00
				OFFICE EQUIPMENT/SOFTWARE	30-559-9730		$0.00	$0.00
				Total Fixed Assets			$0.00	$31,000.00
				Personnel Services				
				STATE UNEMPLOYMENT TAX	30-559-1010	$27.00	$713.00	$784.80
				SOCIAL SECURITY / MEDICARE	30-559-1020	$17,913.38	$20,177.00	$20,445.89
				TMRS	30-559-1030	$35,480.30	$22,050.00	$22,343.48
				HEALTH INSURANCE	30-559-1050	$26,086.83	$41,570.00	$45,727.00
				HEALTH REIMBURSEMENT ACCOUN	30-559-1060	$1,928.50	$2,616.00	$2,616.00
				WORKERS COMPENSATION	30-559-1070	$3,406.15	$3,747.00	$4,121.70
				GIS ASSISTANT	30-559-1130		$34,320.00	$37,440.00
				CELL PHONE ALLOWANCE	30-559-1144	$780.60	$1,380.00	$780.00
				LONGEVITY	30-559-1145	$1,003.45	$450.00	$588.22
				REWARDS PROGRAM	30-559-1146	$1,214.73	$1,620.00	$1,619.64
				WORK BOOT ALLOWANCE	30-559-1147	$359.90	$180.00	$179.95
				CELL PHONE STIPEND	30-559-1148		$0.00	$1,200.00
				OVERTIME	30-559-1274		$0.00	$0.00
				DIRECTOR OF PUBLIC WORKS	30-559-1300	$113,438.70	$111,440.00	$113,445.55
				ASST DIRECTOR OF PUBLIC WOR	30-559-1301	$103,922.20	$0.00	$0.00
				CAR ALLOWANCE	30-559-1302	$3,927.71	$6,000.00	$9,900.00
				PUBLIC WORKS ADMIN ASST	30-559-1303	$37,685.02	$43,362.00	$45,113.12
				GRADUATE ENGINEER	30-559-1310		$65,000.00	$57,000.00
				MERIT INCREASE	30-559-1400		$6,486.00	$8,805.11
				COLA PAY INCREASE	30-559-1405		$5,307.00	$2,935.04
				PAY PLAN INCREASES	30-559-1500		$0.00	$0.00
				Total Personnel Services		$347,174.47	$366,418.00	$375,045.50
				Operations and Maintenance				

				LIABILITY/PROPERTY IMSURANC	30-559-4000	$11,305.91	$22,000.00	$25,000.00
				UNIFORMS	30-559-4110	$628.06	$1,000.00	$1,000.00
				TRAVEL	30-559-4200	$4,621.35	$1,700.00	$1,700.00
				EDUCATION	30-559-4300	$2,597.43	$5,000.00	$8,000.00
				DUES	30-559-4400	$4,250.00	$5,000.00	$5,000.00
				NOTARY BONDS	30-559-4420		$0.00	$0.00
				TELEPHONE/INTERNET	30-559-4600	$3,653.47	$3,100.00	$3,100.00
				MAINTENANCE & REPAIRS	30-559-4700	$249.38	$500.00	$500.00
				VEHICLE MAIN/REPAIRS	30-559-4725	$449.48	$1,100.00	$1,100.00
				MISCELLANEOUS EXPENSE	30-559-4750	$2,425.98	$3,000.00	$4,000.00
				INFORMATION TECHNOLOGY	30-559-4825	$14,938.13	$15,000.00	$20,000.00
				Total Operations and Maintenance		$45,119.19	$57,400.00	$69,400.00
				Supplies				
				BOOKS/PUBLICATIONS	30-559-5100	$5,408.13	$2,000.00	$2,500.00
				POSTAGE	30-559-5200	$43.61	$100.00	$100.00
				SUPPLIES	30-559-5300	$2,797.86	$3,000.00	$4,000.00
				Replace Admin Truck	30-559-5301			$0.00
				Vehicle Safety Equipment	30-559-5302			$0.00
				FUEL/LUBRICANTS	30-559-5400	$1,014.86	$1,500.00	$1,500.00
				Total Supplies		$9,264.46	$6,600.00	$8,100.00
				Services				
				PROFESSIONAL SERVICES	30-559-6100	$9,368.66	$7,500.00	$15,000.00
				LEGAL SERVICES	30-559-6120	$9,534.65		$0.00
				CONTRACT SERVICES	30-559-6135	$38,312.31	$45,000.00	$35,000.00
				Total Services		$57,215.62	$52,500.00	$50,000.00
			Total Public Works Admin			$458,773.74	$482,918.00	$533,545.50
		Total Public Works				$458,773.74	$482,918.00	$533,545.50
		Utility Fund Transfer						
			Fixed Assets					
				UTILITY TRANSFER TO HLGC	30-579-3780		$0.00	$0.00

				UTILITY TRANSFER TO LVGC	30-579-9775		$0.00	$0.00
				UTILITY TRANSFER TO HLGC	30-579-9780		$0.00	$0.00
				TRANS UTILITY FUND TO CIP	30-586-9768			$2,218,151.00
			Total Fixed Assets			$0.00	$0.00	$2,218,151.00
		Total Utility Fund Transfer				$0.00	$0.00	$2,218,151.00
		Transfer to Debt Service						
			Fixed Assets					
				TRANSFER TO DEBT SERVICE	30-557-9760		$0.00	$0.00
			Total Fixed Assets			$0.00	$0.00	$0.00
		Total Transfer to Debt Service				$0.00	$0.00	$0.00
		Depreciation						
				DEPRECIATION	30-585-8505		$0.00	$0.00
		Total Depreciation				$0.00	$0.00	$0.00
		Debt Service						
			Fixed Assets					
				2016A REFUNDING TAX NOTE-IN	30-585-9833		$0.00	$0.00
				2016B REFUNDING TAX NOTE-IN	30-585-9835		$0.00	$0.00
				2017 CO-INTEREST	30-585-9837		$0.00	$0.00
			Total Fixed Assets			$0.00	$0.00	$0.00
			Operations and Maintenance					
				UNIFORMS	30-585-4110		$0.00	$0.00
			Total Operations and Maintenance			$0.00	$0.00	$0.00
		Total Debt Service				$0.00	$0.00	$0.00
	Total Expenditures					$13,426,528.30	$6,453,090.00	$9,325,137.00

Fund			Description	ACCOUNT ID	FY19 Actual	FY20 Budgeted	FY21 Approved
Capital Improvement Projects							
	Revenue Source						
		Capital Improvement					
			LOGIC RETAINAGE INTEREST	40-480-1125		$0.00	$0.00
			LOGIC 2000 & 2003 DEBT SVC	40-480-1135		$0.00	$0.00
			LOGIC 2001 G/O BOND INT	40-480-1145		$0.00	$0.00
			2005 G/O REFUND BOND INT	40-480-1155		$0.00	$0.00
			LOGIC 2006 C/O BOND INT	40-480-1165		$0.00	$0.00
			JONESTOWN FM/EFFLUENT	40-480-1172		$0.00	$0.00
			LOGIC 2008 C/O BOND INT	40-480-1175		$0.00	$0.00
			INVESTMENT INTEREST	40-480-1176	$47.84	$0.00	$0.00
			WULA SETTLEMENT INTEREST	40-480-1180		$0.00	$0.00
			LVISD UTILITY IMPROVEMENTS	40-480-1181		$0.00	$0.00
			HOLLOWS/CENTEX LOC INTEREST	40-480-1182		$0.00	$0.00
			PID OFF SITE UTILITIES INTE	40-480-1183		$0.00	$0.00
			JONESTOWN FM/EFFLUENT INTER	40-480-1184		$0.00	$0.00
			LCRA HOLLOWS WATER QUALITY	40-480-1185	$4,581.32	$0.00	$0.00
			DROUGHT EMERGENCY FUND INTE	40-480-1186		$0.00	$0.00
			AIRPORT TAXIWAY INTEREST	40-480-1187	$0.50	$0.00	$0.00
			AUSTIN BLVD PAVING INTEREST	40-480-1188	$674.22	$0.00	$0.00
			2014 CERT OF OBLIGATION INT	40-480-1189		$0.00	$0.00
			2015 TAX NOTE INTEREST	40-480-1190	$248.90	$0.00	$0.00
			2015 OTWELL LAND ACQUISITIO	40-480-1191		$0.00	$0.00
			2017 CO RECEIVING ACCOUNT I	40-480-1192	$90.65	$0.00	$0.00
			WWTP IMPROVEMENTS INTEREST	40-480-1193	$68,875.10	$0.00	$0.00
			SAFE ROUTES TO SCHOOL INTER	40-480-1194		$0.00	$0.00
			TRAFFIC SIGNAL-LOHMAN/BOGGY	40-480-1195	$56.85	$0.00	$0.00
			CAMILLE & DAWN INTERSECTION	40-480-1196	$1,514.23	$0.00	$0.00
			AIRPORT PROPERTY AQUISITION	40-480-1197	$3,673.83	$0.00	$0.00
			AIRPORT TIE DOWNS INTEREST	40-480-1198	$340.18	$0.00	$0.00
			LV CLUBHOUSE REPAIRS INTERE	40-480-1199		$0.00	$0.00
			WATER QUALITY IMPROVEMENTS	40-480-1200	$2,382.40	$0.00	$0.00
			LIFT STATION SCADA IMPROV I	40-480-1201	$1,026.67	$0.00	$0.00
			VETERANS PARK INTEREST	40-480-1202		$0.00	$0.00

			SPORTS COMPLEX IMPROVEMENTS	40-480-1203		$0.00	$0.00
			STREET REHAB PROJECT INTERE	40-480-1204		$0.00	$0.00
			WATER MASTER PLAN #1 RECOM	40-480-1205	$47,669.01	$0.00	$0.00
			WTP #2 DEMOLITION INTEREST	40-480-1206	$616.09	$0.00	$0.00
			2018 LCRA REUSE WTR GRNT PR	40-480-1207	$742.69	$0.00	$0.00
			TOWN CENTER DEVELOPMENT INT	40-480-1208	$9,958.53	$0.00	$0.00
			COLV - EMPLOYEE BENEFITS TR	40-480-1209		$0.00	$0.00
			CCN APPLICATION INTEREST	40-480-1210	$209.11	$0.00	$0.00
			WATERLINE TO CITY PARK INTE	40-480-1211		$0.00	$0.00
			LEAK DETECTION SURVEY INTER	40-480-1212		$0.00	$0.00
			PUBLIC WORKS BREAKROOM INTE	40-480-1213		$0.00	$0.00
			GOLF COURSE RECONSTRUCTION	40-480-1214		$0.00	$0.00
			CENTEX (HOLLOWS) INT INCOME	40-480-1410		$0.00	$0.00
			PID CIP ESCROW FOR 8204	40-480-1603		$0.00	$0.00
			JONESTOWN CIP 8209 ESCROW	40-480-1604		$0.00	$0.00
			GOLF COURSE MAHOGANY DONATI	40-480-7102		$0.00	$0.00
			WULA SETTLEMENT	40-480-7103		$0.00	$0.00
			1431 TESSERA - HINES	40-480-7104		$0.00	$0.00
			GRANTS	40-480-7105	$678,366.19	$500,000.00	$1,587,500.00
			PID CIP REVENUE ACCOUNT	40-480-7106		$0.00	$0.00
			LVISD CIP REVENUE ACCOUNT	40-480-7107		$0.00	$0.00
			JONESTOWN FM/EFFLUENT CIP R	40-480-7108		$0.00	$0.00
			LCRA HOLLOWS WATER QUALITY	40-480-7109		$0.00	$0.00
			NORTHSHORE HOMES - BRIAN AT	40-480-7110		$0.00	$0.00
			AIRPORT POA	40-480-7111		$0.00	$0.00
			HOLLOW/CENTEX	40-480-7112		$0.00	$0.00
			2015 WTP #1 REHAB TAX NOTE	40-480-7113		$0.00	$0.00
			2015 OTWELL LAND ACQUISITON	40-480-7114		$0.00	$0.00
			06 AIRPORT CIP MATCHING FUN	40-480-7900		$0.00	$0.00
			BOND PROCEEDS	40-480-7911		$0.00	$0.00
			PREMIUM/DISCOUNT BOND ISSUE	40-480-7916		$0.00	$0.00
			TRANSFER WATER IMPACT FEES	40-480-7920		$0.00	$700,000.00
			TRANS WASTEWATER IMPACT FEE	40-480-7930		$0.00	$750,000.00
			TRANS GENERAL FUND TO CIP	40-480-9100			$3,100,871.00
			TRANS UTILITY FUND TO CIP	40-480-9200			$2,218,151.00

			TRANSFER FROM PARK FUND	40-480-9300			$589,998.00
		Total Capital Improvement			$821,074.31	$500,000.00	$8,946,520.00
		Accumulated Interest					
			TRANS WATER IMPACT FEE INTE	40-480-7925		$22,500.00	$22,500.00
			TRAN WASTEWATER IMPACT FEE	40-480-7935		$22,500.00	$22,500.00
			VARIOUS ACCRUED INTEREST	40-480-7950		$120,000.00	$0.00
			EXISTING INVESTOR'S FUNDS	40-480-7975		$5,000,000.00	$1,500,527.00
			TRANSFER IN	40-480-9000		$1,570,566.00	$0.00
		Total Accumulated Interest			$0.00	$6,735,566.00	$1,545,527.00
	Total Revenue Source				$821,074.31	$7,235,566.00	$10,492,047.00
	Expenditures						
		Capital Improvement Projects					
			2000 Cert of Ob				
			WW EFFLUENT POND	40-580-5760		$0.00	$0.00
			PLANS	40-580-5775		$0.00	$0.00
			99 c/o ENG DESIGN/PLANNING	40-580-5800		$0.00	$0.00
			99 c/o LV GOLF COURSE IRRIG	40-580-5860		$0.00	$0.00
			99 c/o HL INN STANDBY GENER	40-580-5870		$0.00	$0.00
			99 C/O WWTP STRUCTURE RETRO	40-580-5875		$0.00	$0.00
			00 c/o GENERAL FUND LABOR	40-580-5909		$0.00	$0.00
			00 c/o WTR PLANT ONE IMPROV	40-580-5910		$0.00	$0.00
			00 c/o ELV STORE TANK REPAI	40-580-5920		$0.00	$0.00
			00 c/o 16" WTR SUPPLY LINE	40-580-5921		$0.00	$0.00
			00 c/o LAND PURCHASES	40-580-5930		$0.00	$0.00
			00 c/o BOONE DRIVE LIFT STA	40-580-5940		$0.00	$0.00
			00 c/o LV GOLF IRRIGATION I	40-580-5950		$0.00	$0.00
			00 c/o HL GOLF EFLU POND/PU	40-580-5960		$0.00	$0.00
			00 c/o WASTE WTR PLANT 2 CO	40-580-5970		$0.00	$0.00
			00 c/o LIFT STATIONS (4)	40-580-5975		$0.00	$0.00
			00 c/o RELAY PUMP STATION C	40-580-5976		$0.00	$0.00
			00 c/o IMPACT FEE STUDY	40-580-5977		$0.00	$0.00
			00 c/o EFF IRRIGATION PERMI	40-580-5978		$0.00	$0.00

			00 c/o UPDATE MAPS/MODELS	40-580-5979		$0.00	$0.00
			00 c/o MISC WATER SYS IMPRO	40-580-5980		$0.00	$0.00
			00 c/o CIP CONTRACT ROCK SA	40-580-5981		$0.00	$0.00
			00 c/o CIP PIPE (7500 IF *2	40-580-5982		$0.00	$0.00
			00 c/o CIP VALVES AND FITTI	40-580-5983		$0.00	$0.00
			00 c/o CIP FIRE HYDRANTS	40-580-5984		$0.00	$0.00
			00 c/o CIP SAND, CONCRETE,	40-580-5985		$0.00	$0.00
			00 c/o CIP HOT MIX AND BASE	40-580-5986		$0.00	$0.00
			00 c/o MV FORCE MAIN OVERSI	40-580-5987		$0.00	$0.00
			00 c/o EFF TRAN LINE DESIGN	40-580-5988		$0.00	$0.00
			00 c/o RELAY PUMP STATION D	40-580-5989		$0.00	$0.00
			00 c/o WASTEWATER SYS IMPRO	40-580-5990		$0.00	$0.00
			00 c/o WWTP PUMP STATION DE	40-580-5991		$0.00	$0.00
			00 c/o CB EFF POND DESIGN E	40-580-5992		$0.00	$0.00
			00 c/o CB IRRIGATION SYSTEM	40-580-5993		$0.00	$0.00
			00 c/o IRRIGATION PUMP STAT	40-580-5994		$0.00	$0.00
			00 c/o EFF TRANS LINE CONST	40-580-5995		$0.00	$0.00
			00 c/o WWTP PUMP STATION CO	40-580-5996		$0.00	$0.00
			00 c/o PANT IMPROVE PHSE I	40-580-5997		$0.00	$0.00
			00 c/o PLANT IMPROVE PHSE I	40-580-5998		$0.00	$0.00
			00 c/o REIMBURSE UTILITY FU	40-580-5999		$0.00	$0.00
			Total 2000 Cert of Ob			$0.00	$0.00
			2003 Cert of Ob				
			03 c/o CB EFF POND CONSTRUC	40-580-6110		$0.00	$0.00
			03 c/o CB IRRIGATION SYSTEM	40-580-6111		$0.00	$0.00
			03 c/o CB FENCING	40-580-6112		$0.00	$0.00
			03 c/o CB PROPERTY AQUISITI	40-580-6113		$0.00	$0.00
			03 c/o WASTEWATER PERMIT	40-580-6114		$0.00	$0.00
			03 c/o 8 " SWR FORCE MAIN D	40-580-6115		$0.00	$0.00
			03 c/o 8" SWR FORCE MAIN CO	40-580-6116		$0.00	$0.00
			03 c/o 12" WATERLINE DESIGN	40-580-6117		$0.00	$0.00
			03 c/o 12" WATERLINE CONSTR	40-580-6118		$0.00	$0.00
			03 c/o COST OF ISSUANCE	40-580-6119		$0.00	$0.00
			03 c/o CB IRRIG PUMP STATIO	40-580-6120		$0.00	$0.00

			03 c/o CB MANHOLE REHAB PRO	40-580-6121		$0.00	$0.00
			03 c/o ALLEGIENCE PUMP STAT	40-580-6122		$0.00	$0.00
			03 c/o EXTENSION ENGINEERIN	40-580-6123		$0.00	$0.00
			03 c/o 8 " WTR LINE EXTENSI	40-580-6124		$0.00	$0.00
			03 c/o 3" WASTEWTR LINE EXT	40-580-6125		$0.00	$0.00
			03 c/o REIMB UTILITY FUND	40-580-6126		$0.00	$0.00
			03 C/O RETAINAGE EXPENSE	40-580-6127		$0.00	$0.00
			BOND ISSUANCE COSTS	40-580-6991		$0.00	$0.00
			Total 2003 Cert of Ob			$0.00	$0.00
			2006 Cert of Ob				
			06 Property Acquisition	40-580-7100		$0.00	$0.00
			06 Golf Course Acquisition	40-580-7102		$0.00	$0.00
			06 Wtr Tran Main WTP1 Des/E	40-580-7111		$0.00	$0.00
			06 Wtr Tran Main WTP1 Const	40-580-7112		$0.00	$0.00
			06 Replace Lower Bar K Tank	40-580-7202		$0.00	$0.00
			06 Repaint Int Golf Ball Ta	40-580-7204		$0.00	$0.00
			06 WTP 1 Improvements	40-580-7206		$0.00	$0.00
			06 WTP 2 Improve (trans pum	40-580-7208		$0.00	$0.00
			06 Retro-Fit Tallon Tanks	40-580-7210		$0.00	$0.00
			06 Centex Pres Plane 10 Pum	40-580-7212		$0.00	$0.00
			06 Centex Pres Plane 4-A Pu	40-580-7214		$0.00	$0.00
			06 Lohmans Ground Stor Tank	40-580-7216		$0.00	$0.00
			06 Lohmans Pumps & Tanks	40-580-7218		$0.00	$0.00
			06 CITY HALL REMODEL	40-580-7220		$0.00	$0.00
			06 WTP Exp & PS Design/Eng	40-580-7301		$0.00	$0.00
			06 WTP Exp Const (2.0MGD)	40-580-7302		$0.00	$0.00
			06 WTP #1 BPStat (w/WTP exp	40-580-7304		$0.00	$0.00
			06 Extensions Engineering	40-580-7401		$0.00	$0.00
			06 Misc. Wtr Line Extension	40-580-7402		$0.00	$0.00
			06 Relocate Maintenance Yar	40-580-7500		$0.00	$0.00
			06 High Dr Lift Stat Rebui	40-580-7701		$0.00	$0.00
			06 High Dr Lift Stat Rebuil	40-580-7702		$0.00	$0.00
			06 Misc Swr Line Extensions	40-580-7704		$0.00	$0.00
			06 Cedar Glen Swr Ln Oversi	40-580-7706		$0.00	$0.00

			06 Parkland Acquisition	40-580-7800		$0.00	$0.00
			06 Airport Exp CIP Match Fu	40-580-7900		$0.00	$0.00
			Total 2006 Cert of Ob			$0.00	$0.00
			2008 Cert of Ob				
			Wastewater System Master Plan	40-580			$250,000.00
			Emergency Power	40-580-02			$216,256.00
			WTP1 Raw Water Intake Upgrade	40-580-03			$0.00
			WTP1 Expansion	40-580-04			$0.00
			Water System Balance Project	40-580-05			$250,000.00
			Street Rehab (Microsurfacing)	40-580-07			$985,000.00
			Street Rehab (Overlay)	40-580-08			$905,000.00
			Street Rehab (Fog Seal)	40-580-09			$510,000.00
			Street Rehab (Lohman)	40-580-10			$450,000.00
			Airport T-Hangars	40-580-11			$650,000.00
			LVGC Greens Renovation	40-580-12			$239,115.00
			LVGC Tee Box Renovation	40-580-13			$40,000.00
			LVGC Parking Lot Renovation	40-580-14			$40,000.00
			Bronco WW Line Replacement	40-580-15			$0.00
			Valves and FH Replacement	40-580-16			$200,000.00
			WWTP Expansion	40-580-18			$500,000.00
			Meter System AMI Install	40-580-22			$1,500,000.00
			WTP3 Sludge Pond	40-580-23			$340,000.00
			WTP3 Maintanence Building	40-580-24			$36,650.00
			Municipal Complex Utilities	40-580-25			$105,499.00
			JONESTOWN EFFLUENT LINE	40-580-8210-2008			
			HOLLOWS WATER QUALITY CONST	40-580-8211-2008			
			AUSTIN BOULEVARD PAVING	40-580-8212-2008			
			DROUGHT EMERGENCY STRAW	40-580-8213-2008			
			PURCHASE LOT TAXIWAY/ROLLIN	40-580-8215-2008	$253,121.95		
			WTP #1 REHABILITATION	40-580-8221-2008	$121,350.38		
			OTWELL LAND ACQUISITION	40-580-8224-2008			
			SAFE ROUTES/SCHOOLS-SIDEWAL	40-580-8226-2008	$118,744.61		
			WWTP IMPROVEMENTS	40-580-8228-2008	$362,234.87		
			TRAFFIC SIGNAL LOHMAN/BOGGY	40-580-8230-2008			

			WATER SYSTEM MASTER PLAN	40-580-8231-2008			
			RADIO STATION	40-580-8232-2008			
			LAGO VISTA CLUB HOUSE REPAI	40-580-8235-2008	$30,019.17		
			AIRPORT TIE DOWNS	40-580-8236-2008	$98,183.71		
			WATER QUALITY IMPROVEMENTS	40-580-8237-2008			
			LIFT STATION SCADA IMPROVEM	40-580-8238-2008	$12,619.00		
			VETERANS PARK	40-580-8239-2008			
			SPORTS COMPLEX IMPROVEMENTS	40-580-8240-2008			
			STREET REHABILITATION PROGR	40-580-8241-2008			
			WATER MASTER PLAN #1 RECOMM	40-580-8242-2008	$17,335.36		
			LAGO VISTA PARK PROJECT	40-580-8243-2008	$279,389.17		
			WTP#2 DEMOLITION	40-580-8244-2008			
			AIRPORT MOD SPACE BLDG PURC	40-580-8245-2008	$58,911.29		
			BACK UP GENERATOR FOR NETWO	40-580-8246-2008			
			TOWN CENTER DEVELOPMENT	40-580-8247-2008	$68,652.26		
			2018 LCRA REUSE GRANT	40-580-8248-2008	$23,630.17		
			LOHMAN TANK-PART 2	40-580-8249-2008	$307,094.34		
			CIVIC LOOP WATERLINE-PART 3	40-580-8250-2008	$1,173,402.92		
			CONTINUING STREET MAINTENAN	40-580-8251-2008	$274,273.32		
			CCN APPLICATION - IMPACT FE	40-580-8252-2008	$16,247.28		
			IT VIRTUAL CLUSTER BACKUP N	40-580-8253-2008	$14,084.00		
			MOBILE GENERATOR & LIGHTING	40-580-8254-2008	$40,000.00		
			Total 2008 Cert of Ob		$3,269,293.80	$0.00	$7,217,520.00
			2021 Cert of Ob				
			08 CB/GC-IRRIGATION EXPANSI	40-580-8112		$0.00	$0.00
			08 MANHOLE REHABILITATION	40-580-8122		$0.00	$0.00
			08 AIRPORT WTR PRES PLAIN D	40-580-8123		$0.00	$0.00
			08 WTP #1 & 2 IMPROVEMENTS	40-580-8124		$0.00	$0.00
			08 WWTP IMPROVEMENTS	40-580-8126		$0.00	$0.00
			08 POLICE DEPARTMENT BUILDI	40-580-8128		$0.00	$0.00
			08 TRAFFIC SIG @ LOHMAN & D	40-580-8130		$0.00	$0.00
			08 TRANSPORTATION STUDY	40-580-8132		$0.00	$0.00
			08 DRAINAGE MASTER PLAN-PHA	40-580-8134		$0.00	$0.00
			08 SPORTS COMP PARKING EXPA	40-580-8136		$0.00	$0.00

			08 STREET OVERLAYS	40-580-8138		$0.00	$0.00
			08 ADD PUMP / TURNER LIFT S	40-580-8140		$0.00	$0.00
			08 IMPACT FEE STUDY	40-580-8142		$0.00	$0.00
			08 ALLEGIENCE PUMP STATION	40-580-8144		$0.00	$0.00
			08 FIRE HYDRANT REPLACEMENT	40-580-8146		$0.00	$0.00
			08 PROPERTY ACQUISITION	40-580-8148		$0.00	$0.00
			08 WTP #1 CLEAR WELL TANK R	40-580-8150		$0.00	$0.00
			08 TURNER DISCHARGE LINE R&	40-580-8152		$0.00	$0.00
			08 TEMP BARGE & INTAKE PUMP	40-580-8154		$0.00	$0.00
			08 CITY HALL ROOF REPLACEME	40-580-8156		$0.00	$0.00
			08 WW EFFL DISCHARGE PERMIT	40-580-8158		$0.00	$0.00
			09 FM 1431 IMPROVEMENTS CEN	40-580-8160		$0.00	$0.00
			09 AIRPORT WATER LINE EXTEN	40-580-8162		$0.00	$0.00
			09 WTP #3 PROP/EASEMENT/SIT	40-580-8164		$0.00	$0.00
			08 PD BLDG PROP & SITE DEVE	40-580-8166		$0.00	$0.00
			08 BUY DOWN DEBT FROM DEBT	40-580-8168		$0.00	$0.00
			08 RAW WTR INTAKE PUMP REP	40-580-8170		$0.00	$0.00
			10 HIGHLAND LAKES GOLF COUR	40-580-8172		$0.00	$0.00
			LAKESHORE WATER/SEWER/PAVIN	40-580-8173		$0.00	$0.00
			SHORELINE WTER/SEWR/CURB/DR	40-580-8174		$0.00	$0.00
			MV OFFSITE SEWER OVERSIZE	40-580-8175		$0.00	$0.00
			WATER STORAGE TANK PARTICIP	40-580-8176		$0.00	$0.00
			FM 1431 TESSERA IMPROVEMENT	40-580-8177		$0.00	$0.00
			CITY HALL ENERGY EFFICIENCY	40-580-8178		$0.00	$0.00
			POLICE & UTILITY RADIOS	40-580-8179		$0.00	$0.00
			RECOAT ALLEGIANCE TANK	40-580-8180		$0.00	$0.00
			RECOAT WTP1 CLEAR WELL 2 IN	40-580-8181		$0.00	$0.00
			POND 17 SCREEN	40-580-8182		$0.00	$0.00
			REMOTE METER READING	40-580-8183		$0.00	$0.00
			WWTP HEADWORKS SCREEN	40-580-8184		$0.00	$0.00
			WTP 1 & 2 IMPROVEMENTS	40-580-8185		$0.00	$0.00
			REPLACE DUCTILE WTR LINE-DA	40-580-8186		$0.00	$0.00
			REMOTE WATER METER SYST PH	40-580-8187		$0.00	$0.00
			HOLLOWS LIFT STATION	40-580-8188		$0.00	$0.00
			LIBRARY EXPANSION	40-580-8189		$0.00	$0.00

			BUTLER STANDPIPE REPAIRS	40-580-8190		$0.00	$0.00
			UPPER & LOWER BOONE DR LIFT	40-580-8191		$0.00	$0.00
			TURNER LIFT STATION BIOCUBE	40-580-8192		$0.00	$0.00
			REMOTE WTR METER SYS PH 3	40-580-8193		$0.00	$0.00
			HOLLOWS OFFSITE FORCE MAIN	40-580-8194		$0.00	$0.00
			WASTEWATER FORCE MAIN	40-580-8195		$0.00	$0.00
			ELEVATED WTR STORAGE TANK	40-580-8196		$0.00	$0.00
			16" WATER LINE	40-580-8197		$0.00	$0.00
			ALLEGIANCE BOOSTER PUMP STA	40-580-8198		$0.00	$0.00
			PUBLIC ACCESS SCHOOL FACILI	40-580-8199		$0.00	$0.00
			PID OFFSITE FORCEMAIN UPSIZ	40-580-8200		$0.00	$0.00
			PID WWTP IMPROVEMENTS	40-580-8201		$0.00	$0.00
			PID BAR-K/TURNER IMPROVEMEN	40-580-8202		$0.00	$0.00
			PID TXDOT IMPROVEMENTS	40-580-8203		$0.00	$0.00
			PID WTP #1 UPGRADES	40-580-8204		$0.00	$0.00
			WTP #1 RAW WATER PUMP REPLA	40-580-8205		$0.00	$0.00
			PROPOSED AIRPORT TAXIWAY	40-580-8206		$0.00	$0.00
			WATER METER INSTALLATION	40-580-8207		$0.00	$0.00
			JONESTOWN PUMP & HAUL	40-580-8208		$0.00	$0.00
			JONESTOWN FM/LIFT STATION C	40-580-8209		$0.00	$0.00
			JONESTOWN EFFLUENT LINE	40-580-8210		$0.00	$0.00
			HOLLOWS WATER QUALITY CONST	40-580-8211		$0.00	$0.00
			AUSTIN BOULEVARD PAVING	40-580-8212		$0.00	$0.00
			DROUGHT EMERGENCY STRAW	40-580-8213		$0.00	$0.00
			STREET OVERLAYS	40-580-8214		$0.00	$0.00
			PURCHASE LOT TAXIWAY/ROLLIN	40-580-8215		$0.00	$0.00
			WATER/SEWER IMPACT FEE STUD	40-580-8216		$45,000.00	$55,000.00
			WTP 1 & 2 IMPROVEMENTS	40-580-8217		$0.00	$0.00
			LAKESHORE POINTE EXTENSION	40-580-8218		$0.00	$0.00
			HLGC MOD SPACE BUILDING	40-580-8219		$0.00	$0.00
			AIRPORT ACTION PLAN	40-580-8220		$0.00	$0.00
			WTP #1 REHABILITATION	40-580-8221		$0.00	$0.00
			BRONCO LANE STREET REPAIR	40-580-8222		$0.00	$0.00
			COMPREHENSIVE PLAN UPDATE	40-580-8223		$0.00	$0.00
			OTWELL LAND ACQUISITION	40-580-8224		$0.00	$0.00

			CART PATH REPLACEMENT	40-580-8225		$0.00	$0.00
			SAFE ROUTES/SCHOOLS-SIDEWAL	40-580-8226		$0.00	$0.00
			SHADE STRUCTURE - BALLFIELD	40-580-8227		$0.00	$0.00
			WWTP IMPROVEMENTS	40-580-8228		$3,296,634.00	$939,000.00
			CAMILLE & DAWN INTERESECTIO	40-580-8229		$0.00	$0.00
			TRAFFIC SIGNAL LOHMAN/BOGGY	40-580-8230		$0.00	$0.00
			WATER SYSTEM MASTER PLAN	40-580-8231		$0.00	$0.00
			RADIO STATION	40-580-8232		$0.00	$0.00
			PAVING MASTER PLAN	40-580-8233		$0.00	$0.00
			WASTEWATER SYSTEM MASTER PL	40-580-8234		$0.00	$0.00
			LAGO VISTA CLUB HOUSE REPAI	40-580-8235		$0.00	$0.00
			AIRPORT TIE DOWNS	40-580-8236		$0.00	$0.00
			WATER QUALITY IMPROVEMENTS	40-580-8237		$0.00	$0.00
			LIFT STATION SCADA IMPROVEM	40-580-8238		$21,892.00	$25,000.00
			VETERANS PARK	40-580-8239		$0.00	$0.00
			SPORTS COMPLEX IMPROVEMENTS	40-580-8240		$0.00	$0.00
			WATER MASTER PLAN #1 RECOMM	40-580-8242		$263,025.00	$0.00
			LAGO VISTA PARK PROJECT	40-580-8243		$1,545,937.00	$1,360,000.00
			WTP#2 DEMOLITION	40-580-8244		$0.00	$0.00
			AIRPORT MOD SPACE BLDG	40-580-8245		$0.00	$0.00
			BACK UP GENERATOR FOR NETWO	40-580-8246		$0.00	$0.00
			TOWN CENTER DEVELOPMENT	40-580-8247		$1,504,394.00	$775,527.00
			2018 LCRA REUSE GRANT	40-580-8248		$24,850.00	$0.00
			LOHMAN TANK-PART 2	40-580-8249		$240,000.00	$0.00
			CIVIC LOOP WATERLINE-PART 3	40-580-8250		$272,000.00	$0.00
			CONTINUING STREET MAINTENAN	40-580-8251		$1,000,000.00	$0.00
			CCN APPLICATION - IMPACT FE	40-580-8252		$18,000.00	$0.00
			IT VIRTUAL CLUSTER BACKUP N	40-580-8253		$0.00	$0.00
			MOBILE GENERATOR & LIGHTING	40-580-8254		$0.00	$0.00
			IT NETWORK PENETRATION TEST	40-580-8255		$0.00	$0.00
			WATERLINE TO CITY PARK	40-580-8256		$185,000.00	$0.00
			LEAK DETECTION SURVEY	40-580-8257		$65,000.00	$120,000.00
			PUBLIC WORKS BREAK ROOM	40-580-8258		$50,000.00	$0.00
			GOLF COURSE RECONSTRUCTION	40-580-8259		$187,500.00	$0.00
			TRANSFERS OUT	40-580-8911		$0.00	$0.00

			Total 2021 Cert of Ob			$8,719,232.00	$3,274,527.00
			Personnel Services				
			00 c/o PAYROLL TAX	40-580-1010		$0.00	$0.00
			00 c/o SOCIAL SECURITY	40-580-1020		$0.00	$0.00
			00 c/o TMRS	40-580-1030		$0.00	$0.00
			00 c/o HEALTH INSURANCE	40-580-1050		$0.00	$0.00
			00 c/o WORKERS COMP	40-580-1070		$0.00	$0.00
			STREET OVERLAYS	40-580-1214		$0.00	$0.00
			00 c/o UTILITY LABORER	40-580-1570		$0.00	$0.00
			00 c/o UTILITY LABORER	40-580-1571		$0.00	$0.00
			Total Personnel Services			$0.00	$0.00
			Maintenance and Operations				
			00 c/o UNIFORMS	40-580-4110		$0.00	$0.00
			Total Maintenance and Operations			$0.00	$0.00
			Fixed Assets				
			TRANSFERSDUE TO DUE FROM	40-580-9000	-$3,375,752.01	$0.00	$0.00
			DEBT ISSUANCE COST	40-580-9010		$0.00	$0.00
			Total Fixed Assets		-$3,375,752.01	$0.00	$0.00
		Total Capital Improvement Projects			$3,269,293.80	$8,719,232.00	$10,492,047.00
							.
	Total Expenditures				$3,269,293.80	$8,719,232.00	$10,492,047.00

Fund	Description	ACCOUNT ID	FY19 Actual	FY20 Budgeted	FY21 Approved
Water & Sewer Impact Fees					
Revenue Source					
Investment Interest					
	INTEREST ON INVESTMENT	42-450-1410	$74,892.16	$40,000.00	$35,000.00
Total Investment Interest			$74,892.16	$40,000.00	$35,000.00
Water Impact Fee					
	WATER IMPACT FEES	42-460-4350	$946,230.00	$840,000.00	$780,000.00
Total Water Impact Fee			$946,230.00	$840,000.00	$780,000.00
Sewer Impact Fee					
	WASTEWATER IMPACT FEES	42-470-4350	$679,800.00	$602,000.00	$575,000.00
	TRANSFER FROM WASTEWATER IMPACT FEE RESERVE				$140,000.00
Total Sewer Impact Fee			$679,800.00	$602,000.00	$715,000.00
Total Revenue Source			$1,700,922.16	$1,482,000.00	$1,530,000.00
Expenditures					
Impact Fee Administration					
Services					
	TRANSFER TO DEBT	42-510-6500	$1,256,729.48	$0.00	$0.00
Total Services			$0.00	$0.00	$0.00
Total Impact Fee Administration			$0.00	$0.00	$0.00
Water					
Impact Fee Water					
	Operations and Maintenance				
	REBATE - LVISD WATER TANK	42-560-4765	$80,000.00	$0.00	$80,000.00
	Total Operations and Maintenance		$80,000.00	$0.00	$80,000.00
	Supplies				
	TRANSFER WATER IMPACT FEES	42-560-5000		$80,000.00	$0.00
	TRANS WATER IMPACT FEES/CIP	42-560-5025		$22,500.00	$700,000.00

				Total Supplies			$102,500.00	$700,000.00
				Services				
				WTR IMPACT FEE REFUND	42-560-6545		$0.00	$0.00
				Total Services			$0.00	$0.00
			Total Impact Fee Water			$80,000.00	$102,500.00	$780,000.00
		Total Water				$80,000.00	$102,500.00	$780,000.00
		Sewer						
			Impact Fee Sewer					
				Supplies				
				TRANS WASTEWATER IMPACT/CIP	42-570-5100	$0.00	$0.00	$750,000.00
				TRAN WASTEWATER IMPACT INT/	42-570-5125	$0.00	$22,500.00	$0.00
				Total Supplies			$22,500.00	$750,000.00
				Services				
				ENGINEERING SERVICES	42-570-6130		$0.00	$0.00
				MISC SERVICES	42-570-6500		$0.00	$0.00
				SWR IMPACT FEE REFUND	42-570-6545		$0.00	$0.00
				Total Services			$0.00	$0.00
			Total Impact Fee Sewer			$0.00	$22,500.00	$750,000.00
		Total Sewer				$0.00	$22,500.00	$750,000.00
	Total Expenditures					$80,000.00	$125,000.00	$1,530,000.00

Fund			Description	ACCOUNT ID	FY19 Actual	FY20 Budgeted	FY21 Approved
Park Fund							
	Revenue Source						
		Park Fund					
			INVESTMENT INTEREST	43-460-1410	$2,624.77	$350.00	$4,800.00
			PARK LAND REVENUE	43-460-4350		$0.00	
			TRANSFERS IN	43-460-9000		$580,000.00	$0.00
			TRANSFERS - DUE TO DUE FROM	43-460-9700	$21,810.56	$0.00	$0.00
			Transfer from Reserves				$585,198.00
		Total Park Fund			$24,435.33	$580,350.00	$589,998.00
	Total Revenue Source				$24,435.33	$580,350.00	$589,998.00
	Expenditures						
		Parks and Recreation					
			Operations and Maintenance				
			MISC EXPENSE	43-560-4750	$0.00	$580,000.00	$0.00
			Transfer to CIP		$0.00		$589,998.00
			Total Operations and Maintenance		$0.00	$580,000.00	$589,998.00
			Fixed Assets				
			MISCELLANEOUS	43-560-9500	$0.00	$0.00	$0.00
			Total Fixed Assets		$0.00	$0.00	$0.00
			Services				
			MISC SERVICES	43-560-6500	$0.00	$0.00	$0.00
			Total Services		$0.00	$0.00	$0.00
		Total Parks and Recreation Fund			$24,435.33	$580,000.00	$589,998.00
	Total Expenditures				$24,435.33	$580,000.00	$589,998.00

Fund	Description	ACCOUNT ID	FY19 Actual	FY20 Budgeted	FY21 Approved
Debt Service Funds					
Revenue Source					
Accumulated Interest					
	LOGIC RETAINAGE INTEREST	50-480-1125		$0.00	$0.00
	LOGIC 2003 DEBT SVC INTERES	50-480-1135		$0.00	$0.00
	LOGIC 2001 G/O BOND INTERES	50-480-1145		$0.00	$0.00
	LOGIC 2005 G/O REFUND BOND	50-480-1155		$0.00	$0.00
	LOGIC 2006 C/O BOND INTERES	50-480-1165		$0.00	$0.00
	LOGIC 2008 C/O BOND INTERES	50-480-1175		$0.00	$0.00
	AD VALOREM - INTEREST INCOM	50-480-1410	$16,098.96	$0.00	$0.00
	TRANSFER FROM CAPITAL PROJE	50-480-5000		$0.00	$0.00
	TRANSFER FROM CIP FUND	50-480-9106		$0.00	$0.00
	TRANSFER FROM UTILITY FUND	50-480-9107		$0.00	$0.00
	TRANSFER FROM GOLF COURSE F	50-480-9108		$0.00	$0.00
	TRANSFER FROM IMPACT FEE FU	50-480-9109		$0.00	$0.00
	TRANSFER FROM BLUE POLY FUN	50-480-9990		$0.00	$0.00
Total Accumulated Interest			$16,098.96	$0.00	$0.00
Ad Valorem and Other					
	AD VALOREM TAXES FOR DEBT S	50-485-1110	$2,700,173.77	$2,686,652.00	$2,690,814.00
	BUY DOWN FROM DEBT	50-485-1115		$0.00	$0.00
	INVESTMENT INTEREST	50-485-1410		$8,375.00	$6,000.00
	BOND FUNDING REVENUE	50-485-1500		$0.00	$0.00
	2010 TAX NOTE	50-485-1600		$0.00	$0.00
	1994 CERTIFICATES OF OBL.	50-485-9000		$0.00	$0.00
	DEBT SERVICE RESERVE	50-485-9900		$0.00	$0.00
Total Ad Valorem and Other			$2,700,173.77	$2,695,027.00	$2,696,814.00
Total Revenue Source			$2,700,173.77	$2,695,027.00	$2,696,814.00
Expenditures					
Ad Valorem and Other					
Operations and Maintenance					
	BANK CHARGES	50-585-4575	$2,590.00	$8,000.00	$10,000.00

			Total Operations and Maintenance		$2,590.00	$8,000.00	$10,000.00
			Fixed Assets				
			TRANSFERS DUE TO DUE FROM	50-585-9770	$146,080.11	$0.00	$0.00
			PRINCIPAL PAYMENT	50-585-9800		$0.00	$0.00
			INTEREST EXPENSE	50-585-9801		$0.00	$0.00
			1999 C/O - PRIN	50-585-9802		$0.00	$0.00
			1999 C/O - INT	50-585-9803		$0.00	$0.00
			1999 REFUNDING BOND - PRIN	50-585-9804		$0.00	$0.00
			1999 REFUNDING BOND - INT	50-585-9805		$0.00	$0.00
			2000 C/O - PRIN	50-585-9806		$0.00	$0.00
			2000 C/O - INT	50-585-9807		$0.00	$0.00
			2001 GEN OBLIG - PRIN	50-585-9808		$0.00	$0.00
			2001 GEN OBLIG - INT	50-585-9809		$0.00	$0.00
			2003 C/O - PRIN	50-585-9810		$0.00	$0.00
			2003 C/O - INT	50-585-9811		$0.00	$0.00
			2005 REFUNDING GEN/OB - PRI	50-585-9812		$0.00	$0.00
			2005 REFUNDING GEN/OB - INT	50-585-9813		$0.00	$0.00
			2006 C/O - PRIN	50-585-9814	$335,000.00	$350,000.00	$365,000.00
			2006 C/O - INT	50-585-9815	$140,239.75	$127,824.00	$113,058.75
			2008 C/O - PRIN	50-585-9816	$98,000.00	$102,000.00	$106,000.00
			2008 C/O - INT	50-585-9817	$43,179.60	$39,784.00	$35,758.80
			2009 C/O - PRIN	50-585-9818	$169,000.00	$0.00	$0.00
			2009 C/O - INT	50-585-9819	$2,091.50	$0.00	$0.00
			2010 TAX NOTES - PRINCIPAL	50-585-9820		$0.00	$0.00
			2010 TAX NOTES - INTEREST	50-585-9821		$0.00	$0.00
			2011 REFUNDING GO BOND - PR	50-585-9822	$430,000.00	$575,000.00	$595,000.00
			2011 REFUNDING GO BOND - IN	50-585-9823	$67,388.00	$53,925.00	$36,375.00
			2014 CO - PRINCIPAL	50-585-9824	$30,000.00	$30,000.00	$30,000.00
			2014 CO - INTEREST	50-585-9825	$304,450.00	$303,925.00	$303,175.00
			2015 GO REFUNDING/2005 - PR	50-585-9826	$55,000.00	$100,000.00	$100,000.00
			2015 GO REFUNDING/2005 INTE	50-585-9827	$273,012.00	$270,600.00	$266,600.00
			2015 TAX NOTE - PRINCIPAL	50-585-9828		$0.00	$0.00
			2015 TAX NOTE - INTEREST	50-585-9829		$0.00	$0.00
			2015 TAX NOTE-PRINCIPAL-OT	50-585-9830		$0.00	$0.00

			2015 TAX NOTE-INTEREST-0TWE	50-585-9831		$0.00	$0.00
			2016A REFUNDING TAX NOTE-PR	50-585-9832	$15,000.00	$15,000.00	$20,000.00
			2016A REFUNDING TAX NOTE-PR	50-585-9833	$65,562.00	$65,300.00	$64,950.00
			2016B REFUNDING TAX NOTE-PR	50-585-9834	$30,000.00	$35,000.00	$35,000.00
			2016B REFUNDING TAX NOTE-IN	50-585-9835	$125,362.26	$124,907.00	$124,259.23
			2017 CO-PRINCIPAL	50-585-9836	$220,000.00	$235,000.00	$240,000.00
			2017 CO-INTEREST	50-585-9837	$264,762.50	$258,763.00	$251,637.22
			PAYMENT TO ESCROW AGENT	50-585-9900		$0.00	$0.00
			Total Fixed Assets		$2,814,127.72	$2,687,028.00	$2,686,814.00
			Expenses				
			SS - BACK HOE PRIN	50-585-7009		$0.00	$0.00
			SS - BACK HOE INT	50-585-7010		$0.00	$0.00
			REFUNDING BOND PROCEEDS	50-585-7911		$0.00	$0.00
			PREMIUM	50-585-7916		$0.00	$0.00
			BOND ISSUE COST	50-585-8505		$0.00	$0.00
			PAYMENT TO ESCROW AGENT	50-585-8949		$0.00	$0.00
			Total Expenses			$0.00	$0.00
		Total Ad Valorem and Other			$2,814,127.72	$2,687,028.00	$2,686,814.00
		Accumulated Interest					
			Lease Purchase				
			BOND EXPENSE	50-580-1200		$0.00	$0.00
			Total Lease Purchase			$0.00	$0.00
		Total Accumulated Interest			$0.00	$0.00	$0.00
	Total Expenditures				$2,814,127.72	$2,687,028.00	$2,686,814.00

City of Lago Vista

Fiscal & Budgetary Policy

Adopted by City Council – September 17, 2020

City of Lago Vista
Fiscal and Budgetary Policy

Statutory Authorization: The following document provides a framework for fiscal stewardship of the City. It operates within the confines of 1) federal and state law, 2) city charter, and 3) city code of ordinances. Any conflict herein will be subordinate to those legal authorities.

Governance: The City Manager serves as the Chief Financial Officer (CFO) of the City and appoints a Director of Finance/Treasurer or similar position to oversee the administration of these policies.

I. PURPOSE

The City of Lago Vista is committed to transparent financial management through integrity, prudent stewardship, planning, accountability, full disclosure and communication. The broad purpose of the Fiscal and Budgetary Policies is to enable the City to achieve and maintain a long-term stable and positive financial condition and provide guidelines for the day-to-day planning and operations of the City's financial affairs.

The scope of this policy generally spans areas of accounting and financial reporting, both operating and capital budgeting, revenue management, investment and asset management, debt management and forecasting, and a system of internal controls. This is done in order to:

A. Demonstrate to the citizens of Lago Vista, the investment community, and the bond rating agencies that the City is committed to a strong fiscal operation;

B. Provide precedents for future policy-makers and financial managers on common financial goals and strategies;

C. Fairly present and fully disclose the financial position of the City in conformity to generally accepted accounting principles (GAAP);

D. Demonstrate compliance with finance-related legal and contractual issues in accordance with the Texas Local Government Code and other legal mandates; and

E. Ensure full transparency in the governance of public funds entrusted to the City Council and City staff to manage and protect.

These policies will be reviewed and updated annually as part of the budget preparation process. Council members will separately adopt these policies through resolution.

A. Funds Governed

The budgeted funds for the City of Lago Vista include:

Governmental Funds: General Fund which accounts for all financial resources except those required to be accounted for in another fund, and include basic governmental services, such as Police, Public Works and Parks functions among others.

Special Revenue Funds (SRF): Account for specific revenues that are legally restricted for specified purposes. The City currently budgets three SRF type funds: Hotel Occupancy Tax, Impact Fees, and Parkland Dedication.

Debt Service Fund: Is used to account for the payment of general long-term debt principal and interest.

Capital Project Funds: Used to account for the acquisition or construction of major capital facilities other than those financed by enterprise activities. A variety of project funds will be created based on the nature of the projects and the sources of funding.

Proprietary and Enterprise Funds: Include the City's "business like" activities including utility, golf, and aviation funds.

The City will also make use of sub-ledger 'accounts' as a basis for tracking restricted funds where administratively feasible. Those include:

Court – City Truancy Prevention Fees, State Court Cost Fees, Building Security Fees, Court Technology Fees, City Judicial Fees, and Juvenile Case Management Fees
Police – School Crossing Guard, LEOSE, CAPCO, Bulletproof Vest
Development Services – Escrow accounts

B. Basis of Accounting and Basis of Budgeting

Generally Accepted Accounting Principles (GAAP) are the rules established by the Governmental Accounting Standards Board. The City will follow the standards in their annual financial reports on or by the designated effective reporting date.

The City accounts and budgets for all Governmental Funds using the modified accrual basis of accounting. This basis means that revenue is recognized in the accounting period in which it becomes available and measurable, while expenditures are recognized in the accounting period in which they are incurred. Because the appropriated budget is used as the basis for control and comparison of budgeted and actual amounts, the basis for preparing the budget is the same as the basis of accounting. Exceptions to the modified accrual basis of accounting include:

- *Encumbrances, which are treated as expenditures in the year they are encumbered, not when expended;*
- *Grants, which are considered revenue received; and*
- *Principal and interest on long-term debt, which are recognized when paid.*

General government funds include the general fund, special revenue funds, debt service fund and general capital project funds.

Proprietary Funds, which include the Utility Fund are accounted for and budgeted using the full-accrual basis of accounting. Under this method, revenues are recognized when they are earned and measurable, while expenses are recognized when they are incurred regardless of timing or related cash flows. The basis for preparing the budget is the same as the basis of accounting except for the following:

- *Principal payments on long-term debt and capital outlay, which are treated as budgeted expenses;*
- *Depreciation which is not budgeted; and*
- *Non-budgeted accruals such as compensated absences.*

Year-end comparisons of budget to actual will appear in the financial statements of the City, at a minimum for those funds identified as major funds in the audit process.

II. OPERATING BUDGET

Budgeting is an essential element of the financial planning, control and evaluation process of municipal government. The "operating budget" is the City's annual financial operating plan. The annual budget includes all of the operating departments of the general fund, proprietary funds, debt service funds, special revenue funds, and capital improvement funds of the City.

A. Comprehensive/Strategic Planning

The Lago Vista "Comprehensive Plan" is the City's comprehensive plan to preserve, promote and protect public health and general welfare, prevent overcrowding, ensure adequate transportation, availability of necessary utilities and services, and conserve and protect the City's natural resources. The City's budget is the Annual Operating Plan element of the Comprehensive Plan.

The Comprehensive Plan is founded on strategic objectives or "policy areas" that are reviewed at least every five years. Funding of City programs should be based upon the objectives set forth in the Master Plan.

The City Charter and the Comprehensive Master Plan describe the budget process as an integral planning tool, suggesting the City plan for both five and one year time horizons. They recommend the budget be focused on these areas and significantly in consonance with the goals and objectives outlined in the comprehensive plan.

B. Preparation

The Charter (Section 8.02) requires "The City Manager, prior to August first of each year, shall submit to the Council a proposed budget for the ensuing fiscal year and an accompanying budget message." The budget shall provide "a complete financial plan for all City funds and activities for the ensuing fiscal year. It shall contain all items and contents required by State law. The total of proposed expenditures shall not exceed the total of estimated income plus any accumulated surplus." The City Council shall, after holding public hearings as required by State law, adopt the budget by ordinance no later than the 30th day of September. If it fails to adopt the budget by September 30th, the budget as proposed by the City Manager shall go into effect until such time as the Council adopts a budget.

C. Proposed Budget

A proposed budget shall be prepared by the City Manager with the participation of all City Department Heads that is within the provisions of the Charter and in consonance with the guidance contained in the Comprehensive Master Plan.

1. Elements. The budget shall include the following basic segments for review and evaluation:

- *Budget Message*
- *General Fund*
- *Utility Fund*
- *Capital Improvement Funds*
- *Hotel Occupancy Fund (HOT)*
- *Debt Service Fund & Investments*
- *Aviation Fund*
- *Golf Fund*
- *Park Fund*
- *Water & Sewer Impact Fee Fund*
- *Section 8.04(b) requires itemized budget by department and agency*

2. Review. The budget review process will include provisions for City Council participation, including sufficient time to address policy and fiscal issues, and citizen input through the use of public hearings.

3. Distribution. A copy of the proposed budget will be filed with the City Secretary at the time it is submitted to the City Council. A copy will also be available at City Hall and the Public Library for citizen review. It will also be posted on the city website as required.

4. Notifications. Public notifications, distribution, including the language incorporated and the methods by which the public gains access to the budget will be governed by

state law in effect at that time. State laws affecting the budget and the tax rate include provisions from both the Local Government Code, as well as the Tax Code.

D. Adoption

Prior to finalization of the budget appropriations, the City Council will hold at least one public hearing, and subsequently adopt the final budget as amended by Ordinance. The budget will be effective for the fiscal year beginning October 1st.

At the City Manager's discretion, the Annual Operating Plan document may be submitted to the Government Finance Officers Association (GFOA) for evaluation and consideration for the Distinguished Budget Presentation Award.

E. Balanced Budget

The goal of the City is to balance the operating budget with current revenues, whereby, current revenues would match and fund on-going expenditures/expenses. Excess balances in the operating funds from previous years could be used for non-recurring (one-time only) expenditures/expenses or for capital outlay based upon the recommendation of the City Manager and determination by the Council.

F. Planning

The budget process will be coordinated so that major policy issues are identified prior to the budget approval date. This will allow City Council adequate time for consideration of appropriate decisions and analysis of financial impacts. A budget calendar will be submitted by the City Manager outlining the major steps in the process and the opportunities for City Council review and citizen input.

Outstanding encumbrances will expire if not spent in encumbered year and will have to be re-appropriated.

G. Reporting

Summary financial reports will be presented to the City Council on a monthly basis. These reports will be in a format appropriate to enable the City Council to understand the overall budget and financial status. Quarterly reports will also be provided as needed which contain updates on the status of projects and related financial goals set forth in the budget and if determined necessary, may also include appropriate budget amendment recommendations.

H. Control and Accountability

Each Department Head, appointed by the City Manager, should be responsible for the administration of his/her departmental budget. This includes accomplishing the Goals and Objectives adopted as part of the budget and monitoring of their portion of the budget for compliance with spending limitations. The City Manager may transfer any unencumbered funds within a departmental budget category (personnel costs, operations and maintenance or capital) and shall report such transfers to the Council in writing in a timely manner. All other transfers of appropriation or budget amendments require City Council approval as outlined in Section I.

I. Budget Amendments

The Charter (Section 8.06) provides a method for budget amendments and emergency appropriations. The City Council may authorize, through a majority vote, an emergency expenditure as an amendment to the original budget. This may be done in cases of grave public necessity or to meet an unusual and unforeseen condition that was not known at the time the budget was adopted. In practice, this has been interpreted to include revenue-related expenses within the enterprise funds and timing differences on capital improvement projects. The following criteria will be used in evaluation of budget amendments:

- *Is the request necessary?*
- *Why was the item not budgeted in the normal budget process?*
- *Why can't a transfer be done within the budget to remedy the condition?*

The City Manager must certify availability of revenues or funding sources prior to adoption. The City will amend the budget at year end, if needed, for revenue based expenditures that exceeded budgeted amounts due to increased revenue and recognize any grant funded expenditures for grants received after the budget was adopted or last amended. The City Council may also amend the budget, if necessary, as part of the Mid-Year Review process for any capital project timing adjustments from prior year, as well as, any other known adjustments needed and approved at that time.

J. Contingency Appropriations

The budget may include contingency appropriations within designated operating department budgets. These funds are used to offset expenditures for unexpected maintenance or other unanticipated expenses that might occur during the year.

K. Manager's Contingency Account

The budget may also include a set amount of contingency appropriations within the Administration Budget to be spent at the discretion of the City Manager. These funds may be

used to offset expenditures for unexpected purchases and other unanticipated expenses that might occur during the year. The specific amount of contingency funds included in the budget shall be set by the City Council through the adoption of the annual budget.

III. REVENUE MANAGEMENT

A. Characteristics

The City will strive for the following optimum characteristics in its revenue system:

1. **Simplicity** – The City, where possible and without sacrificing accuracy, will strive to keep the revenue system simple in order to reduce compliance costs for the taxpayer or service recipient.

2. **Certainty** – A knowledge and understanding of revenue sources increases the reliability of the revenue system. The City will understand its revenue sources and enact consistent collection policies to provide assurances that the revenue base will materialize according to budget.

3. **Equity** – The City will make every effort to maintain equity in its revenue system; i.e., the City should seek to minimize or eliminate all forms of subsidization between entities, funds, services, utilities, and customer classes.

4. **Revenue Adequacy** – The City should require there be a balance in the revenue system; i.e., the revenue base will have the characteristics of fairness and neutrality as it applies to cost of service, willingness to pay, and ability to pay.

5. **Realistic and Conservative Estimates** - Revenues will be estimated realistically and conservatively, taking into account the volatile nature of various revenue streams.

6. **Administration** – The benefits of a revenue source should exceed the cost of levying and collecting that revenue.

7. **Diversification and Stability** – A diversified revenue system with a stable source of income is preferred. This will help offset instabilities in revenue sources with large fluctuations due to the economy (sales tax) and variations in the weather (water sales, golf rounds).

B. Other Considerations

The following considerations and issues should guide the City in its revenue policies concerning specific sources of funds:

1. **Cost/Benefit of Incentives for Economic Development** – The City will use due caution in the analysis of any incentives that are used to encourage development. A cost/benefit (fiscal impact) analysis will be performed as part of the evaluation.

2. **Non-Recurring Revenues** – One-time or non-recurring revenues should not be used to finance current ongoing operations. Non-recurring revenues should be used only for non-recurring expenditures and not for budget balancing purposes.

3. **Property Tax Revenues** – All real and business personal property located within the City will be valued at 100% of the fair market value for any given year based on the current appraisal supplied by the Travis County Appraisal District. Conservative budgeted revenue estimates result in a projected ninety-eight percent (98%) budgeted collection rate for current ad valorem taxes. Two percent (2%) of the current ad valorem taxes will be projected as the budget for delinquent ad valorem tax collection. For budgeting purposes, the City will forecast the current year's effective tax rate at the current collection rate of 100%, unless directed otherwise.

4. **Interest Income** – Interest earned from investments will be distributed to the funds based on their allocated investments, unless otherwise required by statute or determined by the City Council.

5. **User-Based Fees and Service Charges** – The City Council will determine how much of the cost of a service should be recovered by fees and charges. A fee can be driven by a cost-recovery approach, such that a service is identified into one of the following categories:

- Partial Cost Recovery – only a stated portion of the direct costs of services will be recovered from fees. These are for such services as library, parks, public safety and other services where a general benefit ensues to the citizenry as a whole and specific users cannot be easily ascertained or charged.
- Direct Cost Recovery – applies to all direct costs (operating and personnel) in the exchange for a service that is directly beneficial to a particular user. Such services as recreation classes, sports leagues, copying costs, etc. These services gain the benefit of building, facility, and capital use as well as overhead support that are not expected to be captured in a fee.
- Full Cost Recovery – applies to all direct operating costs, as well as administrative and capital overhead in the course of providing a service that is uniquely identifiable to a customer who exclusively benefits from that service. Those services would entail all utility programs, and related services. Full cost

would capture debt burden, capital costs, overhead fees, as well as personnel and operating expenses.

The City will review fees and charges no less than once every three years to ensure that fees provide adequate coverage for the cost of services.

6. Utility Fund Rates – The City annually reviews and adopts utility rates as needed to generate revenues required to attempt to cover operating expenses, meet the legal requirements of all applicable bond covenants, debt service, and provide for an adequate level of working capital for cash flows. Additionally, utility activity rates will consider transfers to other funds as follows:

a) General and Administrative Charges – Administrative costs should be charged to all funds for services of general overhead, such as administration, finance, customer billing, legal and other costs as appropriate. These charges will be determined through an indirect cost allocation following accepted practices and procedures.

b) In-Lieu-of-Franchise-Fee. This potential transfer, currently between 2% and 4% of operating revenues, is consistent with the franchise rates charged to investor owned utilities that are franchised to operate within the City.

7. Intergovernmental Revenues – All potential grants will be examined for matching requirements and must be approved by the City Manager prior to making application for the grant. It must be clearly understood that operational requirements (on-going costs) set up as a result of a grant program could be discontinued once the term and conditions of the program have been completed. The department filing the grant application will notify Finance at the point of application and will ensure that the grant is set up appropriately for reimbursement or award, depending on the nature of the grant.

8. Revenue Monitoring – Revenues, as they are received, will be regularly compared to budgeted revenues and any variances should be investigated.

- Revenues will be monitored by Fund. It is understood that many of the City's revenues are seasonal in nature or are reported to the City on a quarterly basis.
- For the Enterprise Funds, all revenues will be tracked on a monthly basis for comparison purposes.
- As necessary, an item will be placed on the City Council agenda to discuss the status of revenues. All revenues will continue to be included in the financial reports presented to Council monthly.

IV. EXPENDITURE POLICIES

A. Appropriations

The point of budgetary control is at the department level budget for all funds. The Charter (Section 8.06) provides that any transfer of appropriation between funds must be approved by the City Council and that the City Manager, without City Council approval, is authorized to transfer appropriations within departments.

Further, the budget is controlled by the authorized positions in the adopted budget. No changes can be made to the number of authorized positions without City Council approval.

B. Purchasing

All purchases of goods or services by the City will be made in accordance with state law and the following guidelines. All purchasing decisions shall be made in accordance with the Annual Budget or Capital Budget as approved by the City Council. The purchase of items not included in the Annual or Capital Budget less than $50,000 shall require approval from the City Manager. The purchase of items not included in the Annual or Capital Budgets in excess of $50,000 shall require the approval of the City Council. All contracts greater than $50,000 shall be approved by the City Council. Emergency purchases in excess of $50,000 will be limited to incidents that threaten public health, safety or damage to persons or property or in those situations in which inaction shall present a substantial financial loss to the City. All emergency purchases shall be submitted to the City Council for ratification. The following shows a summary of approval requirements for purchases.

APPROVAL REQUIREMENTS FOR PURCHASES:

1. The City Manager shall determine the purchasing authority limits of all Department Heads and other employees on a case-by-case basis; however, under no circumstances shall that authority exceed $5,000.

2. Department Heads shall determine the purchasing authority of subordinate employees on a case-by-case basis; however, under no circumstances shall that authority exceed $500.

C. Prompt Payment

All invoices approved for payment by the proper City authorities shall be paid within thirty (30) calendar days of receipt of goods or services or invoice date, whichever is later in accordance with State law. The City will take advantage of all purchase discounts, when possible.

D. Risk Management

The City will pursue every opportunity to provide for the public's and City employees' safety and to manage its risks. The goal shall be to minimize the risk of loss of resources through liability claims with an emphasis on safety programs.

V. BUDGET CONTINGENCY PLAN

This policy is designed to establish general guidelines for managing revenue shortfalls resulting from local and national economic downturns or other issues that adversely affect the City's revenue streams of all funds.

A. Immediate Action

Once a budgetary shortfall is projected, the City Manager will take the necessary actions to offset any revenue shortfall with a reduction in current expenses. The City Manager may:

- *Freeze all new hire and vacant positions except those deemed to be a necessity by the City Manager;*
- *Review all planned capital expenditures; and/or*
- *Delay all "non-essential" spending or equipment replacement purchases.*

B. Further Action

If the above actions are insufficient to offset the revenue deficit and the shortfall continues to increase, the City Manager will further reduce operating expenses to balance the variance. Any resulting service level reductions, including workforce reductions, will be brought to the City Council for direction and determination.

VI. CAPITAL IMPROVEMENT PROGRAM (CIP) BUDGET

The City's goal is to maintain City facilities and infrastructure in order to provide excellent services to the customers within the community, meet growth related needs, and comply with all state and federal regulations.

A. Preparation

The City annually updates and adopts a five-year Capital Improvement Program (CIP) schedule as part of the operating budget adoption process. The plan is reviewed and adjusted annually as needed, and year one is adopted as the current year capital budget. The capital budget will include all capital projects, capital resources, and estimated operational impacts.
Priorities for Capital Improvements should consider:

• Needed capital improvements should be identified through system models, repair and maintenance records and growth demands.
• Economic development projects that have capital infrastructure needs should be reviewed and approved for funding by the City to be included in the CIP process or subsequent amendment.
• A team approach will be used to prioritize CIP projects, whereby City staff from all operational areas provide input and ideas relating to each project and its effect on operations.
• Citizen involvement and participation may be solicited in formulating the capital budget through public hearings and other forums.

In cases where CIP requirements vary, such as impact fees (with 10-year planning windows and a specialty review process), the City will abide by those requirements.

B. Control

All capital project expenditures must be appropriated in the capital budget. Availability of resources must be identified before any CIP contract is presented to the City Council for approval.

C. Financing Programs

Where applicable, assessments, impact fees, pro rata charges, or other fees should be used to fund capital projects which have a primary benefit to specific identifiable property owners.

Recognizing that long-term debt is usually a more expensive financing method, alternative-financing sources will be explored before debt is issued. See Sections X and XI. Short-term financing including Capital Leasing and other tax-supported obligations can be used to fund vehicles, computers and other operating equipment if the impact to the tax rate is minimal.

VII. CAPITAL MAINTENANCE AND REPLACEMENT

The City recognizes that deferred maintenance increases future capital costs. Therefore, a portion of all individual funds with infrastructure should be budgeted each year to maintain the quality within each system.

A. Infrastructure Maintenance

On-going maintenance costs are included as operating or capital expense within the departmental operating budgets. These costs are generally considered system repairs and are not capitalized for accounting purposes. They include such items as street seal coat, water line

repairs and other general system maintenance. Staff will prepare a street maintenance budget for Council's consideration during the budget process.

B. Internal Service Funds

The City may utilize internal service funds to maintain and replace existing assets. Assessments are to be made to the "using" department for the use of current equipment and items to be purchased during the year. In this way, suitable funds should be accumulated and available for the purchase of operational assets with minimal issuance of debt. A systematic methodology will guide the calculation of the department charges.

VIII. ACCOUNTING, AUDITING AND FINANCIAL REPORTING

A. Accounting

The City is solely responsible for the recording and reporting of its financial affairs, both internally and externally. The City Manager is the City's Chief Financial Officer and is responsible for establishing the structure for the City's Chart of Accounts and for assuring that procedures are in place to properly record financial transactions and report the City's financial position.

B. Audit of Accounts

In accordance with the City Charter, an independent audit of the City's accounts will be performed every year. The auditor may be recommended by the City Manager but is retained by and is accountable directly to the City Council.

C. Internal Reporting

The Finance Department will prepare monthly internal financial reports, sufficient to plan, monitor and control the City's financial affairs.

D. External Reporting

The Finance Department will be responsible for preparing the annual financial report by January 31st of each year [Charter IV(f)], or as timely thereafter as possible.

IX. ASSET MANAGEMENT

A. Cash Management and Investments

The City must comply with the requirements of the Public Funds Investment Act (PFIA), Section 2256 of the Texas Local Government Code. A separate Investment Policy will be reviewed annually by the City Council and applies to all financial cash and investments held by the City.

1. Statement of Cash Management Philosophy - The City shall maintain a comprehensive cash management program to include the effective collection of all accounts receivable, the prompt deposit of receipts to the City's depository, the prompt payment of obligations, and the prudent investment of idle funds in accordance with this policy.

- Cash handling procedures will be coordinated through the Finance Department and all personnel handling cash, checks, or customer payments will be required to take applicable training. Such training will cover PCI compliance and red flag rules as applicable.
- Financial Procedures will outline that bank reconciliations will be performed monthly immediately after statements are processed by the bank; discrepancies will be researched and corrected immediately.

2. Objectives – The City's investment program will be conducted as to accomplish the following, listed in priority order:

- *Safety of the principal invested*
- *Liquidity and availability of cash to pay obligations when due*
- *Receive the highest possible rate of return (yield) consistent with the City's investment policy.*

3. Safekeeping and Custody – Investments may only be purchased directly by the City or through brokers/dealers who meet the criteria detailed in the investment policy, which also addresses internal controls related to investments.

4. Standard of Care and Reporting – Investment will be made with judgment and care, always considering the safety of principal to be invested and the probable income to be derived. The City Manager is responsible for the overall management of the City's investment program and ensures all investments are made in compliance with the investment policy. An investment report, providing both summary and detailed information, will be presented to the City Council quarterly.

B. Fixed Assets & Inventory –

These assets will be reasonably safeguarded and properly accounted for, and prudently insured when required by law.

1. Capitalization Criteria – Capitalization is defined as the point at which an item gets recorded as an asset instead of expense. For purposes of budgeting and accounting classification assets meeting all of the following criteria must be capitalized:

- *The asset is owned by the City.*
- *The expected useful life of the asset must be longer than one year, or extend the life of an identifiable existing asset by more than one year.*
- *The original cost of the asset must be at least $5,000.*
- *The asset must be tangible.*
- *On-going repairs and general maintenance are not capitalized.*

2. New Purchases – All costs associated with bringing the asset into working order should be capitalized as part of the asset cost. This may include start-up costs, engineering or consultant type fees as part of the asset cost once the decision or commitment to purchase the asset is made. The cost of land acquired should include all related costs associated with its purchase. The land will be recorded as a non-depreciable asset while improvements will be considered depreciable.

3. Improvements and Replacement – Improvements will be capitalized when they extend the original life of an asset or when they make the asset more valuable than it was originally. The replacement of an asset's components will normally be expensed unless they are a significant nature and meet all the capitalization criteria.

4. Contributed Capital - Infrastructure assets received from developers or as a result of annexation or other dedications will be recorded as equity contributions when they are received and depreciated the same as city funded assets. The City will not accept dedications from home-owners association or other similar property owners without full review and consideration of the ongoing maintenance costs of those assets.

5. Distributions Systems - All costs associated with public domain assets, such as streets and utility distribution lines will be capitalized in accordance with the capitalization policy. Costs should include engineering, construction and other related costs including right of way acquisition.

6. Reporting and Inventory – The Finance department will maintain the permanent records of the City's fixed assets, including description, cost, department of responsibility, date of acquisition, depreciation and expected useful life. Periodically, random sampling at the department level will be performed to inventory fixed assets assigned to that department. Responsibility for safeguarding the City's cash and fixed assets lies with the department supervisor or manager whose department has been assigned the asset.

7. Inventory and Control – The Finance department maintains an inventory with descriptions, dates and amounts and has the authority to conduct periodic inventory audits of any city assets, including equipment, cash or other city owned property. Assets assigned to individuals such as cars, computers, and phones must be itemized and returned to city control upon replacement or termination.

8. Disposal – City assets may be disposed if they are considered: too costly to repair, obsolete, or no longer functional. For any items with a residual value, the City will dispose of assets through public auction or sealed bid, either directly or through a cooperative effort. If an asset originally cost less than $5,000, the manager may dispose of it through auction. If an asset cost more than $5,000 or is being disposed of through a sealed bid, the City Council must approve it.

X. DEBT MANAGEMENT

The City of Lago Vista recognizes that the primary purpose of capital facilities is to provide services to the community. Using debt financing to meet the capital needs of the community must be evaluated according to efficiency and equity. Efficiency must be evaluated to determine the highest rate of return for a given investment of resources. Equity is resolved by determining who should pay for the cost of capital improvements.

In meeting demand for additional services, the City will strive to balance the needs between debt financing and "pay as you go" methods. The City realizes that failure to meet the demands of growth may inhibit its continued economic viability, but also realizes that too much debt may have detrimental effects on the City's long-range financial condition.

The City will issue debt only for the purpose of acquiring or constructing capital assets for the general benefit of its citizens, or the utility system expansion and upgrades and to allow it to fulfill its various purposes as a city.

A. Usage of Debt

Long-term debt financing will be considered for non-continuous capital improvements of which future citizens will be benefited. Alternatives for financing will be explored prior to debt issuance and include, but are not limited to:

- *Grants*
- *Use of Reserve Funds*
- *Use of Current Revenues*
- *Contributions from developers and others*
- *Leases*
- *Impact Fees*

When the City utilizes long-term financing, it will ensure that the debt is soundly financed by conservatively projecting revenue sources that will be used to pay the debt. It will not finance the improvement over a period greater than the useful life of the improvement and it will determine that the cost benefit of the improvement, including interest costs, is positive to the community.

The City may utilize the benefits of short-term debt financing to purchase operating equipment provided the debt doesn't extend past the useful life of the asset, and the potential impact to the tax rate is within policy guidelines.

B. Types of Debt

1. General Obligation Bonds (GO's) – Original issue General Obligation bonds must be authorized by a vote of the citizens of Lago Vista. They are used only to fund capital assets of the general government and are not to be used to fund operating needs of the City. The full faith and credit of the City as well as the City's ad valorem taxing authority back general obligation bonds within limits of state law for taxing authority. Conditions for issuance of general obligation debt include:

- *When the project will have a significant impact on the tax rate;*
- *When the project may be controversial even though it is routine in nature; or*
- *When the project falls outside the normal bounds of projects the City has typically done.*

As needed, the city will prepare Bond Propositions and the City Council will approve any election items and will set election dates in accordance with state law. The Finance Department will track all authorized propositions, the related debt issues and projects for those authorizations, and all remaining amounts approved but unissued.

2. Revenue Bonds – Revenue bonds may be issued to provide for the capital needs of any activities where the capital requirements are necessary for the continuation or expansion of a service. The improved activity shall produce a revenue stream to fund the debt service requirements of the necessary improvement to provide service expansion. The final maturity of the obligation should not exceed the useful life of the asset(s) to be funded by the bond issuance and will generally be limited to no more than twenty (20) years.

3. Certificates of Obligation, Contract Obligations (CO's) – Certificates of obligation or contract obligations may be used to fund capital requirements that are not otherwise covered either by general obligation or revenue bonds. Debt service for CO's may be paid either from general revenues (tax-supported) or supported by a specific revenue stream(s) or a combination of both provided, however, that the I&S tax provides alternate security for the repayment of COs as required by State law. Typically, the City may issue CO's when the following conditions are met:

- *When the proposed debt will have minimal impact on future effective property tax rates;*
- *When the projects to be funded are within the normal bounds of city capital requirements, such as for roads, parks, various infrastructure and City facilities; and*
- *When the average life of the obligation does not exceed the useful life of the asset(s) to be funded by the issuance.*

Certificates of obligation will be used with prudent care and judgment by the City Council. Notice of Intent to Issue COs will conform to state law requirements.

4. Self-supporting General Obligation Debt – Refers to general obligation debt issued for a specific purpose and repaid through dedicated revenues other than ad valorem taxes; however, the I & S tax is still pledged by law. The annual debt requirements are not included in the property tax calculation.

5. Internal borrowing between City funds – The City can authorize use of existing long-term reserves as "loans" between funds. The borrowing fund will repay the loan at a rate consistent with current market conditions. The loan will be repaid within 18 months. The loan will be considered an investment of working capital reserves by the lending fund.

6. Tax Notes - In accordance with Chapter 1431 of the Texas Local Government Code the City may authorize the issuance of Tax Notes for construction of public works, the acquisition of land, buildings, equipment, machinery, and related professional services and operating expenses. The maximum term of such notes shall be 7 years except for operating expense which shall have a maximum term of 1 year.

C. Method of Sale

The City will use a competitive bidding process in the sale of bonds unless conditions in the bond market or the nature of the issuance warrant a negotiated sale. In such situations, the City will publicly present the reasons for the negotiated sale. The City will rely on the recommendation of the financial advisor in the selection process of the underwriter or direct purchaser.

D. Disclosure & Federal Requirements

Full disclosure of operating costs along with capital costs will be made to the bond rating agencies and other users of financial information for an anticipated bond issuance. The City staff, with assistance of the financial advisor and bond counsel, will prepare the necessary materials for presentation to the rating agencies and will aid in the production of the

Preliminary Official Statements. The City will take responsibility for the accuracy of all financial information released.

The City will maintain procedures to comply with its continuing disclosure requirements, through the MSRB "EMMA" program, as well as any arbitrage rebate and other Federal requirements.

The City can contract with an external service provider to assist with continuing disclosure requirements as well as rebate calculations due to the expertise required, the complexity of the law or calculation, and the magnitude of risk for non-compliance.

F. Debt Structuring

The City will issue bonds with the final maturity not to exceed the useful life of the asset acquired. Market factors, such as the effects of tax-exempt designations, the cost of early redemption options and the like, will be given consideration during the structuring of long-term debt instruments. Efforts will be made to minimize the effect of large deferrals or 'balloon note' type structures.

G. I&S Accounting

City Charter section 8.12 requires a separate "account" for the City's interest and sinking fund, referred to as the Debt Service account.

H. Reimbursement Resolutions

The City will utilize reimbursement resolutions as a tool to manage its debt issues, due to arbitrage requirements and project timing (but not market driven reasons). In so doing, the City uses its capital reserve "cash" to delay bond, note and CO issues until such time when issuance is favorable and beneficial to the City. The City Council may authorize a reimbursement resolution for General Capital projects that have a direct impact on the City's ad valorem tax rate when the bonds, notes and COs will be issued within the term of the existing City Council.

I. Subject Matter Experts and Advisors

The City will select a financial bond advisor to assist with the issuance and monitoring of debt activities. The financial advisor will recommend other parties to use as bond counsel, rating agencies, paying agents, escrow agents and others involved in a transaction. The City will designate the financial advisor in such a manner to allow investors and underwriting firms to participate in a bond transaction, in accordance with the federal municipal advisor rule.

XI. OTHER FUNDING ALTERNATIVES

When at all possible, the City will research alternative funding opportunities prior to issuing debt or increasing user-related fees.

A. Grants

All potential grants will be examined for any matching requirements and the source of those requirements identified. A grant funding worksheet that clearly identifies funding sources, outcomes and other relevant information will be approved by the City Manager prior to any grant application being submitted. It must be clearly understood that any resulting operation requirements of the grant could be discontinued once the term and conditions of the project have been terminated. The City Council must authorize acceptance of any grant funding.

B. Use of Reserve Funds

The City may authorize the use of reserve funds to potentially delay or eliminate a proposed bond issuance. This may occur due to higher than anticipated fund balances in prior years, thus eliminating or reducing the need for debt proceeds, or postpone a bond issuance until market conditions are more beneficial or timing of the related capital improvements does not correspond with the planned bond sale. Reserve funds used in this manner can be replenished upon issuance of the proposed debt provided a reimbursement resolution is promptly adopted.

C. Developer Contributions

The City will require developers who negatively impact the City's utility capital plans to offset those impacts.

D. Leases

The City may authorize the use of lease financing for certain operating equipment when it is determined that the cost benefit of such an arrangement is advantageous to the City.

E. Impact Fees

The City will impose impact fees as allowable under state law for both water and wastewater services. These fees will be calculated in accordance with statute and reviewed at least every five years. All fees collected will fund projects identified within the Fee study and as required by state laws.

XII. FINANCIAL CONDITIONS AND RESERVES

The City of Lago Vista will strive to maintain budgeted minimum reserves in the ending working capital/fund balances to provide a secure, healthy financial base for the City in the event of a natural disaster or other emergency, allow stability of City operations should revenues fall short of budgeted projections and provide available resources to implement budgeted expenditures without regard to actual timing of cash flows into the City.

A. Operational Coverage

The City's goal is to maintain operations coverage of 1.00-1.25, such that operating revenues will at least equal or exceed current operating expenditures. Deferrals, short-term loans, or one-time sources will be avoided as budget balancing techniques.

B. Operating Reserves

Operating Reserves are generally considered as the Unassigned Portion of Fund Balance for Governmental Funds. GASB #54 outlines the categories of Fund Balance and the appropriate definitions.

1. ***Non-Spendable Fund Balances*** are amounts of the City's fund balance that are:
    i. not in a spendable form including inventory and prepaid items,
    ii. cannot be converted to cash within the current period including long-term portion of loans receivable and non-financial assets held for resale, or
    iii. are required to be maintained intact pursuant to legal or contractual requirements including an endowment or permanent fund.
2. ***Restricted Fund Balances*** are amounts of the City's fund balance that reflect resources that are subject to externally enforceable legal restrictions including those imposed by:
    i. Creditors (through debt covenants),
    ii. Grantors,
    iii. Contributors, and
    iv. Other government's legislation or regulations.

    Restricted special revenue funds/accounts of the City include Public Safety & Courts, Hotel Occupancy (Bed Tax). Other restricted funds include all capital bond funds, impact fee funds, and the General Debt Service Fund.

3. ***Committed Fund Balances*** are the amounts of the City's fund balances that represent resources that are constrained by limitations of the City Council and that remain binding unless removed, modified, or rescinded by the City Council prior to the last day of the fiscal year for which the commitment is made. Committed funds include the Reserve Funds and Parks Fund.
4. ***Assigned Fund Balances*** are those amounts of the City's fund balances that reflect the government's intended use of resources. This would include any future appropriation amounts of fund balances. The City Council has authorized the City

Manager as the official authorized to assign fund balance to a specific purpose but retains the power of final appropriation of those funds.

5. ***Unassigned Fund Balance*** are those amounts of the City's fund balances that are in excess of what can properly be classified in one of the previous four categories. These funds are available for any purpose. Unassigned fund balances shall be held to mitigate financial risk that can occur from unforeseen revenues fluctuations and unanticipated expenditures and provide cash flow for the City's general operations. Annual amounts may vary pending tolerable risk associated with volatility of the economy or exposure to natural risks. Fund unassigned balance should be used only for emergencies, major capital purchases or non-recurring expenditures that cannot be provided by savings in the current year.

The City targets operating reserves at 90 days (25%), but not to drop below 60 days (16.7%). Reserve requirements will be calculated as part of the annual budget process. In rare circumstances, the City will allow the reserves to fall below the target requirement providing a plan is in place to restore the funds and continue to maintain fiscally responsible levels that ensure a positive outlook in the bond ratings.

C. Liabilities and Receivables

Procedures will be followed to maximize discounts and reduce penalties offered by creditors. Current liabilities will be paid within 30 days of receiving the invoice. Accounts Receivable procedures will target collection for a maximum of 30 days of service.

Receivables that are protected by liens on properties will be aggressively pursued through county and state filing methods. Similarly, payments due from utility system customers will also be aggressively pursued, including cut-off procedures for delinquent accounts.

D. Capital Project Funds

Every effort will be made for all monies within the Capital Project Funds to be expended within thirty-six (36) months of receipt. The fund balance will be invested and income generated will offset increases in construction costs or other costs associated with the project. Capital project funds are intended to be expended totally and may include internal costs of labor and equipment determined to be meet the requirements of a capital asset.

E. General Debt Service Funds

Revenues within this fund are stable, based on property tax revenues. Balances are maintained to meet contingencies and to make certain that the next year's debt service payments may be met in a timely manner The fund balance carried over from one fiscal year to the next should not exceed one month or 1/12th annual debt service requirements, in accordance with IRS guidelines.

F. Investment of Reserve Funds

The reserve funds will be invested in accordance with the City's investment policy. Existing non-cash investment would be exempt through retirement of the investment.

XIII. INTERNAL CONTROLS

A. Written Procedures

Wherever possible, written procedures will be established and maintained by the City Manager for all functions involving cash handling and/or accounting throughout the City. These procedures will embrace the general concepts of fiscal responsibility set forth in this policy statement.

The City Manager designates the Finance Director to have access to any city records in order to perform duties of safekeeping and control of assets.

To ensure proper controls, the City will maintain a transition policy, coordinated through its Human Resources and Information Technology departments. This policy with cover safety-sensitive positions that have been assigned duties related to the management of city assets.

Within the Finance Department and areas with significant cash handling, all prudent measures will be taken to ensure proper segregation of duties, within the confines of staffing resources. Finance will work with customer departments, as well as the external audit team, to develop compensating controls and actions in areas where separation is limited.

B. Department Head Responsibility

Each Department Head is responsible for ensuring that good internal controls are followed throughout their department, that all Management directives are implemented and that all independent auditor internal control recommendations are addressed. Departments will develop and periodically update written internal control procedures.

City of Lago Vista

Investment Policy

Adopted by City Council 17 September 2020

CITY OF LAGO VISTA, TEXAS
INVESTMENT POLICY

I. POLICY

It is the policy of the City of Lago Vista (hereinafter referred to as "City") that after allowing for the anticipated cash flow requirements of the City and giving due consideration to the safety and risk of investment, all available funds shall be invested in conformance with these legal and administrative guidelines and to the extent possible, at the optimum rates obtainable at the time of investment.

Effective cash management is recognized as essential to good fiscal management. Investment interest is a visible and material source of revenue to City funds. The City's investment portfolio shall be managed in a manner designed to optimize this revenue source, to be responsive to the public trust, and to be in compliance with legal requirements and limitations.

Investments shall be made with the primary objectives of:

A. Safety - Preservation of Principal.

B. Liquidity - Maintenance of Liquidity to Fund Operations.

C. Public Trust - Prudent Investment Activities.

C. Yield - Optimization of the Portfolio.

II. PURPOSE

The purpose of the investment policy is to comply with Chapter 2256 of Title 10 of the Texas Local Government Code, "Public Funds Investment Act" (hereinafter referred to as the "Act") which requires each city to adopt a written investment policy regarding the investment of its funds and funds under its control. The Investment Policy addresses the methods, procedures and practices that must be exercised to ensure effective and judicious fiscal management of the City's funds.

III. SCOPE

This Investment Policy shall govern the investment of all financial assets of the City. These funds are accounted for in the City's Annual Program of Services (budget) and the Comprehensive Annual Financial Report (CAFR) when it is prepared.

A. Funds Included

1. General Fund.

2. Special Revenue Funds

3. Capital Project Funds

4. Enterprise Funds

5. Trust and Agency Funds - To the extent required by law or existing contract to be kept segregated and managed separately.

6. Debt Service Funds - Including reserves and sinking funds, to the extent not required by law or existing contract to be kept segregated and managed separately.

7. New Funds - Created by the City, unless specifically exempted from this Policy by the City Council or by law.

B. Funds Excluded

This Policy shall not govern funds that are managed under separate investment programs. Such funds currently include the City's participation in the Texas Municipal Retirement System (TMRS) and any deferred compensation programs, including Nationwide and the ICMA-RC 457, administered for the benefit of city employees by outside agencies. The City shall maintain responsibility for these funds only as required by State Law, City Charter or Code of Ordinances.

IV. INVESTMENT OBJECTIVES

The City shall manage and invest its cash with four primary objectives listed in the order of priority as follows: safety, liquidity, public trust, and yield

(expressed as optimization of interest earnings). The safety of the principal invested always remains the primary objective. All investments shall be designed and managed in a manner responsive to the public trust and consistent with State and local law.

The City shall maintain a comprehensive cash management program which includes collection of accounts receivable, vendor payments in accordance with invoice terms, and prudent investment of available cash. Cash management is defined as the process of managing monies in order to ensure maximum cash availability and optimum yield on short-term investment of pooled idle cash.

A. Safety (PFIA 2256.00S(b)(2))

Safety of principal is the foremost objective of the investment program. Investments shall be undertaken in a manner that seeks to ensure the preservation of capital in the overall portfolio. The objective will be able to mitigate credit and interest rate risk.

1. Credit Risk - The City will minimize credit risk, the risk of loss due to the failure of the issuer or backer, by:

   a. Limiting investments to the safety types of securities.

   b. Pre-qualifying the financial institutions and broker/dealers with which the City will do business.

   c. Diversifying the investment portfolio so that potential losses on individual securities will be minimized.

2. Interest Rate Risk - The City will minimize the risk that the market value of securities in the portfolio will fall due to changes in interest rates, by:

   a. Structuring the investment portfolio so that securities mature to meet cash requirements for ongoing operations, thereby avoiding the need to sell securities on the open market prior to maturity.

   b. Investing operating funds primarily in shorter-term securities, bank deposits, money market mutual funds or local government

investment pools.

c. Diversifying maturities and staggering purchase dates to minimize the impact market movements over time.

B. Liquidity (PFIA 2256.005 (b)(2))

The investment portfolio shall remain sufficiently liquid to meet all operating requirements that may be reasonably anticipated. This is accomplished by structuring the portfolio so that securities mature concurrent with cash needs to meet anticipated demands. Because all possible cash demands cannot be anticipated, the portfolio will also be placed in bank deposits, money market mutual funds, or local government investment pools that offer same day liquidity for short-term funds.

C. Public Trust

All participants in the City's investment process shall seek to act responsibility as custodians of the public trust. Investment Officers shall avoid any transaction which might impair public confidence in the City's ability to govern effectively.

D. Yield (Optimization of Interest Earnings) (PFIA 2256.005(b)(2))

The investment portfolio shall be designed with the objective of attaining a market rate of return throughout budgetary and economic cycles, taking into account the investment risk constraints and liquidity needs. Return on investment is of secondary importance compared to the safety and liquidity objectives described above. The core of investments is limited to relatively low risk securities in anticipation of earning a fair return relative to the risk being assumed.

V. RESPONSIBILITY AND CONTROL

A. Delegation of Authority (PFIA 2256.005(f))

Management responsibility for the investment program is assigned to the City Manager with designation by him as provided in the Home Rule

Charter for the City. The Director of Finance is hereby designated as the primary Investment Officer and is responsible for establishing a system of controls to regulate the activities of investment.

No person may engage in an investment transaction or the management of funds except as provided under the terms of this Investment Policy as approved by the City Council. The investment authority granted to these Investment Officers is effective until rescinded by the City Council.

The City Council may designate by resolution one or more Investment Officers or employees as members of the Investment Advisory Committee assigned to review investment policies and procedures, investment strategies, broker/dealers, independent training sources and investment performance. Members of the Committee must demonstrate knowledge and expertise in the area of finance, investments, or cash management. If a Committee is designated, it shall elect a Chairman and the meetings shall be called as needed.

B. Training Requirement (PFIA 2256.008)

In order to ensure qualified and capable investment management, the Director of Finance and any other designated Investment Officers must attend ten (10) hours of training within twelve (12) months of taking office. Additionally, Investment Officers must attend investment training not less than once in a two-year period and receive not less than ten (10) hours of instruction relating to investment responsibilities. The investment training session shall be provided by an independent source approved by the Investment Advisory Committee. For purposes of this Policy, an "independent source" from which investment training shall be obtained shall include a professional organization (such as the Texas Municipal League (TML)), an institute of higher learning, or any other sponsor other than a business organization with whom the City may engage in an investment transaction. The Director of Finance and any other designated Investment Officers shall also comply with any continuing education or retraining requirement prescribed by law.

C. Internal Controls (Best Practice)

The Director of Finance is responsible for establishing and maintaining an internal control structure designed to ensure that the assets of the entity are protected from loss, theft or misuse. The internal control structure shall be designed to provide reasonable assurance that these objectives are met. The concept of reasonable assurance recognizes that the cost of a control should not exceed the benefits likely to be derived and the valuation of costs and benefits requires estimates and judgments by management.

Accordingly, the Director of Finance shall establish a process, as part of the annual audit, for review by the external auditor to assure compliance with policies and procedures. The internal controls shall address the following points:

1. Control of collusion.

2. Segregation of duties.

3. Separation of transactions authority from accounting and record keeping.

3. Custodial safekeeping receipts records management.

4. Avoidance of physical delivery securities.

5. Clear delegation of authority to subordinate staff members.

6. Written confirmation for telephone (voice) transactions for investments and wire transfers.

7. Development of a wire transfer agreement with the depository bank or third-party custodian.

D. Prudence (PFIA 2256.006)

The standard of prudence to be applied by the Investment Officer shall be the "prudent investor" rule.

This rule states that "Investments shall be made with judgment and care, under circumstances then prevailing, which persons of prudence,

Discretion, and intelligence exercise in the management of their own affairs, not for speculation, but for investment, considering the probable safety of their capital as well as the probable income to be derived."

In determining whether an Investment Officer has exercised prudence with respect to an investment decision, the determination shall be made taking into consideration the following:

1. The investment of all funds or funds under the City's control over which the officer had responsibility rather than a consideration as to the prudence of a single investment.

2. Whether the investment decision was consistent with the written Investment Policy of the City and that any deviation from expected outcome was reported in a timely manner to the City Manager and City Council.

E. Indemnification (Best Practice)

The Investment Officer, acting in accordance with written procedures and exercising due diligence, shall not be held personally responsible for a specific security's credit risk or market price changes, provided that these deviations are reported immediately and the appropriate action is taken to control adverse developments.

F. Ethics and Conflicts of Interest (PFIA 2256.005(I))

Investment Officers and employees involved in the investment process shall refrain from personal business activity that would conflict with the proper execution and management of the investment program, or that would impair their ability to make impartial decisions. Employees and Investment Officers shall disclose any material interests in financial/investment positions that could be related to the performance of the investment portfolio. Employees and Investment Officers shall refrain from undertaking personal investment transactions with the same individual with which business is conducted on behalf of the City.

An Investment Officer of the City who has a personal business relationship with an organization seeking to sell an investment to the

City shall file a statement disclosing that personal business interest. An investment officer who is related within the second degree of affinity or sanguinity to an individual seeking to sell an investment to the City shall file a statement disclosing that relationship. A statement required under this subsection must be filed with the Texas Ethics Commission and the City Council.

VI. SUITABLE AND AUTHORIZED INVESTMENTS

A. Portfolio Management

The City currently has a "buy and hold" portfolio strategy. Maturity dates are matched with cash flow requirements and investments purchased with the intent to be held until maturity. However, securities may be sold before they mature if market conditions present an opportunity for the City to benefit from the trade. Securities may be sold for the following reasons:

1. A security with declining credit may be sold early to minimize loss of principal.

2. A security swap would improve the quality, yield, or target duration in the portfolio.

3. Liquidity needs of the portfolio require that the security be sold.

B. Investments (PFIA 2256.00S(b)(4)(A))

Assets of the City may be invested in the following instruments provided, however, that at no time shall assets of the City be invested in any instrument or security not authorized for investment under the Act, as the Act may from time to time be amended.

1. Authorized.

   a. Obligations of the United States of America, its agencies or instrumentalities.

   b. Certificates of Deposit (CD's) of state and national banks

domiciled in Texas, a savings and loan association domiciled in this state, or a state or federal credit union that has its main office or a branch office in this state that is guaranteed or insured by the Federal Deposit Insurance Corporation (FDIC) or its successor or secured by obligations in manner and amount provided by law for deposits of the investing entity.

c. Fully collateralized direct repurchase agreements with a defined termination date secured by obligations of the United States or its agencies and instrumentalities. These shall be pledged to the City, held in the City's name, and deposited at the time the investment is made with the City or with a third party selected and approved by the City. Repurchase agreements must be purchased through a primary government securities dealer, as defined by the Federal Reserve, or a financial institution doing business in this state. A Master Repurchase Agreement must be signed by the bank/dealer prior to investment in a repurchase agreement. All repurchase agreement transactions will be on a delivery vs. payment basis. Securities received for repurchase agreements must have a market value greater than or equal to 110 percent at the time funds are disbursed.

d. Money Market Mutual funds that are:

(1) registered and regulated by the Securities Exchange Commission (SEC);

(2) have a dollar weighted average stated maturity of ninety (90) days or less;

(3) and, maintain a net asset value of $1 for each share.

e. Government investment pools which:

(1) meet the requirements of Chapter 2256.016 of the Act;

(2) are rated no lower than AAA or an equivalent rating by at least one nationally recognized rating service;

(3) and, are authorized by resolution or ordinance by the City Council.

2. Not Authorized (PFIA 2256.009(b)(1-4)

Under no circumstances shall investments be made in interest-only or principal-only strips of obligations with underlying mortgage- backed security collateral, or in collateralized mortgage obligations with an inverse floating interest rate or a final maturity date of ten (10) years.

VII. INVESTMENT PARAMETERS

A. Maximum Maturities (PFIA 2256.005(b)(4)(B))

The longer the maturity of investments the greater the price volatility. Therefore, it is the City's policy to concentrate its investment portfolio in shorter-term securities in order to limit principal risk caused by changes in interest rates.

The City attempts to match its investments with anticipated cash flow requirements. Unless matched to a specific cash flow, the City will not directly invest in securities maturing greater than twenty-four (24) months from the date of purchase. Additionally, the above described obligations, certificates, or agreements may be collateralized using only those investments meeting these same criteria provided that the securities pledged for collateral may not mature more than sixty (60) months from the date of purchase or pledge.

Because no secondary market exists for repurchase agreements, the maximum maturity shall be 120 days.

Each Fund portfolio will have a weighted average maturity of twelve (12) months or less. This dollar weighted average maturity will be calculated using the stated final maturity dates of each security.

B. Diversification (PFIA 2256.005(b)(3))

The City recognizes that investment risks can result from issuer defaults, market price changes or various technical complications leading to temporary illiquidity. Risk is controlled through portfolio diversification that shall be achieved by the following general guidelines.

1. Limiting investments to avoid overconcentration in securities from a specific issuer or business sector (excluding U. S. government securities).

2. Limiting investment in securities that have higher credit risks.

3. Investing in securities with varying maturities.

4. Continuously investing a portion of the portfolio in readily available funds such as bank deposits, local government investment pools, money market mutual funds or overnight repurchase agreements to ensure that appropriate liquidity is maintained in order to meet ongoing obligations.

The following maximum limits, by instrument, are established for the City of Lago Vista portfolio:

1.	U. S. Treasury Securities	100%
2.	Agencies and Instrumentalities	85%
3.	Certificates of Deposit	100%
4.	Repurchase Agreements*	20%
5.	Money Market Mutual Funds	50%
6.	Authorized Pools	100%
7.	Depository Bank	100%

*Excluding flexible repurchase agreements for investment of bond proceeds.

VIII. INVESTMENT STRATEGY BY FUND TYPE

A. Operating Funds and Commingled Funds Containing Operating Funds

Operating Funds will have as their primary objective to support the goals of the Investment Policy on these funds for safety and assure that cash flows are matched with adequate liquidity while obtaining reasonable market yields. This will be accomplished by purchasing quality, short-term securities in a laddered structure or utilizing other liquid alternatives.

The dollar weighted average will be 180 days or less to accomplish this goal. The portfolio shall be diversified to protect against credit and market risk in any one sector. No security will be purchased with maturity over eighteen (18) months. Operating fund reserves or fund balances shall only be invested in securities that have a maximum maturity of twelve (12) months.

B. Debt Service

Investment strategies for debt service funds shall have as the primary objective the guarantee of investment liquidity adequate to cover the debt service obligation on the required payment date. Investment will be made that will promise safety of principal and liquidity first and yield and diversification second. Securities purchased will not have maturity dates that exceed the next debt service payment date until the next debt service payment is fully funded and in no instance will have a maximum weighted average maturity greater than six (6) months.

C. Debt Service Reserves

Investments will have as the primary objective the ability to generate a dependable revenue stream to the appropriate debt service fund within the limits set forth by the bond ordinance or debt covenants specific to each individual bond issue.

Since this is one of the highest priorities of the City, securities with the highest safety will be chosen. Securities will be chosen for their maturity dates and not require the highest degree of diversification.

Reserve funds will purchase securities carrying the optimum yield available within the desired maturity and quality range, with a maximum weighted average maturity of twelve (12) months.

D. Capital Project and Special Purpose Funds

These funds will have as their primary objective to ensure that anticipated cash flows are matched with adequate investment liquidity. No funds will be invested longer than the related anticipated expenditures.

These portfolios should have liquid securities to allow for unanticipated project expenditures or accelerated project outlays due to a better than expected or changed construction schedule. The dollar weighted average life of the portfolio should match the weighted average life of the expenditures. Funds invested for capital projects may be from bond proceeds that are subject to arbitrage rebate regulations.

The City will have an arbitrage rebate calculation performed annually to determine the income, if any, that has exceeded the arbitrage yield of bonds. Any positive arbitrage income will be rebated to the Federal Government according to arbitrage regulations. A secondary objective of these funds is to achieve a yield equal to or greater than the arbitrage yield on the applicable bond.

IX. SELECTION OF BANK DEPOSITORY, BROKER/DEALERS, AND INVESTMENT ADVISORS

A. Depository (Chapter 116, Texas Local Government Code)

At least every five (5) years, as allowed by State Law, a Depository shall be selected through the City's banking services procurement process, which shall include a formal request for proposal (RFP). The term of said banking services shall be for a maximum of an initial three (3) year term, with options to renew for either one or two-year terms. The

selection of a depository will be determined by competitive process and evaluation of proposals will be based on the following selection criteria:

1. The ability to qualify as a depository for public fund in accordance with state and local laws.

2. The ability to provide requested information or financial statements for the periods specified.

3. The ability to meet all requirements in the banking RFP and the Investment Policy.

4. Complete response to all required items on the bid form.

5. Lowest net banking service cost, consistent with the ability to provide an appropriate level of service.

6. The credit worthiness and financial stability of the bank.

B. Brokers/Dealers (PFIA 2256.025)

The City shall select dealers reporting to the Market Reports Division of the Federal Reserve Board of New York, also known as "Primary Government Security Dealers", or regional dealers that qualify under Securities and Exchange Commission (SEC) Rule 15C3-1 (uniform net capital rule).

All financial institutions and broker/dealers who desire to become qualified bidders for investment transactions must supply the following as appropriate:

1. Audited financial statements.

2. Completed broker/dealer questionnaire.

3. Certification of having read and understood the City's Investment Policy and agreeing to comply with the Policy.

An Investment Advisory Committee must adopt and annually review a

list of qualified broker/dealers authorized to engage in investment transactions with the City.

C. Investment Advisors

Investment Advisors shall adhere to the spirit, philosophy, and specific terms of this Policy and shall advise within the same "Standard of Care". Selected Investment Advisors must be registered under the Investment Advisors Act of 1940 or with the State Securities Board. A contact with an Investment Advisor may not be for a term longer than two years and must be approved by the City Council, including any renewals or extensions.

D. Competitive Bids (Best Practice)

Competitive quotes must be taken from at least three (3) qualifying institutions for any investment transaction, other than the investment of funds in an authorized pool, money market mutual fund, or certificate of deposit through the depository bank. Investment transactions may be done orally but must be followed by electronic or written communication. Written confirmation shall be received from the financial institution or broker/dealer.

D. Delivery Versus Payment (PFIA 2256.005(b)(4)(E))

Securities shall be purchased using the **delivery versus payment** method with the exception of investment pools and mutual funds. Funds shall not be wired and paid until verification has been made that the safekeeping bank received the correct security. The security shall be held in the name of the City or held on behalf of the City. The safekeeping bank's records shall assure the notation of the City's ownership of or explicit claim on the securities. The original copy of all safekeeping receipts shall be delivered to the City.

X. SAFEKEEPING OF SECURITIES

A. Safekeeping Agreement (Best Practice)

The City shall contract with a bank or banks for the safekeeping of

securities either owned by the City as part of its investment portfolio or held as collateral to secure demand or time deposits.

B. Safekeeping

All securities owned by the City shall be held by its safekeeping agent, except the collateral for certificates of deposit in banks. The collateral for certificates of deposit or banks will be registered in the City's name, or a third- party bank in the City's name, at the City's discretion. Original safekeeping receipts shall be obtained by the Director of Finance.

C. Collateralization (PFIA 2257.023)

Consistent with the requirements of the Public Funds Collateral Act, it is the policy of the City to require full collateralization of all City investments and funds on deposit with a depository bank or other financial institution. In order to anticipate market changes and provide a level of security for all funds, the collateralization level will be 102% of market value of principal and accrued interest on the deposits, less an amount insured by the FDIC or FSLIC. At its discretion, the City may require a higher level of collateralization for certain collateral securities.

Securities pledged as collateral shall be held by an independent third party with whom the City has a current custodial agreement. The Director of Finance is responsible for entering into collateralization agreements with third party custodians in compliance with this Policy. The agreements are to specify the acceptable investment securities for collateral, including provisions relating to possession of the collateral, the substitution or release of investment securities, ownership of securities, and the method of valuation of securities.

A clearly marked evidence of ownership (safekeeping receipt) must be supplied to the City and retained by the Director of Finance. Collateral shall be reviewed at least monthly to ensure that the market value of the pledged securities is adequate. The City, at its sole discretion, may change the reporting frequency.

D. Collateral Defined

The City shall accept the following securities as collateral:

1. Obligations of the United States or its agencies and instrumentalities.

2. Direct obligations of the State of Texas or its agencies and instrumentalities.

3. Collateralized mortgage obligations directly issued by a federal agency or instrumentality of the United States, the underlying security for which is guaranteed by an agency or instrumentality of the United States.

4. Obligations of states, agencies, counties, cities, and other political subdivisions of any state rated as to investment quality by a nationally recognized rating firm not less than "A" or its equivalent with a remaining maturity of ten (10) years or less.

5. A surety bond issued by an insurance company rated as to investment quality by a nationally recognized rating firm not less than "A" or its equivalent.

6. A letter of credit issued to the City by the Federal home Loan Bank.

E. Subject to Audit

All collateral shall be subject to inspection and audit by the Director of Finance or the City's independent auditors.

XI. PERFORMANCE

A. Performance Standards

The City's investment portfolio will be managed in accordance with the parameters specified within this Policy. The portfolio shall be designed with the objective of obtaining a rate of return through budgetary and economic cycles commensurate with the investment risk constraints and the cash flow requirements of the City.

B. Performance Benchmark (Best Practice)

The City's portfolio shall be designed with the objective of regularly meeting or exceeding the average rate of return on U. S. Treasury Bills at a maturity level comparable to the City's weighted average maturity in days. Weighted -average yield to maturity shall be the portfolio performance measurement.

XII. REPORTING

A. Methods (PFIA 2256.023)

The Investment Officers shall prepare an investment report on no less than a quarterly basis that summarizes investment strategies employed in the most recent quarter.

The quarterly investment report shall include a summary statement of investment activity prepared in compliance with generally accepted accounting principles. This summary will be prepared in a manner which will allow the City to ascertain whether investment activities during the reporting period have conformed to the Investment Policy. The report will be provided to the City Manager and the City Council. The report will include the following:

1. A listing of individual securities held at the end of the reporting period.

2. Unrealized gains or losses resulting from appreciation or depreciation by listing the beginning and ending book and market value of securities for the period.

3. Additions and changes to the market value during the period.

4. Average weighted yield to maturity of portfolio as compared to applicable benchmark.

5. Listing of investments by maturity date.

6. Fully accrued interest for the reporting period.

7. The percentage of total portfolio which each type of investment represents.

8. Statement of compliance of the City's investment portfolio with State Law and the investment strategy and Policy approved by the City Council.

In conjunction with the annual audit, an independent auditor will perform a formal review of the quarterly reports with the results reported to the City Council (PFIA 2256.023(d)).

B. Marking to Market (PFIA 2256.005(b)(4)(D))

Market value of all securities in the portfolio will be determined on a quarterly basis. These values will be obtained from a reputable and independent source.

XIII. INVESTMENT POLICY ADOPTION

The City's Investment Policy shall be adopted by resolution of the City Council (PFIA 2256.005(e)). It is the City's intent to comply with state laws and regulations. The City's Investment Policy shall be subject to revisions to stay current with changing laws, regulations, and the needs of the City. The Policy shall be reviewed annually by the City Council and any changes or modifications must be approved by the City Council.

CITY OF LAGO VISTA
CONSOLIDATED SCHEDULE OF BOND MATURITIES

FY ENDING	2005 GO	2006 CO	2008 CO	2009 GO	2011 GO	2014 CO	2015 GO	2015 $2.2 M TAX NOTE	2015 $3.7 M TAX NOTE	2016A REFUNDING	2016B REFUNDING	2017 CO	TOTAL
9/30/2021		478,058.75	141,758.80		631,375.00	333,175.00	366,600.00			84,950.00	159,259.23	491,637.50	2,686,814.28
9/30/2022		477,674.50	142,559.85		470,700.00	332,275.00	303,800.00			163,250.00	297,009.43	489,362.50	2,676,631.28
9/30/2023		476,670.75	142,186.75		471,975.00	331,375.00	302,200.00			165,175.00	297,913.16	491,862.50	2,679,358.16
9/30/2024		479,944.25	141,658.85			409,275.00	692,600.00			157,100.00	307,956.26	487,837.50	2,676,371.86
9/30/2025		482,391.75	141,956.80			405,425.00	694,600.00			154,100.00	307,297.26	487,237.50	2,673,008.31
9/30/2026		484,013.25	142,061.25			405,925.00	690,900.00			151,100.00	306,393.76	491,137.50	2,671,530.76
9/30/2027		484,808.75	141,972.20			406,225.00	691,500.00			147,600.00	315,036.26	489,537.50	2,676,679.71
9/30/2028			141,689.65			1,018,825.00	563,900.00			143,600.00	318,081.26	405,337.50	2,591,433.41
9/30/2029						1,018,225.00	705,300.00			144,500.00	320,582.26	408,587.50	2,597,194.76
9/30/2030						1,016,425.00	708,000.00			140,300.00	327,435.76	406,612.50	2,598,773.26
9/30/2031						1,023,225.00	699,900.00			131,200.00	333,533.26	409,412.50	2,597,270.76
9/30/2032						1,023,525.00	701,000.00			127,200.00	338,561.18	411,593.75	2,601,879.93
9/30/2033						1,027,325.00	696,200.00			123,200.00	337,718.08	408,225.00	2,592,668.08
9/30/2034						1,029,525.00	695,500.00			129,000.00	336,501.08	409,612.50	2,600,138.58
9/30/2035						1,027,612.50	698,700.00			129,500.00	330,003.65	405,756.25	2,591,572.40
9/30/2036										159,200.00	195,749.63	411,212.50	766,162.13
9/30/2037										158,100.00	198,645.53	405,975.00	762,720.53
9/30/2038												331,500.00	331,500.00
9/30/2039												332,687.50	332,687.50
9/30/2040												333,500.00	333,500.00
9/30/2041												329,031.25	329,031.25
9/30/2042												329,281.25	329,281.25
9/30/2043												329,156.25	329,156.25
9/30/2044												333,200.00	333,200.00
9/30/2045												331,400.00	331,400.00
9/30/2046												329,200.00	329,200.00
9/30/2047												331,500.00	331,500.00
	0.00	3,363,562.00	1,135,844.15	0.00	1,574,050.00	10,808,362.50	9,210,700.00	0.00	0.00	2,409,075.00	5,027,677.05	10,821,393.75	44,350,664.45
	(1)	(2)	(3)	(4)	(5)	(6)	(7)	(8)	(9)	(10)	(11)	(12)	

(1) Refunded the 2005 GO with the 2015 Bond Series
(2) Utility Improvements. Airport CIP
(3) Police Building. Traffic Signal. Utilities Improvements
(4) Refunding of 1999 Debt Issues
(5) Refunding of CO 2003 and 2010 Tax Notes
(6) 2014 CO - Build WTP #3
(7) 2015 CO - Refunded the 2005 Bond Series
(8) 2015 $2.2 Million Tax Note
(9) 2015 $3.7 Million Tax Note
(10) 2016A Refunded the 2015 Tax Note - Tax Exempt
(11) 2016B Refunded the 2015 Tax Note - Taxable Note
(12) 2017 CO - Multiple CIP Projects

SCHEDULE 1
CITY OF LAGO VISTA, TEXAS
UTILITY FUND
SCHEDULE OF BOND MATURITIES AND INTEREST
COMBINATION TAX AND LIMITED PLEDGE REVENUE CERTIFICATES OF OBLIGATION
SERIES 2006
THE BANK OF AMERICA NA
PAR AMOUNT $6,515,000 - INTEREST RATE 4.13%
DATE OF ISSUE 10-5-2006 - MATURITY DATE 02-15-2027
SEPTEMBER 30, 2021

Year Ended 30-Sep	February Interest	Principal	August Interest	Total
2021	60,298.00	365,000.00	52,760.75	478,058.75
2022	52,760.75	380,000.00	44,913.75	477,674.50
2023	44,913.75	395,000.00	36,757.00	476,670.75
2024	36,757.00	415,000.00	28,187.25	479,944.25
2025	28,187.25	435,000.00	19,204.50	482,391.75
2026	19,204.50	455,000.00	9,808.75	484,013.25
2027	9,808.75	475,000.00	0.00	484,808.75
	251,930.00	2,920,000.00	191,632.00	3,363,562.00

SCHEDULE 2
CITY OF LAGO VISTA, TEXAS
SCHEDULE OF BOND MATURITIES AND INTEREST
COMBINATION TAX AND LIMITED PLEDGE REVENUE CERTIFICATES OF OBLIGATION
SERIES 2008
PAR AMOUNT $2,000,000 - INTEREST RATE 3.87%
DATE OF ISSUE 07-09-2008 - MATURITY DATE 02-15-2028
SEPTEMBER 30, 2021

Year Ended 30-Sep	February Interest	Principal	August Interest	Total
2021	18,904.95	106,000.00	16,853.85	141,758.80
2022	16,853.85	111,000.00	14,706.00	142,559.85
2023	14,706.00	115,000.00	12,480.75	142,186.75
2024	12,480.75	119,000.00	10,178.10	141,658.85
2025	10,178.10	124,000.00	7,778.70	141,956.80
2026	7,778.70	129,000.00	5,282.55	142,061.25
2027	5,282.55	134,000.00	2,689.65	141,972.20
2028	2,689.65	139,000.00	0.00	141,689.65
	88,874.55	977,000.00	69,969.60	1,135,844.15

SCHEDULE 3
CITY OF LAGO VISTA, TEXAS
GENERAL LONG TERM DEBT
GENERAL OBLIGATION REFUNDING BOND
SERIES 2009
BANK OF AMERICA, NA.
PAR AMOUNT $2,340,000 - INTEREST RATE 3.30%
DATE OF ISSUE 08-20-2009 - MATURITY DATE 02-15-2019
SEPTEMBER 30, 2021

Year Ended 30-Sep	February Interest	Principal	August Interest	Total
2020	0.00	0.00	0.00	0.00
	0.00	0.00	0.00	0.00

SCHEDULE 4
CITY OF LAGO VISTA, TEXAS
GENERAL LONG TERM DEBT
SCHEDULE OF BOND MATURITIES AND INTEREST
GENERAL OBLIGATION REFUNDING BOND
SERIES 2011
PAR AMOUNT $4,535,000 - INTEREST RATE 2.00%
DATE OF ISSUE 12-1-2011 - MATURITY DATE 2-15-2023
SEPTEMBER 30, 2021

Year Ended 30-Sep	February Interest	Principal	August Interest	Total
2021	22,650.00	595,000.00	13,725.00	631,375.00
2022	13,725.00	450,000.00	6,975.00	470,700.00
2023	6,975.00	465,000.00	0.00	471,975.00
	43,350.00	1,510,000.00	20,700.00	1,574,050.00

SCHEDULE 5
CITY OF LAGO VISTA, TEXAS
WATER TREATMENT PLANT #3
SCHEDULE OF BOND MATURITIES AND INTEREST
GENERAL LONG TERM DEBT - CERTIFICATES OF OBLIGATION
COMBINATION TAX AND LIMITED PLEDGE REVENUE CERTIFICATES OF OBLIGATION
SERIES 2014
THE BANK OF AMERICA NA
PAR AMOUNT $7,655,000 - INTEREST RATE 3.60%
DATE OF ISSUE 8-19-2014 - MATURITY DATE 2-15-2035
SEPTEMBER 30, 2021

Year Ended 30-Sep	February Interest	Principal	August Interest	Total
2021	151,812.50	30,000.00	151,362.50	333,175.00
2022	151,362.50	30,000.00	150,912.50	332,275.00
2023	150,912.50	30,000.00	150,462.50	331,375.00
2024	150,462.50	110,000.00	148,812.50	409,275.00
2025	148,812.50	110,000.00	146,612.50	405,425.00
2026	146,612.50	115,000.00	144,312.50	405,925.00
2027	144,312.50	120,000.00	141,912.50	406,225.00
2028	141,912.50	750,000.00	126,912.50	1,018,825.00
2029	126,912.50	780,000.00	111,312.50	1,018,225.00
2030	111,312.50	810,000.00	95,112.50	1,016,425.00
2031	95,112.50	850,000.00	78,112.50	1,023,225.00
2032	78,112.50	885,000.00	60,412.50	1,023,525.00
2033	60,412.50	925,000.00	41,912.50	1,027,325.00
2034	41,912.50	965,000.00	22,612.50	1,029,525.00
2035	22,612.50	1,005,000.00	0.00	1,027,612.50
	1,722,587.50	7,515,000.00	1,570,775.00	10,808,362.50

SCHEDULE 6
CITY OF LAGO VISTA, TEXAS
GENERAL LONG TERM DEBT - REFUNDING SERIES 2005 BONDS
SCHEDULE OF BOND MATURITIES AND INTEREST
GENERAL OBLIGATION REFUNDING BONDS
SERIES 2015
US BANK
PAR AMOUNT $6,955,000 - INTEREST RATE 3.08%
DATE OF ISSUE 1-8-2015 - MATURITY DATE 02-15-2035
SEPTEMBER 30, 2021

Year Ended 30-Sep	February Interest	Principal	August Interest	Total
2021	134,300.00	100,000.00	132,300.00	366,600.00
2022	132,300.00	40,000.00	131,500.00	303,800.00
2023	131,500.00	40,000.00	130,700.00	302,200.00
2024	130,700.00	440,000.00	121,900.00	692,600.00
2025	121,900.00	460,000.00	112,700.00	694,600.00
2026	112,700.00	475,000.00	103,200.00	690,900.00
2027	103,200.00	495,000.00	93,300.00	691,500.00
2028	93,300.00	385,000.00	85,600.00	563,900.00
2029	85,600.00	545,000.00	74,700.00	705,300.00
2030	74,700.00	570,000.00	63,300.00	708,000.00
2031	63,300.00	585,000.00	51,600.00	699,900.00
2032	51,600.00	610,000.00	39,400.00	701,000.00
2033	39,400.00	630,000.00	26,800.00	696,200.00
2034	26,800.00	655,000.00	13,700.00	695,500.00
2035	13,700.00	685,000.00	0.00	698,700.00
	1,315,000.00	6,715,000.00	1,180,700.00	9,210,700.00

SCHEDULE 7
CITY OF LAGO VISTA, TEXAS
GENERAL LONG TERM DEBT - 7 YEAR TAX NOTE
SCHEDULE OF BOND MATURITIES AND INTEREST
LIMITED TAX NOTE
SERIES 2015
BANK OF AMERICA
PAR AMOUNT $2,200,000 - INTEREST RATE 2.16%
DATE OF ISSUE 6-18-2015 - MATURITY DATE 02-15-2022
SEPTEMBER 30, 2021

Year Ended 30-Sep	February Interest	Principal	August Interest	Total
2021	0.00	0.00	0.00	0.00
2022	0.00	0.00	0.00	0.00
	0.00	0.00	0.00	0.00

SCHEDULE 8
CITY OF LAGO VISTA, TEXAS
GENERAL LONG TERM DEBT - 7 YEAR TAX NOTE
SCHEDULE OF BOND MATURITIES AND INTEREST
LIMITED TAX NOTE
TAXABLE SERIES 2015
BANK OF AMERICA
PAR AMOUNT $3,738,000 - INTEREST RATE 3.17%
DATE OF ISSUE 10-1-2015 - MATURITY DATE 02-15-2022
SEPTEMBER 30, 2021

Year Ended 30-Sep	February Interest	Principal	August Interest	Total
2021	0.00	0.00	0.00	0.00
2022	0.00	0.00	0.00	0.00
	0.00	0.00	0.00	0.00

SCHEDULE 9
CITY OF LAGO VISTA, TEXAS
GENERAL LONG TERM DEBT - REFUNDING 2015 TAX NOTE - TAX EXEMPT PORTION
SCHEDULE OF BOND MATURITIES AND INTEREST
GENERAL OBLIGATION REFUNDING BOND
SERIES 2016A
US BANK
PAR AMOUNT $1,810,000 - INTEREST RATE 2.80%
DATE OF ISSUE 12-1-2016 - MATURITY DATE 02-15-2037
SEPTEMBER 30, 2021

Year Ended 30-Sep	February Interest	Principal	August Interest	Total
2021	32,575.00	20,000.00	32,375.00	84,950.00
2022	32,375.00	100,000.00	30,875.00	163,250.00
2023	30,875.00	105,000.00	29,300.00	165,175.00
2024	29,300.00	100,000.00	27,800.00	157,100.00
2025	27,800.00	100,000.00	26,300.00	154,100.00
2026	26,300.00	100,000.00	24,800.00	151,100.00
2027	24,800.00	100,000.00	22,800.00	147,600.00
2028	22,800.00	100,000.00	20,800.00	143,600.00
2029	20,800.00	105,000.00	18,700.00	144,500.00
2030	18,700.00	105,000.00	16,600.00	140,300.00
2031	16,600.00	100,000.00	14,600.00	131,200.00
2032	14,600.00	100,000.00	12,600.00	127,200.00
2033	12,600.00	100,000.00	10,600.00	123,200.00
2034	10,600.00	110,000.00	8,400.00	129,000.00
2035	8,400.00	115,000.00	6,100.00	129,500.00
2036	6,100.00	150,000.00	3,100.00	159,200.00
2037	3,100.00	155,000.00	0.00	158,100.00
	338,325.00	1,765,000.00	305,750.00	2,409,075.00

SCHEDULE 10
CITY OF LAGO VISTA, TEXAS
GENERAL LONG TERM DEBT - REFUNDING 2015 TAX NOTE - TAXABLE PORTION
SCHEDULE OF BOND MATURITIES AND INTEREST
GENERAL OBLIGATION REFUNDING BONDS
TAXABLE SERIES 2016B
US BANK
PAR AMOUNT $3,875,000 - INTEREST RATE 3.49%
DATE OF ISSUE 12-1-2016 - MATURITY DATE 02-15-2037
SEPTEMBER 30, 2021

Year Ended 30-Sep	February Interest	Principal	August Interest	Total
2021	62,300.33	35,000.00	61,958.90	159,259.23
2022	61,958.90	175,000.00	60,050.53	297,009.43
2023	60,050.53	180,000.00	57,862.63	297,913.16
2024	57,862.63	195,000.00	55,093.63	307,956.26
2025	55,093.63	200,000.00	52,203.63	307,297.26
2026	52,203.63	205,000.00	49,190.13	306,393.76
2027	49,190.13	220,000.00	45,846.13	315,036.26
2028	45,846.13	230,000.00	42,235.13	318,081.26
2029	42,235.13	240,000.00	38,347.13	320,582.26
2030	38,347.13	255,000.00	34,088.63	327,435.76
2031	34,088.63	270,000.00	29,444.63	333,533.26
2032	29,444.63	285,000.00	24,116.55	338,561.18
2033	24,116.55	295,000.00	18,601.53	337,718.08
2034	18,601.53	305,000.00	12,899.55	336,501.08
2035	12,899.55	310,000.00	7,104.10	330,003.65
2036	7,104.10	185,000.00	3,645.53	195,749.63
2037	3,645.53	195,000.00	0.00	198,645.53
	654,988.69	3,780,000.00	592,688.36	5,027,677.05

CITY OF LAGO VISTA, TEXAS
GENERAL LONG TERM DEBT
SCHEDULE OF BOND MATURITIES AND INTEREST
GENERAL LONG TERM DEBT - CERTIFICATES OF OBLIGATION
COMBINATION TAX AND LIMITED PLEDGE REVENUE CERTIFICATES OF OBLIGATION
SERIES 2017
US BANK
PAR AMOUNT $7,725,000 - INTEREST RATE 3.25%
DATE OF ISSUE 3-16-2017 - MATURITY DATE 02-15-2047
SEPTEMBER 30, 2021

Year Ended 30-Sep	February Interest	Principal	August Interest	Total
2021	127,618.75	240,000.00	124,018.75	491,637.50
2022	124,018.75	245,000.00	120,343.75	489,362.50
2023	120,343.75	255,000.00	116,518.75	491,862.50
2024	116,518.75	260,000.00	111,318.75	487,837.50
2025	111,318.75	270,000.00	105,918.75	487,237.50
2026	105,918.75	285,000.00	100,218.75	491,137.50
2027	100,218.75	295,000.00	94,318.75	489,537.50
2028	94,318.75	220,000.00	91,018.75	405,337.50
2029	91,018.75	230,000.00	87,568.75	408,587.50
2030	87,568.75	235,000.00	84,043.75	406,612.50
2031	84,043.75	245,000.00	80,368.75	409,412.50
2032	80,368.75	255,000.00	76,225.00	411,593.75
2033	76,225.00	260,000.00	72,000.00	408,225.00
2034	72,000.00	270,000.00	67,612.50	409,612.50
2035	67,612.50	275,000.00	63,143.75	405,756.25
2036	63,143.75	290,000.00	58,068.75	411,212.50
2037	58,068.75	295,000.00	52,906.25	405,975.00
2038	52,906.25	230,000.00	48,593.75	331,500.00
2039	48,593.75	240,000.00	44,093.75	332,687.50
2040	44,093.75	250,000.00	39,406.25	333,500.00
2041	39,406.25	255,000.00	34,625.00	329,031.25
2042	34,625.00	265,000.00	29,656.25	329,281.25
2043	29,656.25	275,000.00	24,500.00	329,156.25
2044	24,500.00	290,000.00	18,700.00	333,200.00
2045	18,700.00	300,000.00	12,700.00	331,400.00
2046	12,700.00	310,000.00	6,500.00	329,200.00
2047	6,500.00	325,000.00	0.00	331,500.00
	1,892,006.25	7,165,000.00	1,764,387.50	10,821,393.75



CITY OF
LAGO VISTA
TEXAS

Capital Improvement Plan
2020 - 2025



CAPITAL IMPROVEMENT PLAN

5-YEAR CIP 2020-2025

APPROVED: Thursday, September 03, 2020

CAPITAL IMPROVEMENT PLAN

The City updates its Capital Improvement Plan (CIP) each year. The responsibility for updating the plan and presenting it to the City Council rests with the CIP Committee (or Staff).

Process

The CIP process continues each year when Capital projects on their multiyear pass. The projects are studied and evaluated for importance and timeliness. The estimated cost, the time frame, justification, and impact on operating budgets are reviewed for conditions, estimated growth rates, the comprehensive plan, new initiatives, and economic conditions

The CIP Committee (or Staff) evaluates the CIP. Criteria include legal constraints and requirements, health and safety, project life, impact on the City's operating budget, consistency with the City Council and Management priorities, conformance with adopted plans, cost effectiveness, frequency of use and population impacted.

Capital Improvement Program Definitions

The Capital Improvement Program (CIP) is a planning and budgeting tool which provides information about the City's infrastructure needs for a twenty-year time frame. Each year, the list of projects is reviewed for need, cost and priority. New projects may be added and other projects deleted.

Generally, capital improvements are defined as physical assets, constructed or purchased, that have a useful life of ten years or longer and a cost of $25,000 or more. The following are capital improvements included in the plan:

a. New and expanded facilities for the community
b. Large scale rehabilitation or replacement of existing facilities.
c. Equipment for any public facility or improvement when first constructed or acquired
   d. The cost of engineering or architectural studies and services relative to the improvement
d. The acquisition of land for a community facility such as park, road, sewer line, etc.

Finally, the City includes major purchases in the CIP plan. These may include major equipment, vehicles, major computer hardware and computer software that, over the life of the project, cost $25,000 or more.

What are Capital Projects?

There are two types of capital expenditures. One deals with infrastructure projects and the other with operating programs. Capital Projects, which are addressed in the CIP and budgeted within the City's Adopted Budget, generally include major fixed assets or infrastructure with long term value, such as buildings, roads, bridges, and parks; major equipment purchases (vehicles), life and capital maintenance projects. Any of these may involve some form of debt financing.

Capital projects costs include all expenditures related to the planning, design, construction and equipment necessary to bring a project on line. The costs can include reimbursement of the project manager's time.

Why have a Capital Improvement Program?

The CIP provides information on the current and long-range infrastructure and equipment requirements of the City. It provides a mechanism for balancing needs and resources and for setting priorities and schedules for capital projects. It is based on needs identified through the planning process, requests needs and recommendations of City departments and the concerns of citizens and elected officials.

The CIP includes identification of the revenue sources, which will be utilized to fund capital improvements. Projects are included even if revenues are not available to fund them. These projects are prioritized and may be funded by current revenues or by debt financing, depending on the availability of funds, the nature of the project, and the policies of the Council.

Time may also be an issue with the length of a construction project, or a critical deadline being that can change year to year.

The CIP strives for efficient use of capital improvement funds by identifying CIP projects and prioritizing them according to their relative importance and urgency of need. Identification assures needed projects are known, while prioritization ensures that those projects which are most urgently needed are funded first.

Why a separate Capital Improvement Program?

The Capital Improvement Program outlines long range capital improvement expenditures. Funds budgeted through the CIP for a specific project during a specific year remain with that project until the project is completed, while the operating budget terminates at the end of the fiscal year.

Each year project costs will be reviewed and additional funds may be allocated to a project which, when combined with resources carried over from the prior year, result in the continuing project budget for the new fiscal year.

How are projects prioritized?

The City does not have sufficient funding to meet all of its capital needs each year. Projects are prioritized based on the effect of each project on the City's ability to meet community goals. Projects are compared on the basis of a common set of selection criteria. Priority is approved by City Council and generally based on: conformity with adopted plans and goals, impact on the City's operating budget, cost effectiveness, environmental impacts, population impacted, and frequency of use.

LAGO VISTA
TEXAS

CAPITAL PROJECTS - MILESTONE PROGRESS / SCHEDULLE

August 2020	PROJECT	Project	DESIGN MILESTONES					CONSTRUCTION MILESTONES					STATUS COMMENTS
Project Name	NO.	Const. Estimate	Design NTP	30% Plans	60% Plans	90% Plans	100% Plans	Bid Opening	Const. NTP	Const. Amt.	Progress	Completion Date	
UTILITIES													
Civic Loop Waterline	TBD	$ 1,284,650.00	Jan-17	N/A	N/A	Jan-18	Aug-18	Sep-18	Oct-18	$ 1,552,532.00	100%	Aug-20	Project Complete
Lohman Tank	TBD	$ 390,825.00	Jan-17	N/A	Jan-18	Jul-18	Aug-18	Sep-18	Oct-18	$ 468,547.00	100%	Mar-19	Tank & Roof installed, water samples good, testing done.
WWTP Expansion	TBD	$ 2,325,000.00	Feb-16	N/A	N/A	Jan-18	Mar-19	Apr-19	Aug-19	$ 3,021,550.00	80%	Aug-20	Const Started & on Schedule. Clarifier concrete
PUC CCN	TBD	$ 30,000.00	N/A	N/A	N/A	N/A	N/A	N/A	N/A	$ 30,000.00	100%	Aug-20	Final CCN Certificate filed with County and PUC
Impact Fee Study	TBD	$ 45,000.00	N/A	N/A	N/A	N/A	N/A	N/A	N/A	$ 10,000.00	5%	Nov-20	Scope of work meeting. Waiting on ontract docs.
Scada Lift Station	TBD	$ 95,000.00	N/A	N/A	N/A	N/A	N/A	N/A	N/A	$ 65,000.00	98%	Sep-20	Delay on last SCADA proj. Likely completion to Sept. 1 LS left
WWTP TY-1 Conversion	TBD	$ 450,000.00	N/A	N/A	N/A	N/A	N/A	N/A	N/A	$ 450,000.00	0%	Sep-21	Delayed to Funding (can't use Impact Fees)
PW Insulation & AC	TBD	$ 50,000.00	N/A	N/A	N/A	N/A	N/A	N/A	Dec-19	$ 50,000.00	90%	Sep-20	Mostly complete. Misc. items left.
Leak Survey and Maintenance	TBD	$ 65,000.00	N/A	N/A	N/A	N/A	N/A	N/A	Dec-19	$ 65,000.00	95%	Aug-20	Survey found 27 leaks, one major, malfunctioning meters. finished repairs
Cost of Service Study		$ 16,000.00	N/A	N/A	N/A	N/A	N/A	N/A	N/A	$ 16,870.00	95%	Nov-19	Project Complete
2018 LCRA Reuse Grant	TBD	$ -	Apr-18	N/A	N/A	N/A	May-18	N/A	May-18	$ 43,479.00		Apr-19	Project Complete
		$ -											
STREETS													
Fog Seal 6 Streets	TBD	$ 35,000.00	N/A	Feb-20	Feb-20	Mar-20	Apr-20	Jun-20	Jun-20	$ 35,000.00	5%	Jul-20	Complete
Overlay American and Highland	TBD	$ 122,000.00	N/A	Jun-20	Jun-20	Jul-20	Jul-20	Aug-20	Sep-20	$ 200,000.00	10%	Sep-20	Started Design Docs, contract approved
Microsurfacing & Slurry Rehab	TBD	$ 457,000.00	N/A	Jan-20	Feb-20	Mar-20	Mar-20	May-20	Jun-20	$ 484,711.20	100%	Sep-20	Complete
Thunderbird Rehab PH-2	TBD	N/A	N/A	N/A	N/A	N/A	Sep-19	Oct-19	Nov-19	$ 100,000.00	0%	Mar-20	Complete
Boggy Rehab PH-1	TBD	$ 130,000.00	Apr-19	N/A	N/A	N/A	Apr-19	Jul-19	Aug-19	$ 293,742.00	90%	Jun-20	Complete
Boggy Rehab PH-2	TBD	$ 700,000.00	N/A	Feb-20	Feb-20	Mar-20	Apr-20	May-20	Jun-20	$ 606,849.68	5%	Oct-20	Complete
Lohman Signal	TBD		Mar-16	N/A	N/A	N/A	2/8/2018	N/A	2/21/2018	$ 392,099.01	0%	Oct-18	Project Complete
Safe Routes to School	TBD		Nov-16	N/A	N/A	N/A	Mar-18	Apr-18	Jun-18	$ 770,880.35		Mar-19	Project Complete
Thunderbird Rehab PH-1	TBD		N/A	N/A	N/A	N/A	N/A	Jun-19	Jun-19	$ 39,960.00		Jul-19	Project Complete
MISC.													
Cedar Breaks Park Ph-1	TBD	$ 1,700,000.00	Sep-18	N/A	N/A	Jan-19	May-19	Jul-19	Oct-19	$ 1,572,076.00	90%	Aug-20	Substantially Complete, waiting on ADA inspection
Cedar Breaks Park Ph-2	TBD	$ 1,360,000.00	May-20	Jul-20	Aug-20	Sep-20	Sep-20	Oct-20	Dec-20	$ 1,360,000.00	5%	May-21	Retained Engineer; began design. No funding for Const yet
Tennis Courts	TBD	$ 40,000.00	N/A	N/A	N/A	N/A	N/A	Oct-19	Jan-20	$ 40,000.00	100%	May-20	Project Complete
Library Expansion	TBD	$ 775,527.00	Jan-20	N/A	N/A	Jan-20	Feb-20	N/A	Mar-20	$ 775,527.00	5%	Jul-20	Finalizing Design and negotiating contract
Airport Lounge Bldg.	TBD	N/A	N/A	N/A	N/A	N/A	Oct-18	May-19	May-18	$ 65,000.00	100%	Aug-19	Misc. touch-ups, and addressing code issues
City Hall Remodeling	TBD		Jul-18	N/A	N/A	N/A	Apr-19	May-19	May-19	TBD		Sep-19	Added Scope Construction
Airport Tie-Down Lot	TBD		N/A	N/A	N/A	N/A	Sep-18	May-19	May-18	$ 69,312.51		Feb-19	Project Complete
Clubhouse Repairs	TBD		Jul-17	N/A	N/A	Feb-18	N/A	Mar-18	Apr-18	N/A		Sep-19	Project Complete
Lago Fest Generator & Lighting	TBD		N/A	N/A	N/A	N/A	N/A	N/A	N/A	$ 39,000.00		Jul-19	Project Complete

LEGEND:
Milestone Completed
Estimated Completion

LAGO VISTA
TEXAS
PUBLIC WORKS

PW DEPARTMENT PROJECTS - MILESTONE PROGRESS / SCHEDULLE

August 2020 Project Name	PROJECT DESCRIPTION	CONSTRUCTION MILESTONES			STATUS COMMENTS
		Unit	Amt.	Completion Date	
UTILITIES/Plants					
Boone Drive Sewer Line	Replace 8" Sewer Main	Linear Feet	2,600	Dec-19	Completed
Work Assignment System	Work order, asset management and inventory ctrl syst	Each	0	Jul-20	Implemented soft start. Anticipate fully operational in July
Leak Detection	Leak Detection of 130,000' of pipe and repairs	Linear Feet	130,000	Aug-20	LCRA Grant $65K Awarded. Survey complete, working on repairs
Lohman Tank Piping	New Upsized 16" Piping and Valves for new Tank	Linear Feet	350	Nov-19	Project Complete
City Hall fiber Line	Fiber Line Connecting City Hall to PW	Linear Feet	4,000	Oct-19	IT Working on remote stations for connections. Main Fiber connection done
Fire Hydrant Replacement	Replace Fire Hydrants	Each	10	Oct-20	Using contractor to assist
Waterline to Cedar Breaks	6" Waterline for Park Irrigation	Linear Feet	4,200	Mar-20	Project Complete
Mech Bar Screen	Install mechanical bar screen to protect pumps	Each	0	Oct-20	Funding Identified. Scheduling bidding and for late spring Start
WTP Filter Repl. and Exp Study	Replace Filter System and Increase Capacity Study	Each	0	Jun-20	Report Complete
WWTP Irr. Permit	State TCEQ 10-year Permit Renewal Process	Each	0	Dec-19	Project Complete
Zebra Mussels System	Install Copper Ion Gen., NaMnO4 chem, plated screens	Each	0	Dec-20	Waiting on Estimate and Funding. Estimate $300K System
Allegiance Tank Piping System	Upsize piping and check valves for emergency flows	Each	0	Dec-20	Scheduling Staff. No Staff available at this time. Working on other projects
Valve and FH Survey	Survey valves and FH	Each	0	Dec-20	Scheduling Staff. No Staff available at this time
Paseo Waterline	Replace old 4" Pipe with new 8" HDPE	Linear Feet	3,100	Aug-20	Funding Identified. Scheduling for early summer Start
Highland Water Main	New 8" water main to improve fire pressure	Linear Feet	1,005	Mar-19	Project Complete
STREETS/Parks					
Lower Bar-K Crack Sealing	Road Maintenance Crack Sealing	Linear Feet	8,000	Mar-21	70% Complete, Scheduling Staff
Greenpark Drive Paving	Overlay 1000' of Park Drive	Linear Feet	1,050	Aug-20	Scheduling Staff after Park
Park Drive Paving	Overlay 100' of Park Drive	TON	22	Aug-20	Scheduling Staff after Dawn Paving
Dawn Drive Crack Sealing	Road Maintenance Crack Sealing	Linear Feet	5,000	Aug-20	Started, Delayed due to weather
New Green Center	Locate Green Center and PW Mobilization Site	EA	0	TBD	Waiting on Location and Funding Decision
City Hall Paving	Overlay with HMAC City Hall	TON	300	Oct-20	Scheduling Staff after Park Drive Paving
City Hall Sidewalk	4' Sidewalk from Library to City Hall	Linear Feet	170	Aug-19	Project Complete
Dawn Drive Paving	Overlay with HMAC 200' at end of Dawn	TON	50	Aug-20	Project Complete
Nimitz Crack Sealing	Road Maintenance Crack Sealing	Linear Feet	2,500	May-19	Project Complete
Congress Paving	Overlay with HMAC 700' or Road	TON	90	Jun-19	Project Complete
Lohman Crack Sealing	Road Maintenance Crack Sealing	Linear Feet	16,000	May-19	Project Complete
Upper Bar-K Crack Sealing	Road Maintenance Crack Sealing	Linear Feet	4,200	Mar-19	Project Complete

LEGEND:
Milestone Completed
Estimated Completion

FISCAL YEAR 2019-2025 SUMMARY

PROJECT INFORMATION	FY PROJECTED APPROPRIATIONS						
CIP SECTION	EST. EXPENSES THRU 2019-2020	2020-2021	2021-2022	2022-2023	2023-2024	2024-2025	PROJECT TOTAL
UTILITIES	$ 4,930,641	$ 3,931,906	$ 6,392,000	$ 7,745,000	$ 7,400,000	$ 8,875,000	$ 39,274,547
STREETS	$ 1,585,000	$ 2,860,000	$ 1,785,000	$ 2,971,000	$ 2,854,000	$ 7,697,000	$ 19,752,000
PARKS	$ 1,745,930	$ 2,029,115	$ 3,770,000	$ 280,000	$ -	$ -	$ 7,825,045
MISC	$ 57,130	$ 1,539,963	$ 4,200,000	$ 2,960,000	$ -	$ 900,000	$ 9,657,093
VEHICLE & EQUIPMENT	$ -	$ 747,569	$ 363,000	$ 230,000	$ 248,000	$ 270,000	$ 1,858,569
TOTAL COST	**$ 8,318,701**	**$ 11,108,553**	**$ 16,510,000**	**$ 14,186,000**	**$ 10,502,000**	**$ 17,742,000**	**$ 78,367,253**

FUNDING SOURCES	FY PROJECTED FUNDING						
	EST. EXPENSES THRU 2019-2020	2020-2021	2021-2022	2022-2023	2023-2024	2024-2025	PROJECT TOTAL
General Fund	$ 3,388,060	$ 6,760,578	$ 9,085,000	$ 3,155,000	$ 1,669,000	$ 2,480,000	$ 26,537,638
Utility Fund	$ 129,602	$ 3,179,221	$ 4,294,800	$ 575,000	$ 1,064,000	$ 2,005,000	$ 11,247,623
Impact Fee	$ 200,485	$ -	$ 2,100,000	$ 850,000	$ 5,269,000	$ -	$ 8,419,485
Certificates of Obligation (Bonds)	$ 5,539,554	$ -	$ -	$ 8,895,000	$ -	$ 11,350,000	$ 25,784,554
Grants	$ -	$ 229,754	$ 1,030,200	$ 1,695,000	$ -	$ -	$ 2,954,954
Other *	$ -	$ -	$ -	$ -	$ -	$ -	$ -
Unfunded	$ -	$ -	$ -	$ 1,516,000	$ -	$ 1,907,000	$ 3,423,000
TOTAL SOURCES	**$ 9,257,701**	**$ 10,169,553**	**$ 16,510,000**	**$ 16,686,000**	**$ 8,002,000**	**$ 17,742,000**	**$ 78,367,253**

LAGO VISTA
TEXAS

CAPITAL IMPROVEMENT PROGRAM

FISCAL YEAR 2019-2025

UTILITIES SUMMARY

PROJECT INFORMATION		FY PROJECTED APPROPRIATIONS						
PROJECT NAME	PROJECT NUMBER	EST. EXPENSES THRU 2019-2020	2020-2021	2021-2022	2022-2023	2023-2024	2024-2025	PROJECT TOTAL
Impact Fee Study	WT-1	$ 45,000	$ 55,000	$ -	$ -	$ -	$ -	$ 100,000
WWTP Improvements	WW-1	$ 2,533,000	$ 939,000	$ -	$ -	$ -	$ -	$ 3,472,000
CCN Update	WT-2	$ 30,000	$ -	$ -	$ -	$ -	$ -	$ 30,000
Scada Improvements	WW-2	$ 64,602	$ 25,000	$ -	$ -	$ -	$ -	$ 89,602
Leak Detection Survey	WT-3	$ 65,000	$ 120,000	$ -	$ -	$ -	$ -	$ 185,000
Emergency Power	WW-3	$ -	$ 216,256	$ 467,000	$ 200,000	$ -	$ -	$ 883,256
Lohman Tank	WT-4	$ 488,958	$ -	$ -	$ -	$ -	$ -	$ 488,958
WWTP TY-1 Conversion	WW-4	$ -	$ -	$ 500,000	$ -	$ -	$ -	$ 500,000
Civic Loop Waterline	WT-5	$ 1,578,596	$ -	$ -	$ -	$ -	$ -	$ 1,578,596
Bronco Wastewater Line Replacement	WW-5	$ -	$ -	$ -	$ 100,000	$ -	$ -	$ 100,000
Waterline to New City Park	WT-6	$ 125,485	$ -	$ -	$ -	$ -	$ -	$ 125,485
Wastewater System Master Plan	WW-6	$ -	$ 250,000	$ -	$ -	$ -	$ -	$ 250,000
Design BPS at Airport Water Pressure Plane	WT-7	$ -	$ -	$ 100,000	$ 850,000	$ -	$ -	$ 950,000
WWTP Expansion PH 2&3	WW-7	$ -	$ -	$ 105,000	$ 395,000	$ 2,500,000	$ 2,500,000	$ 5,500,000
Valves and FH Replacement	WT-8	$ -	$ 200,000	$ -	$ 200,000	$ -	$ -	$ 400,000
Santa Carlo Lift Sta Design and Const.	WW-8	$ -	$ -	$ 300,000	$ -	$ -	$ -	$ 300,000
Waterline Lohman to Bronco Replacement	WT-9	$ -	$ -	$ 1,020,000	$ -	$ -	$ -	$ 1,020,000
WTP1 Raw Water Intake Upgrade	WT-10	$ -	$ -	$ 1,500,000	$ -	$ -	$ -	$ 1,500,000
MacArthur Lift Station Rebuild	WW-10	$ -	$ -	$ 900,000	$ -	$ -	$ -	$ 900,000
WTP1 Expansion	WT-11	$ -	$ -	$ 500,000	$ 4,000,000	$ 3,500,000	$ -	$ 8,000,000
Wastewater Line Replacements	WW-11	$ -	$ -	$ 500,000	$ 1,000,000	$ 500,000	$ 500,000	$ 2,500,000
Water System Balance Project	WT-12	$ -	$ 250,000	$ -	$ -	$ -	$ -	$ 250,000
Water Line Replacements	WT-13	$ -	$ -	$ 500,000	$ 1,000,000	$ 500,000	$ 500,000	$ 2,500,000
Replace Cove Lift Station	WW-13	$ -	$ -	$ -	$ -	$ -	$ 250,000	$ 250,000
Meter Replacement and AMI Installation	WT-14	$ -	$ 1,500,000	$ -	$ -	$ -	$ -	$ 1,500,000
Replace Truman Lift Station	WW-14	$ -	$ -	$ -	$ -	$ -	$ 500,000	$ 500,000
WTP3 Sludge Pond	WT-15	$ -	$ 340,000	$ -	$ -	$ -	$ -	$ 340,000
Pond 17 to Pond 3 Effluent Disp. Line Replacement	WW-15	$ -	$ -	$ -	$ -	$ -	$ 625,000	$ 625,000
WTP3 Expansion	WT-16	$ -	$ -	$ -	$ -	$ 400,000	$ 4,000,000	$ 4,400,000
WTP3 Maintenance Building	WT-17	$ -	$ 36,650	$ -	$ -	$ -	$ -	$ 36,650
	TOTAL COSTS	**$ 4,930,641**	**$ 3,931,906**	**$ 6,392,000**	**$ 7,745,000**	**$ 7,400,000**	**$ 8,875,000**	**$ 39,274,547**

FUNDING SOURCES	TOTAL BUDGET	FY PROJECTED FUNDING						
		EST. EXPENSES THRU 2019-2020	2020-2021	2021-2022	2022-2023	2023-2024	2024-2025	PROJECT TOTAL
General Fund	$ 55,000	$ -	$ 55,000	$ -	$ -	$ -	$ -	$ 55,000
Utility Fund	$ 10,104,554	$ 129,602	$ 2,708,152	$ 4,011,800	$ 380,000	$ 1,000,000	$ 1,875,000	$ 10,104,554
Impact Fee	$ 7,050,485	$ 200,485	$ -	$ 2,100,000	$ 850,000	$ 3,900,000	$ -	$ 7,050,485
Certificates of Obligation (Bonds)	$ 21,434,554	$ 5,539,554	$ -	$ -	$ 8,895,000	$ -	$ 7,000,000	$ 21,434,554
Grants	$ 629,954	$ -	$ 229,754	$ 280,200	$ 120,000	$ -	$ -	$ 629,954
Other *	$ -	$ -	$ -	$ -	$ -	$ -	$ -	$ -
Unfunded	$ -	$ -	$ -	$ -	$ -	$ -	$ -	$ -
TOTAL SOURCES	**$ 39,274,547**	**$ 5,869,641**	**$ 2,992,906**	**$ 6,392,000**	**$ 10,245,000**	**$ 4,900,000**	**$ 8,875,000**	**$ 39,274,547**

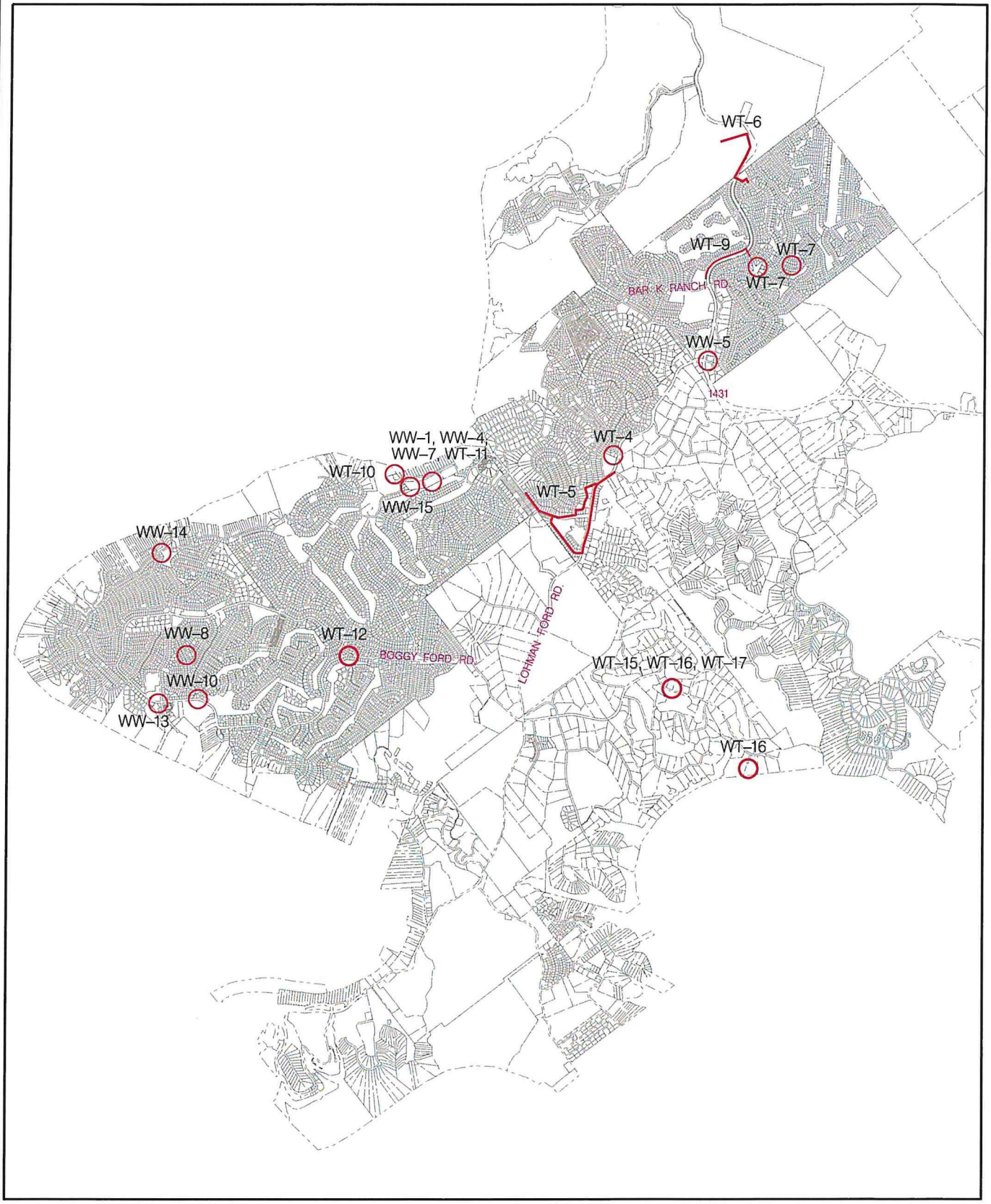

LAGO VISTA
TEXAS

2019–2025 CIP UPDATE

UTILITIES

NORTH

SHEET 1 OF 1

0 2500 5000

SCALE IN FEET

LAGO VISTA
TEXAS

CAPITAL IMPROVEMENT PROGRAM

FISCAL YEAR 2019-2025

PROJECT NAME: Impact Fee Study

PROJECT DESCRIPTION	PROJECT JUSTIFICATION
New utility fee may take 6-9 months to complete. The new roadway impact fee will take 12-15 months to complete. $45K for utility update impact fee was budgeted for FY-20.	Update 4 year old Impact Fee. Council approved consultant to move forward with new roadway impact and update the existing utility impact fee. We should complete an update every 5 years.

PROJECT COST ALLOCATIONS	GL ACCOUNT NUMBER	TOTAL BUDGET	FUNDED BUDGET	EST. EXPENSES THRU 2019-2020	FY PROJECTED APPROPRIATIONS 2020-2021	2021-2022	2022-2023	2023-2024	2024-2025	PROJECT TOTAL
Survey		$ -								$ -
Geotechnical		$ -								$ -
Final Engineering Design		$ 100,000	$ 100,000	$ 45,000	$ 55,000					$ 100,000
Bidding Phase		$ -								$ -
Const. Administration &Testing		$ -								$ -
Construction		$ -								$ -
TOTAL COSTS		**$ 100,000**	**$ 100,000**	**$ 45,000**	**$ 55,000**	**$ -**	**$ -**	**$ -**	**$ -**	**$ 100,000**

FUNDING SOURCES	GL ACCOUNT NUMBER	TOTAL BUDGET	FUNDED BUDGET	EST. EXPENSES THRU 2019-2020	2020-2021	2021-2022	2022-2023	2023-2024	2024-2025	PROJECT TOTAL
General Fund		$ 55,000			$ 55,000					$ 55,000
Utility Fund		$ -								$ -
Impact Fee		$ 45,000	$ 100,000	$ 45,000						$ 45,000
Certificates of Obligation		$ -								$ -
Grants		$ -								$ -
Other		$ -								$ -
Unfunded		$ -						$ -		$ -
TOTAL SOURCES		**$ 100,000**	**$ 100,000**	**$ 45,000**	**$ 55,000**	**$ -**	**$ -**	**$ -**	**$ -**	**$ 100,000**

LAGO VISTA
TEXAS

CAPITAL IMPROVEMENT PROGRAM

FISCAL YEAR 2019-2025

PROJECT NAME: WWTP Improvements

PROJECT DESCRIPTION	PROJECT JUSTIFICATION
Construction of a 72' Diameter Clarifier consisting of effluent and influent chambers, mechanical equipment, conduit, and power. Along with construction of a new chlorine contact basin	In order to keep up with growth of the city the clarifier was needed to meet future demands. The current clarifier could not be cleaned properly without shutting plant off.

PROJECT COST ALLOCATIONS	FY PROJECTED APPROPRIATIONS									
	GL ACCOUNT NUMBER	TOTAL BUDGET	FUNDED BUDGET	EST. EXPENSES THRU 2019-2020	2020-2021	2021-2022	2022-2023	2023-2024	2024-2025	PROJECT TOTAL
Survey	40-580-8228	$ 17,000	$ 17,000	$ 17,000						$ 17,000
Geotechnical										$ -
Final Engineering Design	40-580-8228	$ 198,250	$ 198,250	$ 198,250						$ 198,250
Bidding Phase	40-580-8228	$ 12,500	$ 12,500	$ 12,500						$ 12,500
Const. Administration	40-580-8228	$ 91,250	$ 91,250	$ 51,250	$ 40,000					$ 91,250
Construction	40-580-8228	$ 2,736,550	$ 3,153,000	$ 2,254,000	$ 899,000					$ 3,153,000
TOTAL COSTS		**$ 3,055,550**	**$ 3,472,000**	**$ 2,533,000**	**$ 939,000**	$ -	$ -	$ -	$ -	**$ 3,472,000**

FUNDING SOURCES	GL ACCOUNT NUMBER	TOTAL BUDGET	FUNDED BUDGET	EST. EXPENSES THRU 2019-2020	2020-2021	2021-2022	2022-2023	2023-2024	2024-2025	PROJECT TOTAL
General Fund										$ -
Utility Fund										$ -
Impact Fee										$ -
Certificates of Obligation	40-580-8228	$ 3,472,000	$ 3,472,000	$ 3,472,000						$ 3,472,000
Grants										$ -
Other										$ -
Unfunded								$ -		$ -
TOTAL SOURCES		**$ 3,472,000**	**$ 3,472,000**	**$ 3,472,000**	**$ -**	$ -	$ -	$ -	$ -	**$ 3,472,000**

LAGO VISTA
TEXAS

CAPITAL IMPROVEMENT PROGRAM

FISCAL YEAR 2019-2025

PROJECT NAME: CCN Update

PROJECT DESCRIPTION	PROJECT JUSTIFICATION
Acquiring a law firm consultant to help the city with public utilities commission process takes 18 months.	Create a Certificate of Convenience and Necessity Boundary with PUC

PROJECT COST ALLOCATIONS	FY PROJECTED APPROPRIATIONS									
	GL ACCOUNT NUMBER	TOTAL BUDGET	FUNDED BUDGET	EST. EXPENSES THRU 2019-2020	2020-2021	2021-2022	2022-2023	2023-2024	2024-2025	PROJECT TOTAL
Survey		$ -								$ -
Geotechnical		$ -								$ -
Final Engineering Design		$ -								$ -
Bidding Phase		$ -								$ -
Const. Administration		$ -								$ -
Construction	40-580-8252	$ 30,000	$ 30,000	$ 30,000						$ 30,000
TOTAL COSTS		**$ 30,000**	**$ 30,000**	**$ 30,000**	$ -	$ -	$ -	$ -	$ -	**$ 30,000**

FUNDING SOURCES	GL ACCOUNT NUMBER	TOTAL BUDGET	FUNDED BUDGET	EST. EXPENSES THRU 2019-2020	2020-2021	2021-2022	2022-2023	2023-2024	2024-2025	PROJECT TOTAL
General Fund		$ -								$ -
Utility Fund		$ -								$ -
Impact Fee	40-580-8252	$ 30,000	30000	$30,000						$ 30,000
Certificates of Obligation		$ -								$ -
Grants		$ -								$ -
Other		$ -								$ -
Unfunded		$ -						$ -		$ -
TOTAL SOURCES		**$ 30,000**	**$ 30,000**	**$ 30,000**	$ -	$ -	$ -	$ -	$ -	**$ 30,000**

LAGO VISTA
TEXAS

CAPITAL IMPROVEMENT PROGRAM

FISCAL YEAR 2019-2025

PROJECT NAME: Scada Improvements

PROJECT DESCRIPTION	PROJECT JUSTIFICATION
Phase 1 to install SCADA on all lift station. Phase 2 & 3 make improvements to existing scada system. This project consists of upgrading the scada system to replace radios, install mobile versions, reprograming and panel replacements.	In order to keep from getting cited for failure to report leaking of a lift station the panel are to be upgraded to SCADA instead of the old software Microtel. However our core scada system could not handle all the new lift station and needed modifications.

PROJECT COST ALLOCATIONS	FY PROJECTED APPROPRIATIONS									
	GL ACCOUNT NUMBER	TOTAL BUDGET	FUNDED BUDGET	EST. EXPENSES THRU 2019-2020	2020-2021	2021-2022	2022-2023	2023-2024	2024-2025	PROJECT TOTAL
Survey		$ -								$ -
Geotechnical		$ -								$ -
Final Engineering Design		$ -								$ -
Bidding Phase		$ -								$ -
Const. Administration		$ -								$ -
Construction	40-580-8238	$ 89,602		$ 64,602	$ 25,000					$ 89,602
TOTAL COSTS		**$ 89,602**	**$ -**	**$ 64,602**	**$ 25,000**	**$ -**	**$ -**	**$ -**	**$ -**	**$ 89,602**

FUNDING SOURCES	GL ACCOUNT NUMBER	TOTAL BUDGET	FUNDED BUDGET	EST. EXPENSES THRU 2019-2020	2020-2021	2021-2022	2022-2023	2023-2024	2024-2025	PROJECT TOTAL
General Fund		$ -								$ -
Utility Fund	40-580-8238	$ 89,602		$ 64,602	$ 25,000					$ 89,602
Impact Fee		$ -								$ -
Certificates of Obligation		$ -								$ -
Grants		$ -								$ -
Other		$ -								$ -
Unfunded		$ -						$ -		$ -
TOTAL SOURCES		**$ 89,602**	**$ -**	**$ 64,602**	**$ 25,000**	**$ -**	**$ -**	**$ -**	**$ -**	**$ 89,602**

LAGO VISTA
TEXAS

CAPITAL IMPROVEMENT PROGRAM

FISCAL YEAR 2019-2025

PROJECT NAME: Leak Detection Survey

PROJECT DESCRIPTION	PROJECT JUSTIFICATION
Leak detection has proved successful so far finding over 70 leaks. This project consist of acoustic and sonar survey of our water pipes, detect leaks, and make necessary repairs and replacements.	The City currently has issues with unaccounted for water or water loss. This year that water loss neared 40% in winter. The amount of water varies slightly from winter to summer. Closer analysis of water loss patters points to leaking pipes and faulty meter system.

PROJECT COST ALLOCATIONS	FY PROJECTED APPROPRIATIONS									
	GL ACCOUNT NUMBER	TOTAL BUDGET	FUNDED BUDGET	EST. EXPENSES THRU 2019-2020	2020-2021	2021-2022	2022-2023	2023-2024	2024-2025	PROJECT TOTAL
Survey		$ -								$ -
Geotechnical		$ -								$ -
Final Engineering Design		$ -								$ -
Bidding Phase		$ -								$ -
Const. Administration		$ -								$ -
Construction	40-580-8248	$ 185,000		$ 65,000	$ 120,000					$ 185,000
TOTAL COSTS		**$ 185,000**	**$ -**	**$ 65,000**	**$ 120,000**	**$ -**	**$ -**	**$ -**	**$ -**	**$ 185,000**

FUNDING SOURCES	GL ACCOUNT NUMBER	TOTAL BUDGET	FUNDED BUDGET	EST. EXPENSES THRU 2019-2020	2020-2021	2021-2022	2022-2023	2023-2024	2024-2025	PROJECT TOTAL
General Fund	40-580-8248	$ -								$ -
Utility Fund		$ 85,000		$ 65,000	$ 20,000					$ 85,000
Impact Fee		$ -								$ -
Certificates of Obligation		$ -								$ -
Grants		$ 100,000			$ 100,000					$ 100,000
Other		$ -								$ -
Unfunded		$ -						$ -		$ -
TOTAL SOURCES		**$ 185,000**	**$ -**	**$ 65,000**	**$ 120,000**	**$ -**	**$ -**	**$ -**	**$ -**	**$ 185,000**

LAGO VISTA
TEXAS

CAPITAL IMPROVEMENT PROGRAM

FISCAL YEAR 2019-2025

PROJECT NAME: Emergency Power

PROJECT DESCRIPTION	PROJECT JUSTIFICATION
In emergency, generators for bigger LS and water plants fixed & portable generator up to 500Kw. FEMA funding will be applied for. At this time it is unknown how much will be awarded. This first phase involves installing permanent emergency power for WTP-3. Phases (years) 2 &3 are lift stations and WTP1 generator	Rehab all 8 Lift Station generators in case of power outage and provide emergency power for water plants. Has been pushed back due to insufficient budget funds. Some FEMA funding may be available.

PROJECT COST ALLOCATIONS	GL ACCOUNT NUMBER	TOTAL BUDGET	FUNDED BUDGET	EST. EXPENSES THRU 2019-2020	FY PROJECTED APPROPRIATIONS 2020-2021	2021-2022	2022-2023	2023-2024	2024-2025	PROJECT TOTAL
Survey		$ -								$ -
Geotechnical		$ -								$ -
Final Engineering Design		$ 43,000				$ 43,000				$ 43,000
Bidding Phase		$ -								$ -
Const. Administration		$ -								$ -
Construction		$ 840,256			$ 216,256	$ 424,000	$ 200,000			$ 840,256
TOTAL COSTS		**$ 883,256**	**$ -**	**$ -**	**$ 216,256**	**$ 467,000**	**$ 200,000**	**$ -**	**$ -**	**$ 883,256**

FUNDING SOURCES	GL ACCOUNT NUMBER	TOTAL BUDGET	FUNDED BUDGET	EST. EXPENSES THRU 2019-2020	2020-2021	2021-2022	2022-2023	2023-2024	2024-2025	PROJECT TOTAL
General Fund		$ -								$ -
Utility Fund		$ 353,302			$ 86,502	$ 186,800	$ 80,000			$ 353,302
Impact Fee		$ -								$ -
Certificates of Obligation		$ -								$ -
Grants		$ 529,954			$ 129,754	$ 280,200	$ 120,000			$ 529,954
Other		$ -								$ -
Unfunded		$ -						$ -		$ -
TOTAL SOURCES		**$ 883,256**	**$ -**	**$ -**	**$ 216,256**	**$ 467,000**	**$ 200,000**	**$ -**	**$ -**	**$ 883,256**

LAGO VISTA
TEXAS

CAPITAL IMPROVEMENT PROGRAM

FISCAL YEAR 2019-2025

PROJECT NAME: Lohman Tank

PROJECT DESCRIPTION	PROJECT JUSTIFICATION
Installing and constructing a 250k gallon ground storage tank to existing facility.	Oldest tank, degrading patches, and rust overall expired

PROJECT COST ALLOCATIONS	FY PROJECTED APPROPRIATIONS									
	GL ACCOUNT NUMBER	TOTAL BUDGET	FUNDED BUDGET	EST. EXPENSES THRU 2019-2020	2020-2021	2021-2022	2022-2023	2023-2024	2024-2025	PROJECT TOTAL
Survey	40-580-8242	$ 7,000	$ 7,000	$ 7,000						$ 7,000
Geotechnical		$ -								$ -
Final Engineering Design	40-580-8242	$ 36,720	$ 36,720	$ 36,720						$ 36,720
Bidding Phase	40-580-8242	$ 2,500	$ 2,500	$ 2,500						$ 2,500
Const. Administration	40-580-8242	$ 11,680	$ 11,680	$ 11,680						$ 11,680
Construction	40-580-8249	$ 431,058	$ 423,288	$ 431,058						$ 431,058
Construction	30-360-4757	$ -	$ 4,921							$ -
Construction	40-580-8250	$ -	$ 2,849							$ -
TOTAL COSTS		**$ 488,958**	**$ 488,958**	**$ 488,958**	$ -	$ -	$ -	$ -	$ -	**$ 488,958**

FUNDING SOURCES	GL ACCOUNT NUMBER	TOTAL BUDGET	FUNDED BUDGET	EST. EXPENSES THRU 2019-2020	2020-2021	2021-2022	2022-2023	2023-2024	2024-2025	PROJECT TOTAL
General Fund		$ -								$ -
Utility Fund		$ -								$ -
Impact Fee		$ -								$ -
Certificates of Obligation	40-580-8249	$ 488,958	$ 488,958	$ 488,958						$ 488,958
Grants		$ -								$ -
Other		$ -								$ -
Unfunded		$ -						$ -		$ -
TOTAL SOURCES		**$ 488,958**	**$ 488,958**	**$ 488,958**	$ -	$ -	$ -	$ -	$ -	**$ 488,958**

LAGO VISTA
TEXAS

CAPITAL IMPROVEMENT PROGRAM

FISCAL YEAR 2019-2025

PROJECT NAME: WWTP TY-1 Conversion

PROJECT DESCRIPTION	PROJECT JUSTIFICATION
Convert the sewer plant to produce type 1 effluent.	For effluent to be used as irrigation for sport fields instead of using treated water the effluent produced must be type 1 instead of type 2 which we currently produce. Only golf courses are allowed to use what the plant currently produces.

PROJECT COST ALLOCATIONS	GL ACCOUNT NUMBER	TOTAL BUDGET	FUNDED BUDGET	EST. EXPENSES THRU 2019-2020	FY PROJECTED APPROPRIATIONS 2020-2021	2021-2022	2022-2023	2023-2024	2024-2025	PROJECT TOTAL
Survey		$ -								$ -
Geotechnical		$ -								$ -
Final Engineering Design		$ -								$ -
Bidding Phase		$ -								$ -
Const. Administration		$ -								$ -
Construction		$ 500,000				$ 500,000				$ 500,000
TOTAL COSTS		**$ 500,000**	$ -	$ -	$ -	**$ 500,000**	$ -	$ -	$ -	**$ 500,000**

FUNDING SOURCES	GL ACCOUNT NUMBER	TOTAL BUDGET	FUNDED BUDGET	EST. EXPENSES THRU 2019-2020	2020-2021	2021-2022	2022-2023	2023-2024	2024-2025	PROJECT TOTAL
General Fund		$ -								$ -
Utility Fund		$ 500,000				$ 500,000				$ 500,000
Impact Fee		$ -								$ -
Certificates of Obligation		$ -								$ -
Grants		$ -								$ -
Other		$ -								$ -
Unfunded		$ -						$ -		$ -
TOTAL SOURCES		**$ 500,000**	$ -	$ -	$ -	**$ 500,000**	$ -	$ -	$ -	**$ 500,000**

LAGO VISTA
TEXAS

CAPITAL IMPROVEMENT PROGRAM

FISCAL YEAR 2019-2025

PROJECT NAME: Civic Loop Waterline

PROJECT DESCRIPTION	PROJECT JUSTIFICATION
Replace pipes installed over half a century ago, provide much needed fire flow protection to the area, as well as make available water service to certain areas of town currently without water.	City's growing water demands calls for replacing longstanding infrastructure as well as upgrading the City's fire protection plan.

PROJECT COST ALLOCATIONS	GL ACCOUNT NUMBER	TOTAL BUDGET	FUNDED BUDGET	EST. EXPENSES THRU 2019-2020	FY PROJECTED APPROPRIATIONS 2020-2021	2021-2022	2022-2023	2023-2024	2024-2025	PROJECT TOTAL
Survey	40-580-8242	$ 29,250		$ 29,250						$ 29,250
Geotechnical		$ -								$ -
Final Engineering Design	40-580-8242	$ 92,281		$ 92,281						$ 92,281
Bidding Phase	40-580-8242	$ 5,000		$ 5,000						$ 5,000
Const. Administration	40-580-8242	$ 9,755		$ 9,755						$ 9,755
Construction	40-580-8250	$ 1,442,310		$ 1,442,310						$ 1,442,310
TOTAL COSTS		**$ 1,578,596**	**$ -**	**$ 1,578,596**	**$ -**	**$ -**	**$ -**	**$ -**	**$ -**	**$ 1,578,596**

FUNDING SOURCES	GL ACCOUNT NUMBER	TOTAL BUDGET	FUNDED BUDGET	EST. EXPENSES THRU 2019-2020	2020-2021	2021-2022	2022-2023	2023-2024	2024-2025	PROJECT TOTAL
General Fund		$ -								$ -
Utility Fund		$ -								$ -
Impact Fee		$ -								$ -
Certificates of Obligation	40-580-8250	$ 1,578,596		$1,578,596						$ 1,578,596
Grants		$ -								$ -
Other		$ -								$ -
Unfunded		$ -						$ -		$ -
TOTAL SOURCES		**$ 1,578,596**	**$ -**	**$ 1,578,596**	**$ -**	**$ -**	**$ -**	**$ -**	**$ -**	**$ 1,578,596**

LAGO VISTA
TEXAS

CAPITAL IMPROVEMENT PROGRAM

FISCAL YEAR 2019-2025

PROJECT NAME: Bronco Wastewater Line Replacement

PROJECT DESCRIPTION	PROJECT JUSTIFICATION
Upgrade portions of pipe to a 10" and 8" gravity. Rehabilitate and replace manholes. Increase several lateral pipe sizes.	Recommended 2016-17 CIP. This pipe has had several breaks in the past. It is anticipated that the WW master plan will likely require upsizing.

PROJECT COST ALLOCATIONS	FY PROJECTED APPROPRIATIONS									
	GL ACCOUNT NUMBER	TOTAL BUDGET	FUNDED BUDGET	EST. EXPENSES THRU 2019-2020	2020-2021	2021-2022	2022-2023	2023-2024	2024-2025	PROJECT TOTAL
Survey		v					$ 5,000			$ 5,000
Geotechnical		$ -					$ -			$ -
Final Engineering Design		$ 10,000					$ 10,000			$ 10,000
Bidding Phase		$ 2,000					$ 2,000			$ 2,000
Const. Administration		$ 3,000					$ 3,000			$ 3,000
Construction		$ 80,000					$ 80,000			$ 80,000
TOTAL COSTS		**$ 95,000**	**$ -**	**$ -**		**$ -**	**$ 100,000**	**$ -**	**$ -**	**$ 100,000**

FUNDING SOURCES	GL ACCOUNT NUMBER	TOTAL BUDGET	FUNDED BUDGET	EST. EXPENSES THRU 2019-2020	2020-2021	2021-2022	2022-2023	2023-2024	2024-2025	PROJECT TOTAL
General Fund		$ -								$ -
Utility Fund		$ 100,000					$ 100,000			$ 100,000
Impact Fee		$ -								$ -
Certificates of Obligation		$ -								$ -
Grants		$ -								$ -
Other		$ -								$ -
Unfunded		$ -						$ -		$ -
TOTAL SOURCES		**$ 100,000**	**$ -**	**$ -**	**$ -**	**$ -**	**$ 100,000**	**$ -**	**$ -**	**$ 100,000**

LAGO VISTA
TEXAS

CAPITAL IMPROVEMENT PROGRAM

FISCAL YEAR 2019-2025

PROJECT NAME: Waterline to New City Park

PROJECT DESCRIPTION	PROJECT JUSTIFICATION
6" Waterline from Bison to the New City Park	Water for sports field irrigation. This was the most cost effective way to be able to irrigate the fields.

PROJECT COST ALLOCATIONS	FY PROJECTED APPROPRIATIONS									
	GL ACCOUNT NUMBER	TOTAL BUDGET	FUNDED BUDGET	EST. EXPENSES THRU 2019-2020	2020-2021	2021-2022	2022-2023	2023-2024	2024-2025	PROJECT TOTAL
Survey		$ -								$ -
Geotechnical		$ -								$ -
Final Engineering Design		$ -								$ -
Bidding Phase		$ -								$ -
Const. Administration		$ -								$ -
Construction	40-580-8256	$ 125,485	$ 125,485	$ 125,485						$ 125,485
TOTAL COSTS		**$ 125,485**	**$ 125,485**	**$ 125,485**	$ -	$ -	$ -	$ -	$ -	**$ 125,485**

FUNDING SOURCES	GL ACCOUNT NUMBER	TOTAL BUDGET	FUNDED BUDGET	EST. EXPENSES THRU 2019-2020	2020-2021	2021-2022	2022-2023	2023-2024	2024-2025	PROJECT TOTAL
General Fund		$ -								$ -
Utility Fund		$ -								$ -
Impact Fee	40-580-8256	$ 125,485	125485.29	$125,485						$ 125,485
Certificates of Obligation		$ -								$ -
Grants		$ -								$ -
Other		$ -								$ -
Unfunded		$ -						$ -		$ -
TOTAL SOURCES		**$ 125,485**	**$ 125,485**	**$ 125,485**	$ -	$ -	$ -	$ -	$ -	**$ 125,485**

LAGO VISTA
TEXAS

CAPITAL IMPROVEMENT PROGRAM

FISCAL YEAR 2019-2025

PROJECT NAME: Wastewater System Master Plan

PROJECT DESCRIPTION	PROJECT JUSTIFICATION
Retain a consultant to develop a wastewater system model, perform analysis, on the ground survey, create growth alternatives, and develop a master plan.	Currently the City is expanding the WW piping and pump system without an overall plan. It is unclear how much capacity our system has if a developer approaches us.

PROJECT COST ALLOCATIONS	FY PROJECTED APPROPRIATIONS									
	GL ACCOUNT NUMBER	TOTAL BUDGET	FUNDED BUDGET	EST. EXPENSES THRU 2019-2020	2020-2021	2021-2022	2022-2023	2023-2024	2024-2025	PROJECT TOTAL
Survey		$ 5,000			$ 5,000					$ 5,000
Geotechnical		$ -			$ -					$ -
Final Engineering Design		$ 25,000			$ 25,000					$ 25,000
Bidding Phase		$ 2,000			$ 2,000					$ 2,000
Const. Administration		$ 3,000			$ 3,000					$ 3,000
Construction		$ 215,000			$ 215,000					$ 215,000
TOTAL COSTS		**$ 250,000**	$ -	$ -	**$ 250,000**	$ -	$ -	$ -	$ -	**$ 250,000**

FUNDING SOURCES	GL ACCOUNT NUMBER	TOTAL BUDGET	FUNDED BUDGET	EST. EXPENSES THRU 2019-2020	2020-2021	2021-2022	2022-2023	2023-2024	2024-2025	PROJECT TOTAL
General Fund		$ -								$ -
Utility Fund		$ 250,000			$ 250,000					$ 250,000
Impact Fee		$ -								$ -
Certificates of Obligation		$ -								$ -
Grants		$ -								$ -
Other		$ -								$ -
Unfunded		$ -						$ -		$ -
TOTAL SOURCES		**$ 250,000**	$ -	$ -	**$ 250,000**	$ -	$ -	$ -	$ -	**$ 250,000**

LAGO VISTA
TEXAS

CAPITAL IMPROVEMENT PROGRAM

FISCAL YEAR 2019-2025

PROJECT NAME: Design BPS at Airport Water Pressure Plane

PROJECT DESCRIPTION	PROJECT JUSTIFICATION
Upgrade booster pump system to handle flows for growing subdivision. Upsize existng 2 pumps and accommodate for a third back-up. Also review and upsize hydro tank and associated piping.	As the City grows the pump station will not keep up with growing demands.

PROJECT COST ALLOCATIONS	FY PROJECTED APPROPRIATIONS									
	GL ACCOUNT NUMBER	TOTAL BUDGET	FUNDED BUDGET	EST. EXPENSES THRU 2019-2020	2020-2021	2021-2022	2022-2023	2023-2024	2024-2025	PROJECT TOTAL
Survey		$ 47,500				$ 5,000	$ 42,500			$ 47,500
Geotechnical		$ 4,000				$ 4,000				$ 4,000
Final Engineering Design		$ 95,000				$ 10,000	$ 85,000			$ 95,000
Bidding Phase		$ 19,000				$ 2,000	$ 17,000			$ 19,000
Const. Administration		$ 28,500				$ 3,000	$ 25,500			$ 28,500
Construction		$ 756,000				$ 76,000	$ 680,000			$ 756,000
TOTAL COSTS		**$ 950,000**	**$ -**	**$ -**	**$ -**	**$ 100,000**	**$ 850,000**	**$ -**	**$ -**	**$ 950,000**

FUNDING SOURCES	GL ACCOUNT NUMBER	TOTAL BUDGET	FUNDED BUDGET	EST. EXPENSES THRU 2019-2020	2020-2021	2021-2022	2021-2022	2023-2024	2024-2025	PROJECT TOTAL
General Fund		$ -								$ -
Utility Fund		$ -								$ -
Impact Fee		$ 950,000				$ 100,000	$ 850,000			$ 950,000
Certificates of Obligation		$ -								$ -
Grants		$ -								$ -
Other		$ -								$ -
Unfunded		$ -						$ -		$ -
TOTAL SOURCES		**$ 950,000**	**$ -**	**$ -**	**$ -**	**$ 100,000**	**$ 850,000**	**$ -**	**$ -**	**$ 950,000**

LAGO VISTA
TEXAS

CAPITAL IMPROVEMENT PROGRAM

FISCAL YEAR 2019-2025

PROJECT NAME: WWTP Expansion PH 2&3

PROJECT DESCRIPTION	PROJECT JUSTIFICATION
Current plant is at 65% capacity. With current growth the City will reach 75% in 2022. TCEQ requires beginning expansion at 75% capacity. Add sludge basin, improve pump station, pond, and disposal system.	The City recent retained a consultant to perform a Wwater treatment feasibility study. The proposed options, call for a 5MM expansion of Oxidation basin, detention, irrigation system, pumping and other.

PROJECT COST ALLOCATIONS	FY PROJECTED APPROPRIATIONS									
	GL ACCOUNT NUMBER	TOTAL BUDGET	FUNDED BUDGET	EST. EXPENSES THRU 2019-2020	2020-2021	2021-2022	2022-2023	2023-2024	2024-2025	PROJECT TOTAL
Survey		$ 25,000				$ 25,000				$ 25,000
Geotechnical		$ 10,000				$ 5,000		$ 5,000		$ 10,000
Final Engineering Design		$ 300,000				$ 50,000		$ 250,000		$ 300,000
Bidding Phase		$ 20,000				$ 10,000		$ 10,000		$ 20,000
Const. Administration		$ 65,000				$ 15,000		$ 50,000		$ 65,000
Construction		$ 5,080,000					$ 395,000	$ 2,185,000	$ 2,500,000	$ 5,080,000
TOTAL COSTS		**$ 5,500,000**	**$ -**	**$ -**	**$ -**	**$ 105,000**	**$ 395,000**	**$ 2,500,000**	**$ 2,500,000**	**$ 5,500,000**

FUNDING SOURCES	GL ACCOUNT NUMBER	TOTAL BUDGET	FUNDED BUDGET	EST. EXPENSES THRU 2019-2020	2020-2021	2021-2022	2022-2023	2023-2024	2024-2025	PROJECT TOTAL
General Fund		$ -								$ -
Utility Fund		$ 105,000				$ 105,000				$ 105,000
Impact Fee		$ -								$ -
Certificates of Obligation		$ 5,395,000					$ 2,895,000		$ 2,500,000	$ 5,395,000
Grants		$ -								$ -
Other		$ -								$ -
Unfunded		$ -								$ -
TOTAL SOURCES		**$ 5,500,000**	**$ -**	**$ -**	**$ -**	**$ 105,000**	**$ 2,895,000**	**$ -**	**$ 2,500,000**	**$ 5,500,000**

LAGO VISTA
TEXAS

CAPITAL IMPROVEMENT PROGRAM

FISCAL YEAR 2019-2025

PROJECT NAME: Valves and FH Replacement

PROJECT DESCRIPTION	PROJECT JUSTIFICATION
Replace fire hydrants (approx. 10)and valves (approx 20). Valve replacement likely occurrs as a new valve inserts without having to shut down the pipe. City will retain the services of certified contractors to instert valves.	Old out dated fire hydrants, leaking, improving valves system. May times when there is a water main leak the City staff has to let the water run, or open FH to reduce pressure resulting in large ammounts of water loss.

PROJECT COST ALLOCATIONS	GL ACCOUNT NUMBER	TOTAL BUDGET	FUNDED BUDGET	EST. EXPENSES THRU 2019-2020	FY PROJECTED APPROPRIATIONS 2020-2021	2021-2022	2022-2023	2023-2024	2024-2025	PROJECT TOTAL
Survey		$ -								$ -
Geotechnical		$ -								$ -
Final Engineering Design		$ -								$ -
Bidding Phase		$ -								$ -
Const. Administration		$ -								$ -
Construction		$ 400,000			$ 200,000		$ 200,000			$ 400,000
TOTAL COSTS		**$ 400,000**	**$ -**	**$ -**	**$ 200,000**	**$ -**	**$ 200,000**	**$ -**	**$ -**	**$ 400,000**

FUNDING SOURCES	GL ACCOUNT NUMBER	TOTAL BUDGET	FUNDED BUDGET	EST. EXPENSES THRU 2019-2020	2020-2021	2021-2022	2022-2023	2023-2024	2024-2025	PROJECT TOTAL
General Fund		$ -								$ -
Utility Fund		$ 400,000			$ 200,000		$ 200,000			$ 400,000
Impact Fee		$ -								$ -
Certificates of Obligation		$ -								$ -
Grants		$ -								$ -
Other		$ -								$ -
Unfunded		$ -						$ -		$ -
TOTAL SOURCES		**$ 400,000**	**$ -**	**$ -**	**$ 200,000**	**$ -**	**$ 200,000**	**$ -**	**$ -**	**$ 400,000**

LAGO VISTA
TEXAS

CAPITAL IMPROVEMENT PROGRAM

FISCAL YEAR 2019-2025

PROJECT NAME: Santa Carlo Lift Sta Design and Const.

PROJECT DESCRIPTION	PROJECT JUSTIFICATION
Rehab well, redo panel and upgrade pumps. Install SCADA tower as needed. Exact scope to be determined by the WW master plan.	This lift station serves as the in-between pump system for two other lift stations, and serves an area from Boggy to MacArthur.

PROJECT COST ALLOCATIONS	FY PROJECTED APPROPRIATIONS									
	GL ACCOUNT NUMBER	TOTAL BUDGET	FUNDED BUDGET	EST. EXPENSES THRU 2019-2020	2020-2021	2021-2022	2022-2023	2023-2024	2024-2025	PROJECT TOTAL
Survey		$ -								$ -
Geotechnical		$ -								$ -
Final Engineering Design		$ -								$ -
Bidding Phase		$ -								$ -
Const. Administration		$ -								$ -
Construction		$ 300,000				$ 300,000				$ 300,000
TOTAL COSTS		**$ 300,000**	$ -	$ -	$ -	**$ 300,000**	$ -	$ -	$ -	**$ 300,000**

FUNDING SOURCES	GL ACCOUNT NUMBER	TOTAL BUDGET	FUNDED BUDGET	EST. EXPENSES THRU 2019-2020	2020-2021	2021-2022	2022-2023	2023-2024	2024-2025	PROJECT TOTAL
General Fund		$ -								$ -
Utility Fund		$ 300,000				$ 300,000				$ 300,000
Impact Fee		$ -								$ -
Certificates of Obligation		$ -								$ -
Grants		$ -								$ -
Other		$ -								$ -
Unfunded		$ -						$ -		$ -
TOTAL SOURCES		**$ 300,000**	$ -	$ -	$ -	**$ 300,000**	$ -	$ -	$ -	**$ 300,000**

LAGO VISTA
TEXAS

CAPITAL IMPROVEMENT PROGRAM

FISCAL YEAR 2019-2025

PROJECT NAME: Waterline Lohman to Bronco Replacement

PROJECT DESCRIPTION	PROJECT JUSTIFICATION
Replace 8" with 12" pipe. Detailed scope of work to be fine-tuned. Project does require some property acquisition.	Currently this waterline is undersized and cannot function as a transmission pipe. The need will depend on Tessera future phases.

PROJECT COST ALLOCATIONS	GL ACCOUNT NUMBER	TOTAL BUDGET	FUNDED BUDGET	EST. EXPENSES THRU 2019-2020	FY PROJECTED APPROPRIATIONS 2020-2021	2021-2022	2022-2023	2023-2024	2024-2025	PROJECT TOTAL
Survey		$ 51,000				$ 51,000				$ 51,000
Geotechnical		$ -				$ -				$ -
Final Engineering Design		$ 102,000				$ 102,000				$ 102,000
Bidding Phase		$ 20,400				$ 20,400				$ 20,400
Const. Administration		$ 30,600				$ 30,600				$ 30,600
Construction		$ 816,000				$ 816,000				$ 816,000
TOTAL COSTS		**$ 1,020,000**	$ -	$ -	$ -	**$ 1,020,000**	$ -	$ -	$ -	**$ 1,020,000**

FUNDING SOURCES	GL ACCOUNT NUMBER	TOTAL BUDGET	FUNDED BUDGET	EST. EXPENSES THRU 2019-2020	2020-2021	2021-2022	2022-2023	2023-2024	2024-2025	PROJECT TOTAL
General Fund		$ -								$ -
Utility Fund		$ 1,020,000				$ 1,020,000				$ 1,020,000
Impact Fee		$ -								$ -
Certificates of Obligation		$ -								$ -
Grants		$ -								$ -
Other		$ -								$ -
Unfunded		$ -						$ -		$ -
TOTAL SOURCES		**$ 1,020,000**	$ -	$ -	$ -	**$ 1,020,000**	$ -	$ -	$ -	**$ 1,020,000**

LAGO VISTA
TEXAS

CAPITAL IMPROVEMENT PROGRAM

FISCAL YEAR 2019-2025

PROJECT NAME: WTP1 Raw Water Intake Upgrade

PROJECT DESCRIPTION	PROJECT JUSTIFICATION
Upgrade barge and pumps. Existing well pump system to remain as a back up. 2021 feasibility study to determine whether WTP1 or WTP3 should be expanded first. Study to take into account water age, intake depth, location, cost, operations, etc.	The City recent retained a consultant to perform a water treatment feasibility study. The study proposed several options, one of which partially makes use of the existing system.

PROJECT COST ALLOCATIONS	FY PROJECTED APPROPRIATIONS									
	GL ACCOUNT NUMBER	TOTAL BUDGET	FUNDED BUDGET	EST. EXPENSES THRU 2019-2020	2020-2021	2021-2022	2022-2023	2023-2024	2024-2025	PROJECT TOTAL
Survey		$ 25,000				$ 25,000				$ 25,000
Geotechnical		$ 5,000				$ 5,000				$ 5,000
Final Engineering Design		$ 90,000				$ 90,000				$ 90,000
Bidding Phase		$ 10,000				$ 10,000				$ 10,000
Const. Administration		$ 20,000				$ 20,000				$ 20,000
Construction		$ 1,350,000				$ 1,350,000				$ 1,350,000
TOTAL COSTS		**$ 1,500,000**	$ -	$ -	$ -	**$ 1,500,000**	$ -	$ -	$ -	**$ 1,500,000**

FUNDING SOURCES	GL ACCOUNT NUMBER	TOTAL BUDGET	FUNDED BUDGET	EST. EXPENSES THRU 2019-2020	2020-2021	2021-2022	2022-2023	2023-2024	2024-2025	PROJECT TOTAL
General Fund		$ -								$ -
Utility Fund		$ -								$ -
Impact Fee		$ 1,500,000				$ 1,500,000				$ 1,500,000
Certificates of Obligation		$ -								$ -
Grants		$ -								$ -
Other		$ -								$ -
Unfunded		$ -								$ -
TOTAL SOURCES		**$ 1,500,000**	$ -	$ -	$ -	**$ 1,500,000**	$ -	$ -	$ -	**$ 1,500,000**

LAGO VISTA
TEXAS

CAPITAL IMPROVEMENT PROGRAM

FISCAL YEAR 2019-2025

PROJECT NAME: MacArthur Lift Station Rebuild

PROJECT DESCRIPTION	PROJECT JUSTIFICATION
Rehab well, redo panel and upgrade pumps. Install SCADA tower as needed. Exact scope to be determined by the WW master plan.	This lift station serves as the in-between pump system for two other lift stations, and serves an area from MacArthur to Highland.

PROJECT COST ALLOCATIONS	FY PROJECTED APPROPRIATIONS									
	GL ACCOUNT NUMBER	TOTAL BUDGET	FUNDED BUDGET	EST. EXPENSES THRU 2019-2020	2020-2021	2021-2022	2022-2023	2023-2024	2024-2025	PROJECT TOTAL
Survey		$ -								$ -
Geotechnical		$ -								$ -
Final Engineering Design		$ -								$ -
Bidding Phase		$ -								$ -
Const. Administration		$ -								$ -
Construction		$ 900,000				$ 900,000				$ 900,000
TOTAL COSTS		**$ 900,000**	**$ -**	**$ -**	**$ -**	**$ 900,000**	**$ -**	**$ -**	**$ -**	**$ 900,000**

FUNDING SOURCES	GL ACCOUNT NUMBER	TOTAL BUDGET	FUNDED BUDGET	EST. EXPENSES THRU 2019-2020	2020-2021	2021-2022	2022-2023	2023-2024	2024-2025	PROJECT TOTAL
General Fund		$ -								$ -
Utility Fund		$ 900,000				$ 900,000				$ 900,000
Impact Fee		$ -								$ -
Certificates of Obligation		$ -								$ -
Grants		$ -								$ -
Other		$ -								$ -
Unfunded		$ -						$ -		$ -
TOTAL SOURCES		**$ 900,000**	**$ -**	**$ -**	**$ -**	**$ 900,000**	**$ -**	**$ -**	**$ -**	**$ 900,000**

LAGO VISTA
TEXAS

CAPITAL IMPROVEMENT PROGRAM

FISCAL YEAR 2019-2025

PROJECT NAME: WTP1 Expansion

PROJECT DESCRIPTION	PROJECT JUSTIFICATION
Design Phase of Expanding the WTP1 to 4MGD, adding 2 trident units along with increasing pipe size to account for water demand, expanding building along with future phases. 2021 feasibility study to determine whether WTP1 or WTP3 should be expanded first. Study to take into account water age, intake depth, location, cost, operations, etc.	The City of Lago Vista Water Treatment Plant No. 1 (WTP-1) treats raw water pumped from Lake Travis. To meet the projected water system demands within next 3 years, the City intends to increase the maximum production capacity of WTP-1 to not less than 4 million gallons per day (MGD) in the near term.

PROJECT COST ALLOCATIONS	FY PROJECTED APPROPRIATIONS									
	GL ACCOUNT NUMBER	TOTAL BUDGET	FUNDED BUDGET	EST. EXPENSES THRU 2019-2020	2020-2021	2021-2022	2022-2023	2023-2024	2024-2025	PROJECT TOTAL
Survey		$ 25,000				$ 25,000				$ 25,000
Geotechnical		$ -								$ -
Final Engineering Design		$ 50,000				$ 50,000				$ 50,000
Bidding Phase		$ 10,000				$ 10,000				$ 10,000
Const. Administration		$ 15,000				$ 15,000				$ 15,000
Construction		$ 7,900,000				$ 400,000	$ 4,000,000	$ 3,500,000		$ 7,900,000
TOTAL COSTS		**$ 8,000,000**	**$ -**	**$ -**	**$ -**	**$ 500,000**	**$ 4,000,000**	**$ 3,500,000**	**$ -**	**$ 8,000,000**

FUNDING SOURCES	GL ACCOUNT NUMBER	TOTAL BUDGET	FUNDED BUDGET	EST. EXPENSES THRU 2019-2020	2020-2021	2021-2022	2022-2023	2023-2024	2024-2025	PROJECT TOTAL
General Fund		$ -								$ -
Utility Fund		$ -								$ -
Impact Fee		$ 4,000,000				$ 500,000		$ 3,500,000		$ 4,000,000
Certificates of Obligation		$ 4,000,000					$ 4,000,000			$ 4,000,000
Grants		$ -								$ -
Other		$ -								$ -
Unfunded		$ -								$ -
TOTAL SOURCES		**$ 8,000,000**	**$ -**	**$ -**	**$ -**	**$ 500,000**	**$ 4,000,000**	**$ 3,500,000**	**$ -**	**$ 8,000,000**

LAGO VISTA
TEXAS

CAPITAL IMPROVEMENT PROGRAM

FISCAL YEAR 2019-2025

PROJECT NAME: Wastewater Line Replacements

PROJECT DESCRIPTION	PROJECT JUSTIFICATION
Replace 1. Pipes that have caused issues. 2. Pipes that are Class PVC, 3. Undersized Pipes. 4. Pipes that cannot be accessed to be maintained. 5. Address undersized pipes.	Subject to utility replacement plan. W/Wr system is old and has lacked needed maintenance. Most maintenance has been reactive to address leaks or breaks.

PROJECT COST ALLOCATIONS	GL ACCOUNT NUMBER	TOTAL BUDGET	FUNDED BUDGET	EST. EXPENSES THRU 2019-2020	FY PROJECTED APPROPRIATIONS 2020-2021	2021-2022	2022-2023	2023-2024	2024-2025	PROJECT TOTAL
Survey		$ -								$ -
Geotechnical		$ -								$ -
Final Engineering Design		$ -								$ -
Bidding Phase		$ -								$ -
Const. Administration		$ -								$ -
Construction		$ 2,500,000				$ 500,000	$ 1,000,000	$ 500,000	$ 500,000	$ 2,500,000
TOTAL COSTS		**$ 2,500,000**	**$ -**	**$ -**	**$ -**	**$ 500,000**	**$ 1,000,000**	**$ 500,000**	**$ 500,000**	**$ 2,500,000**

FUNDING SOURCES	GL ACCOUNT NUMBER	TOTAL BUDGET	FUNDED BUDGET	EST. EXPENSES THRU 2019-2020	2020-2021	2021-2022	2022-2023	2023-2024	2024-2025	PROJECT TOTAL
General Fund		$ -								$ -
Utility Fund		$ 1,500,000				$ 500,000		$ 500,000	$ 500,000	$ 1,500,000
Impact Fee		$ -								$ -
Certificates of Obligation		$ 1,000,000					$ 1,000,000			$ 1,000,000
Grants		$ -								$ -
Other		$ -								$ -
Unfunded		$ -								$ -
TOTAL SOURCES		**$ 2,500,000**	**$ -**	**$ -**	**$ -**	**$ 500,000**	**$ 1,000,000**	**$ 500,000**	**$ 500,000**	**$ 2,500,000**

LAGO VISTA
TEXAS

CAPITAL IMPROVEMENT PROGRAM

FISCAL YEAR 2019-2025

PROJECT NAME: Water System Balance Project

PROJECT DESCRIPTION	PROJECT JUSTIFICATION
Improvements piping/pumping to automatically balance flows between the 2 plants. The new system will installed remotely controlled valves, piping, SCADA and electrical.	The City currently has issues with transferring the water between the two water plants. When one water plant is down the water from the other has a difficult time pumping water to the pressure plane of the other water plant.

PROJECT COST ALLOCATIONS	GL ACCOUNT NUMBER	TOTAL BUDGET	FUNDED BUDGET	EST. EXPENSES THRU 2019-2020	FY PROJECTED APPROPRIATIONS 2020-2021	2021-2022	2022-2023	2023-2024	2024-2025	PROJECT TOTAL
Survey		$ -								$ -
Geotechnical		$ -								$ -
Final Engineering Design		$ -								$ -
Bidding Phase		$ -								$ -
Const. Administration		$ -								$ -
Construction		$ 250,000			$ 250,000					$ 250,000
TOTAL COSTS		**$ 250,000**	$ -	$ -	**$ 250,000**	$ -	$ -	$ -	$ -	**$ 250,000**

FUNDING SOURCES	GL ACCOUNT NUMBER	TOTAL BUDGET	FUNDED BUDGET	EST. EXPENSES THRU 2019-2020	2020-2021	2021-2022	2022-2023	2023-2024	2024-2025	PROJECT TOTAL
General Fund		$ -								$ -
Utility Fund		$ 250,000			$ 250,000					$ 250,000
Impact Fee		$ -								$ -
Certificates of Obligation		$ -								$ -
Grants		$ -								$ -
Other		$ -								$ -
Unfunded		$ -						$ -		$ -
TOTAL SOURCES		**$ 250,000**	$ -	$ -	**$ 250,000**	$ -	$ -	$ -	$ -	**$ 250,000**

LAGO VISTA
TEXAS

CAPITAL IMPROVEMENT PROGRAM

FISCAL YEAR 2019-2025

PROJECT NAME: Water Line Replacements

PROJECT DESCRIPTION	PROJECT JUSTIFICATION
Replace 1. Pipes that have caused issues. 2. Pipes that are Class PVC, 3. Undersized Pipes. 4. Pipes that cannot be accessed to be maintained.	Subject to utility replacement plan. Water system is old and has lacked needed maintenance. Most maintenance has been reactive to adress leaks or breaks.

PROJECT COST ALLOCATIONS	FY PROJECTED APPROPRIATIONS									
	GL ACCOUNT NUMBER	TOTAL BUDGET	FUNDED BUDGET	EST. EXPENSES THRU 2019-2020	2020-2021	2021-2022	2022-2023	2023-2024	2024-2025	PROJECT TOTAL
Survey		$ -								$ -
Geotechnical		$ -								$ -
Final Engineering Design		$ -								$ -
Bidding Phase		$ -								$ -
Const. Administration		$ -								$ -
Construction		$ 2,500,000				$ 500,000	$ 1,000,000	$ 500,000	$ 500,000	$ 2,500,000
TOTAL COSTS		**$ 2,500,000**	**$ -**	**$ -**	**$ -**	**$ 500,000**	**$ 1,000,000**	**$ 500,000**	**$ 500,000**	**$ 2,500,000**

FUNDING SOURCES	GL ACCOUNT NUMBER	TOTAL BUDGET	FUNDED BUDGET	EST. EXPENSES THRU 2019-2020	2020-2021	2021-2022	2022-2023	2023-2024	2024-2025	PROJECT TOTAL
General Fund		$ -								$ -
Utility Fund		$ 1,000,000				$ 500,000		$ 500,000		$ 1,000,000
Impact Fee		$ -								$ -
Certificates of Obligation		$ 1,500,000					$ 1,000,000		$ 500,000	$ 1,500,000
Grants		$ -								$ -
Other		$ -								$ -
Unfunded		$ -								$ -
TOTAL SOURCES		**$ 2,500,000**	**$ -**	**$ -**	**$ -**	**$ 500,000**	**$ 1,000,000**	**$ 500,000**	**$ 500,000**	**$ 2,500,000**

LAGO VISTA
TEXAS

CAPITAL IMPROVEMENT PROGRAM

FISCAL YEAR 2019-2025

PROJECT NAME: Replace Cove Lift Station

PROJECT DESCRIPTION	PROJECT JUSTIFICATION
Rehab well, redo panel and upgrade pumps. Install SCADA tower as needed. Reevaluate need for a second well. Cost for which approx. $500K. Exact scope to be determined by the WW master plan.	This lift station serves as the in-between pump system for 5 other lift stations, and serves an area from Golf Course to Lohman.

PROJECT COST ALLOCATIONS	FY PROJECTED APPROPRIATIONS									
	GL ACCOUNT NUMBER	TOTAL BUDGET	FUNDED BUDGET	EST. EXPENSES THRU 2019-2020	2020-2021	2021-2022	2022-2023	2023-2024	2024-2025	PROJECT TOTAL
Survey		$ -								$ -
Geotechnical		$ -								$ -
Final Engineering Design		$ -								$ -
Bidding Phase		$ -								$ -
Const. Administration		$ -								$ -
Construction		$ 250,000							$ 250,000	$ 250,000
TOTAL COSTS		**$ 250,000**	$ -	$ -	$ -	$ -	$ -	$ -	**$ 250,000**	**$ 250,000**

FUNDING SOURCES	GL ACCOUNT NUMBER	TOTAL BUDGET	FUNDED BUDGET	EST. EXPENSES THRU 2019-2020	2020-2021	2021-2022	2022-2023	2023-2024	2024-2025	PROJECT TOTAL
General Fund		$ -								$ -
Utility Fund		$ 250,000							$ 250,000	$ 250,000
Impact Fee		$ -								$ -
Certificates of Obligation		$ -								$ -
Grants		$ -								$ -
Other		$ -								$ -
Unfunded		$ -								$ -
TOTAL SOURCES		**$ 250,000**	$ -	$ -	$ -	$ -	$ -	$ -	**$ 250,000**	**$ 250,000**

LAGO VISTA
TEXAS

CAPITAL IMPROVEMENT PROGRAM

FISCAL YEAR 2019-2025

PROJECT NAME: Meter Replacement and AMI Installation

PROJECT DESCRIPTION	PROJECT JUSTIFICATION
The project entails replacing all meters, except the ones installed recently, and implementing automated metering infrastructure.	Like most Cities, our City is developing fast and needs to keep up with the water metering needs, reading, and availability of data. Recent testing indicates that old meters account for 30% of our water loss.

PROJECT COST ALLOCATIONS	GL ACCOUNT NUMBER	TOTAL BUDGET	FUNDED BUDGET	EST. EXPENSES THRU 2019-2020	FY PROJECTED APPROPRIATIONS 2020-2021	2021-2022	2022-2023	2023-2024	2024-2025	PROJECT TOTAL
Survey		$ -								$ -
Geotechnical		$ -								$ -
Final Engineering Design		$ -								$ -
Bidding Phase		$ -								$ -
Const. Administration		$ -								$ -
Construction		$ 1,500,000			$ 1,500,000					$ 1,500,000
TOTAL COSTS		**$ 1,500,000**	$ -	$ -	**$ 1,500,000**	$ -	$ -	$ -	$ -	**$ 1,500,000**

FUNDING SOURCES	GL ACCOUNT NUMBER	TOTAL BUDGET	FUNDED BUDGET	EST. EXPENSES THRU 2019-2020	2020-2021	2021-2022	2022-2023	2023-2024	2024-2025	PROJECT TOTAL
General Fund		$ -								$ -
Utility Fund		$ 1,500,000			$ 1,500,000					$ 1,500,000
Impact Fee		$ -								$ -
Certificates of Obligation		$ -								$ -
Grants		$ -								$ -
Other		$ -								$ -
Unfunded		$ -						$ -		$ -
TOTAL SOURCES		**$ 1,500,000**	$ -	$ -	**$ 1,500,000**	$ -	$ -	$ -	$ -	**$ 1,500,000**

LAGO VISTA
TEXAS

CAPITAL IMPROVEMENT PROGRAM

FISCAL YEAR 2019-2025

PROJECT NAME: Replace Truman Lift Station

PROJECT DESCRIPTION	PROJECT JUSTIFICATION
Rehab well, redo panel and upgrade pumps. Install SCADA tower as needed. Reevaluate need for a second well. Cost for which approx. $500K. Also reevaluate need to remove and install bigger LS at Bar-K.	This lift station serves as the in-between pump system for 1 other lift stations, and serves an area from Passeo to the Airport. Exact scope to be determined by the WW master plan.

PROJECT COST ALLOCATIONS	GL ACCOUNT NUMBER	TOTAL BUDGET	FUNDED BUDGET	EST. EXPENSES THRU 2019-2020	FY PROJECTED APPROPRIATIONS 2020-2021	2021-2022	2022-2023	2023-2024	2024-2025	PROJECT TOTAL
Survey		$ -								$ -
Geotechnical		$ -								$ -
Final Engineering Design		$ -								$ -
Bidding Phase		$ -								$ -
Const. Administration		$ -								$ -
Construction		$ 500,000							$ 500,000	$ 500,000
TOTAL COSTS		**$ 500,000**	$ -	$ -	$ -	$ -	$ -	$ -	**$ 500,000**	**$ 500,000**

FUNDING SOURCES	GL ACCOUNT NUMBER	TOTAL BUDGET	FUNDED BUDGET	EST. EXPENSES THRU 2019-2020	2020-2021	2021-2022	2022-2023	2023-2024	2024-2025	PROJECT TOTAL
General Fund		$ -								$ -
Utility Fund		$ 500,000							$ 500,000	$ 500,000
Impact Fee		$ -								$ -
Certificates of Obligation		$ -								$ -
Grants		$ -								$ -
Other		$ -								$ -
Unfunded		$ -								$ -
TOTAL SOURCES		**$ 500,000**	$ -	$ -	$ -	$ -	$ -	$ -	**$ 500,000**	**$ 500,000**

LAGO VISTA
TEXAS

CAPITAL IMPROVEMENT PROGRAM

FISCAL YEAR 2019-2025

PROJECT NAME: WTP3 Sludge Pond

PROJECT DESCRIPTION	PROJECT JUSTIFICATION
Strip topsoil, excavation of site, subgrade prep, flex base, grading and, installing pond liner with a floating decanter in recovery basin. Along with all piping to plant.	Plant 3 runs continuously and to keep the system running smooth and clean it needs to backwash. Having only one pond the sludge builds up and the water doesn't drain completely in order to be able to remove the sludge without damaging the pond liner.

PROJECT COST ALLOCATIONS	GL ACCOUNT NUMBER	TOTAL BUDGET	FUNDED BUDGET	EST. EXPENSES THRU 2019-2020	FY PROJECTED APPROPRIATIONS 2020-2021	2021-2022	2022-2023	2023-2024	2024-2025	PROJECT TOTAL
Survey		$ -								$ -
Geotechnical		$ -								$ -
Final Engineering Design		$ -								$ -
Bidding Phase		$ -								$ -
Const. Administration		$ -								$ -
Construction		$ 340,000			$ 340,000					$ 340,000
TOTAL COSTS		**$ 340,000**	**$ -**	**$ -**	**$ 340,000**	**$ -**	**$ -**	**$ -**	**$ -**	**$ 340,000**

FUNDING SOURCES	GL ACCOUNT NUMBER	TOTAL BUDGET	FUNDED BUDGET	EST. EXPENSES THRU 2019-2020	2020-2021	2021-2022	2022-2023	2023-2024	2024-2025	PROJECT TOTAL
General Fund		$ -								$ -
Utility Fund		$ 340,000			$ 340,000					$ 340,000
Impact Fee		$ -								$ -
Certificates of Obligation		$ -								$ -
Grants		$ -								$ -
Other		$ -								$ -
Unfunded		$ -						$ -		$ -
TOTAL SOURCES		**$ 340,000**	**$ -**	**$ -**	**$ 340,000**	**$ -**	**$ -**	**$ -**	**$ -**	**$ 340,000**

LAGO VISTA
TEXAS

CAPITAL IMPROVEMENT PROGRAM

FISCAL YEAR 2019-2025

PROJECT NAME: Pond 17 to Pond 3 Effluent Disp. Line Replacement

PROJECT DESCRIPTION	PROJECT JUSTIFICATION
4800 LF of 10 or 12 inch HDPE - Defer	4800 LF of 10 or 12 inch HDPE - Defer until more data is obtained such as WW study.

PROJECT COST ALLOCATIONS	FY PROJECTED APPROPRIATIONS									
	GL ACCOUNT NUMBER	TOTAL BUDGET	FUNDED BUDGET	EST. EXPENSES THRU 2019-2020	2020-2021	2021-2022	2022-2023	2023-2024	2024-2025	PROJECT TOTAL
Survey		$ 31,250							$ 31,250	$ 31,250
Geotechnical		$ -							$ -	$ -
Final Engineering Design		$ 62,500							$ 62,500	$ 62,500
Bidding Phase		$ 12,500							$ 12,500	$ 12,500
Const. Administration		$ 18,750							$ 18,750	$ 18,750
Construction		$ 500,000							$ 500,000	$ 500,000
TOTAL COSTS		**$ 625,000**	$ -	$ -	$ -	$ -	$ -		**$ 625,000**	**$ 625,000**

FUNDING SOURCES	GL ACCOUNT NUMBER	TOTAL BUDGET	FUNDED BUDGET	EST. EXPENSES THRU 2019-2020	2020-2021	2021-2022	2022-2023	2023-2024	2024-2025	PROJECT TOTAL
General Fund		$ -								$ -
Utility Fund		$ 625,000							$ 625,000	$ 625,000
Impact Fee		$ -								$ -
Certificates of Obligation		$ -								$ -
Grants		$ -								$ -
Other		$ -								$ -
Unfunded		$ -								$ -
TOTAL SOURCES		**$ 625,000**	$ -	$ -	$ -	$ -	$ -	$ -	**$ 625,000**	**$ 625,000**

LAGO VISTA
TEXAS

CAPITAL IMPROVEMENT PROGRAM

FISCAL YEAR 2019-2025

PROJECT NAME: WTP3 Expansion

PROJECT DESCRIPTION	PROJECT JUSTIFICATION
Install new filter system, upgrade raw intake and piping. Install clarifier for primary filtration.	Construction Phase of Expanding the WTP3 to 4MGD. This project timetable may change depending on City growth.

PROJECT COST ALLOCATIONS	GL ACCOUNT NUMBER	TOTAL BUDGET	FUNDED BUDGET	EST. EXPENSES THRU 2019-2020	FY PROJECTED APPROPRIATIONS 2020-2021	2021-2022	2022-2023	2023-2024	2024-2025	PROJECT TOTAL
Survey		$ -								$ -
Geotechnical		$ -								$ -
Final Engineering Design		$ -								$ -
Bidding Phase		$ -								$ -
Const. Administration		$ -								$ -
Construction		$ 4,400,000						$ 400,000	$ 4,000,000	$ 4,400,000
TOTAL COSTS		**$ 4,400,000**	**$ -**	**$ -**	**$ -**	**$ -**	**$ -**	**$ 400,000**	**$ 4,000,000**	**$ 4,400,000**

FUNDING SOURCES	GL ACCOUNT NUMBER	TOTAL BUDGET	FUNDED BUDGET	EST. EXPENSES THRU 2019-2020	2020-2021	2021-2022	2022-2023	2023-2024	2024-2025	PROJECT TOTAL
General Fund		$ -								$ -
Utility Fund		$ -								$ -
Impact Fee		$ 400,000						$ 400,000		$ 400,000
Certificates of Obligation		$ 4,000,000							$ 4,000,000	$ 4,000,000
Grants		$ -								$ -
Other		$ -								$ -
Unfunded		$ -								$ -
TOTAL SOURCES		**$ 4,400,000**	**$ -**	**$ -**	**$ -**	**$ -**	**$ -**	**$ 400,000**	**$ 4,000,000**	**$ 4,400,000**

LAGO VISTA
TEXAS

CAPITAL IMPROVEMENT PROGRAM

FISCAL YEAR 2019-2025

PROJECT NAME: WTP3 Maintenance Building

PROJECT DESCRIPTION	PROJECT JUSTIFICATION
Concrete slab, 980 SF metal building, and electrical.	No storage for maintenance vehicles to protect from the elements. Gasoline/Diesel maintenance equipment cannot be stored in the treatment plant because of the opened air Trident unit or near chlorine feed system.

PROJECT COST ALLOCATIONS	GL ACCOUNT NUMBER	TOTAL BUDGET	FUNDED BUDGET	EST. EXPENSES THRU 2019-2020	FY PROJECTED APPROPRIATIONS 2020-2021	2021-2022	2022-2023	2023-2024	2024-2025	PROJECT TOTAL
Survey		$ -								$ -
Geotechnical		$ -								$ -
Final Engineering Design		$ -								$ -
Bidding Phase		$ -								$ -
Const. Administration		$ -								$ -
Construction		$ 36,650			$ 36,650					$ 36,650
TOTAL COSTS		**$ 36,650**	**$ -**	**$ -**	**$ 36,650**	**$ -**	**$ -**	**$ -**	**$ -**	**$ 36,650**

FUNDING SOURCES	GL ACCOUNT NUMBER	TOTAL BUDGET	FUNDED BUDGET	EST. EXPENSES THRU 2019-2020	2020-2021	2021-2022	2022-2023	2023-2024	2024-2025	PROJECT TOTAL
General Fund		$ -								$ -
Utility Fund		$ 36,650			$ 36,650					$ 36,650
Impact Fee		$ -								$ -
Certificates of Obligation		$ -								$ -
Grants		$ -								$ -
Other		$ -								$ -
Unfunded		$ -								$ -
TOTAL SOURCES		**$ 36,650**	**$ -**	**$ -**	**$ 36,650**	**$ -**	**$ -**	**$ -**	**$ -**	**$ 36,650**

LAGO VISTA
TEXAS

CAPITAL IMPROVEMENT PROGRAM

FISCAL YEAR 2019-2025

STREETS SUMMARY

PROJECT INFORMATION		FY PROJECTED APPROPRIATIONS						
PROJECT NAME	PROJECT NUMBER	EST. EXPENSES THRU 2019-2020	2020-2021	2021-2022	2022-2023	2023-2024	2024-2025	PROJECT TOTAL
Overlay	ST-1	$ 965,000	$ 905,000	$ 730,000	$ 1,240,000	$ 760,000	$ 1,200,000	$ 5,800,000
Microsurfacing	ST-2	$ 480,000	$ 985,000	$ 670,000	$ 55,000	$ 170,000	$ 175,000	$ 2,535,000
Slurry Seal	ST-3	$ -	$ -	$ -	$ 35,000	$ 170,000	$ -	$ 205,000
Fog Seal	ST-4	$ 110,000	$ 510,000	$ 375,000	$ 115,000	$ 375,000	$ 65,000	$ 1,550,000
Street Sign Replacement	ST-5	$ 10,000	$ 10,000	$ 10,000	$ 10,000	$ 10,000	$ -	$ 50,000
Lohman Ford Rehab	ST-6	$ -	$ 450,000	$ -	$ -	$ -	$ -	$ 450,000
City Hall, Library Parking Lot Overlay	ST-7	$ 20,000	$ -	$ -	$ -	$ -	$ -	$ 20,000
Lohman Expansion	ST-8	$ -	$ -	$ -	$ -	$ 1,369,000	$ 4,350,000	$ 5,719,000
Boggy Ford Realignment	ST-10	$ -	$ -	$ -	$ -	$ -	$ 1,444,000	$ 1,444,000
1431 Expansion at City Park	ST-12	$ -	$ -	$ -	$ 361,000	$ -	$ -	$ 361,000
Bar-K Ranch Signal	ST-13	$ -	$ -	$ -	$ -	$ -	$ 463,000	$ 463,000
Boggy and Highland Circle	ST-15	$ -	$ -	$ -	$ 1,155,000	$ -	$ -	$ 1,155,000
								$ -
								$ -
	TOTAL COSTS	**$ 1,585,000**	**$ 2,860,000**	**$ 1,785,000**	**$ 2,971,000**	**$ 2,854,000**	**$ 7,697,000**	**$ 19,752,000**

FUNDING SOURCES	TOTAL BUDGET	FY PROJECTED FUNDING						
		EST. EXPENSES THRU 2019-2020	2020-2021	2021-2022	2022-2023	2023-2024	2024-2025	PROJECT TOTAL
General Fund	$ 10,610,000	$ 1,585,000	$ 2,860,000	$ 1,785,000	$ 1,455,000	$ 1,485,000	$ 1,440,000	$ 10,610,000
Utility Fund	$ -	$ -	$ -	$ -	$ -	$ -	$ -	$ -
Impact Fee	$ 1,369,000	$ -	$ -	$ -	$ -	$ 1,369,000	$ -	$ 1,369,000
Certificates of Obligation (Bonds)	$ 4,350,000	$ -	$ -	$ -	$ -	$ -	$ 4,350,000	$ 4,350,000
Grants	$ -	$ -	$ -	$ -	$ -	$ -	$ -	$ -
Other *	$ -	$ -	$ -	$ -	$ -	$ -	$ -	$ -
Unfunded	$ 3,423,000	$ -	$ -	$ -	$ 1,516,000	$ -	$ 1,907,000	$ 3,423,000
TOTAL SOURCES	**$ 19,752,000**	**$ 1,585,000**	**$ 2,860,000**	**$ 1,785,000**	**$ 2,971,000**	**$ 2,854,000**	**$ 7,697,000**	**$ 19,752,000**

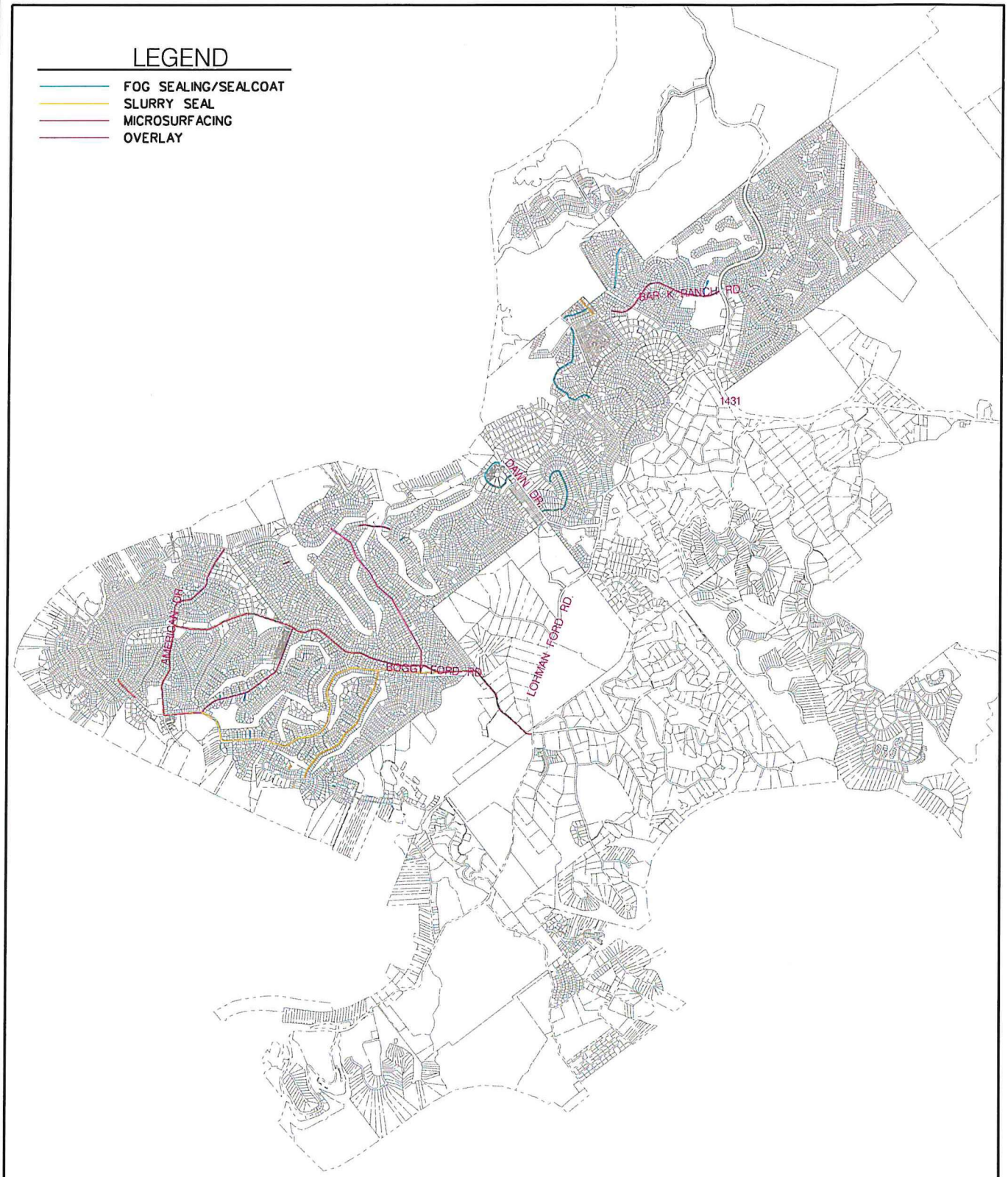

LAGO VISTA
TEXAS

2019–2025 CIP UPDATE

STREETS 2020

SHEET 1 OF 6

NORTH

0 2500 5000

SCALE IN FEET

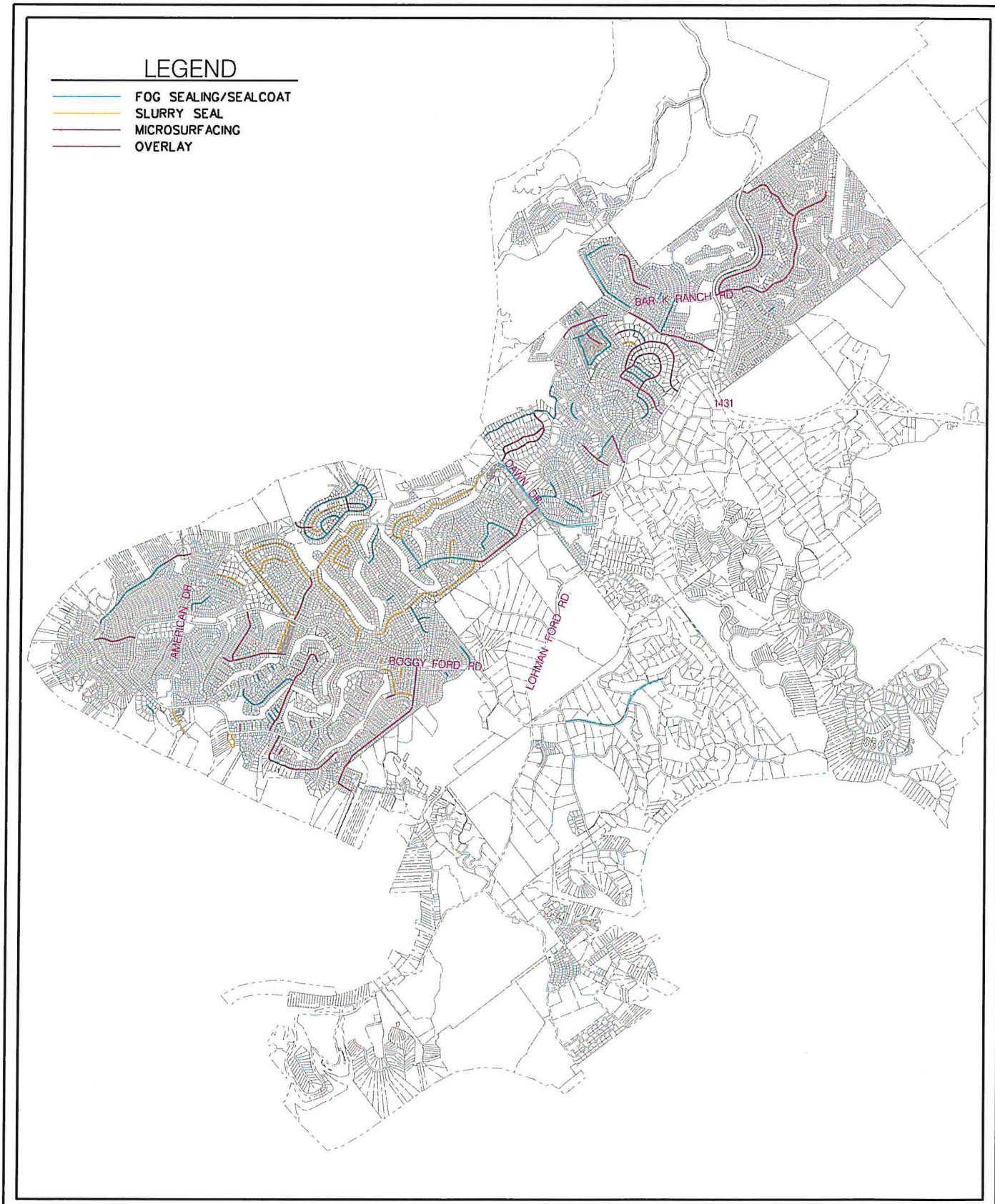

LAGO VISTA
TEXAS

2019–2025 CIP UPDATE

STREETS 2021

SHEET 2 OF 6

NORTH

0 2500 5000

SCALE IN FEET

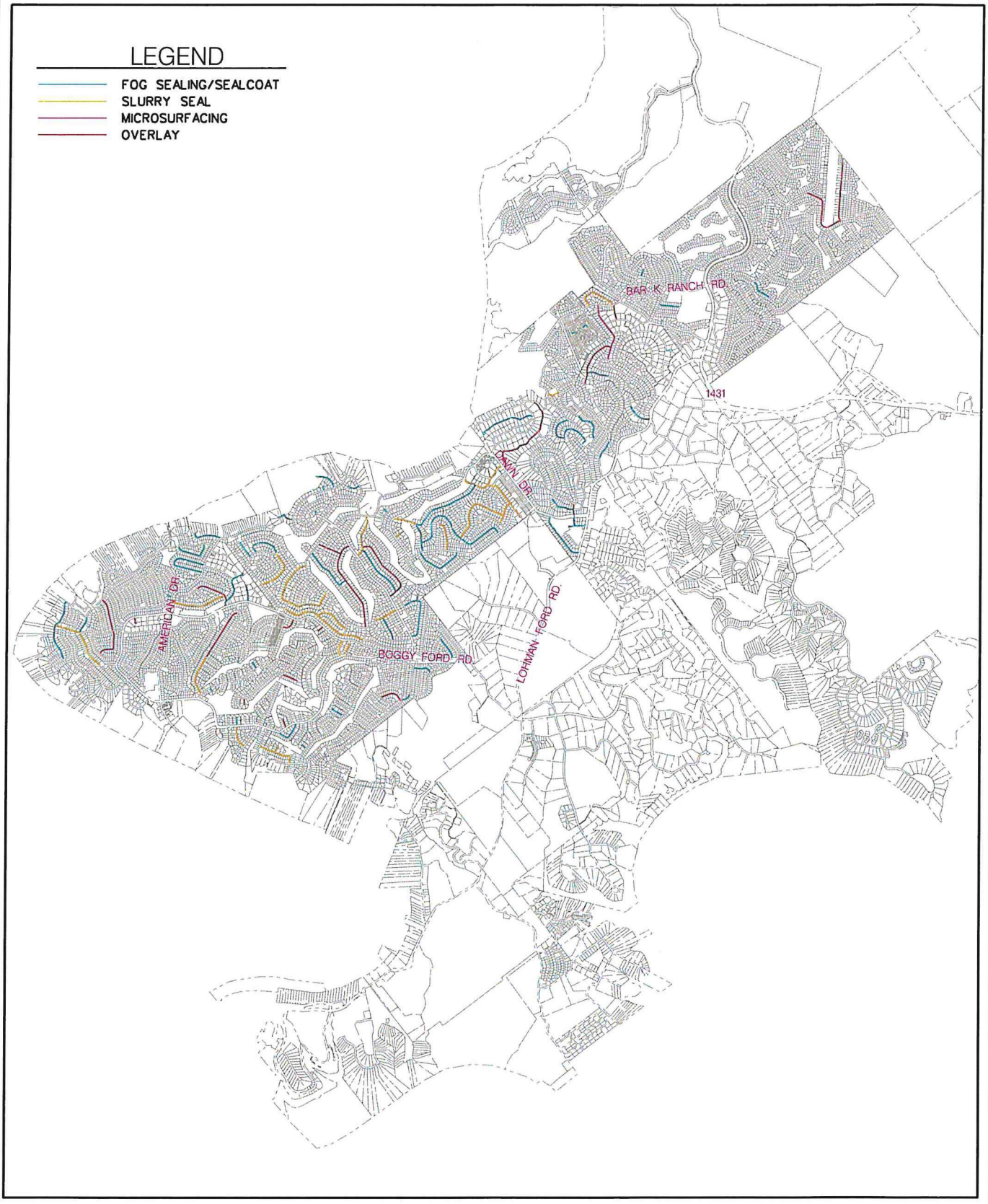

LAGO VISTA
TEXAS

2019–2025 CIP UPDATE

STREETS 2022

NORTH

SHEET 3 OF 6

0 2500 5000

SCALE IN FEET

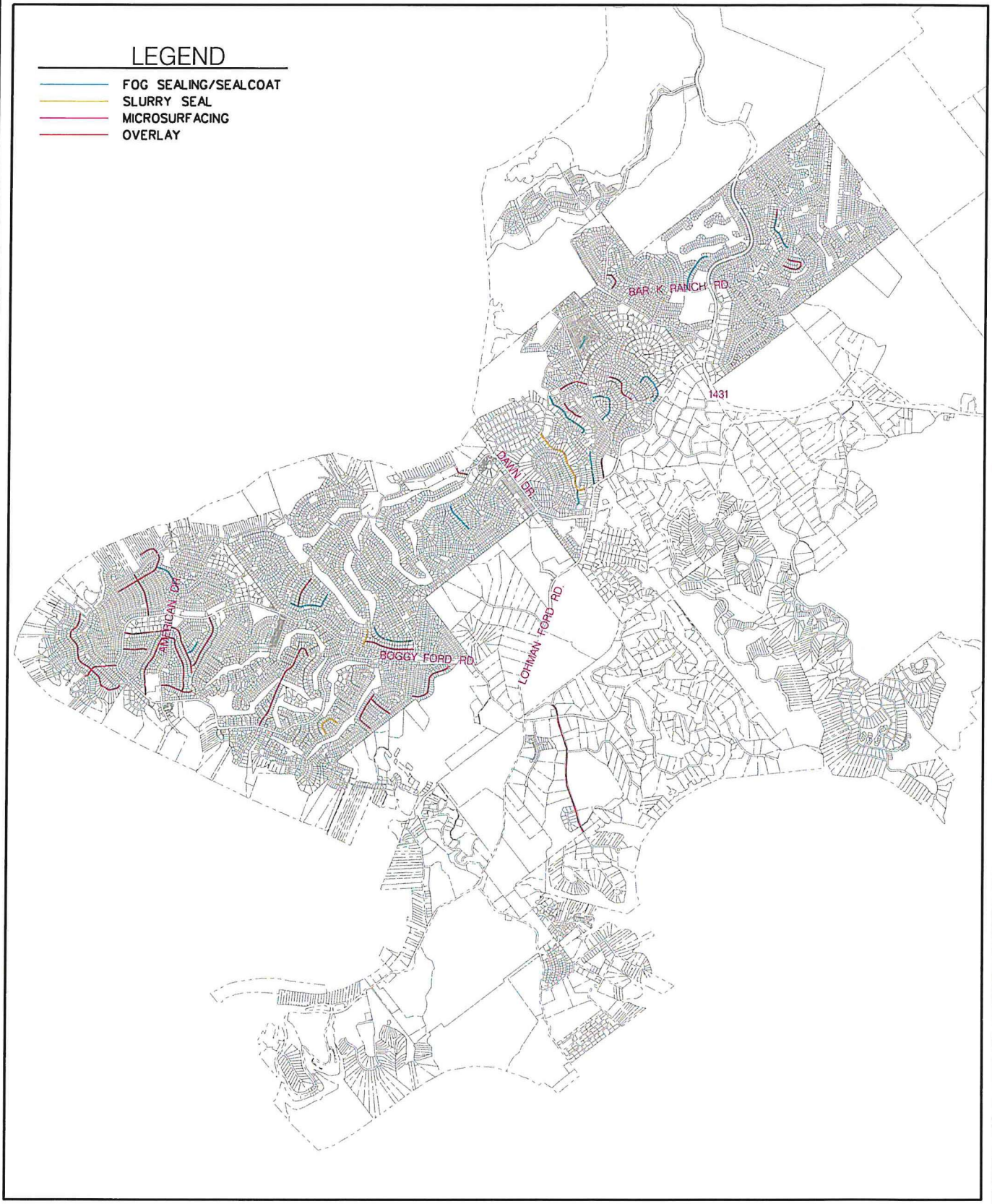

LAGO VISTA
TEXAS

2019–2025 CIP UPDATE

STREETS 2023

NORTH

SHEET 4 OF 6

0 2500 5000

SCALE IN FEET

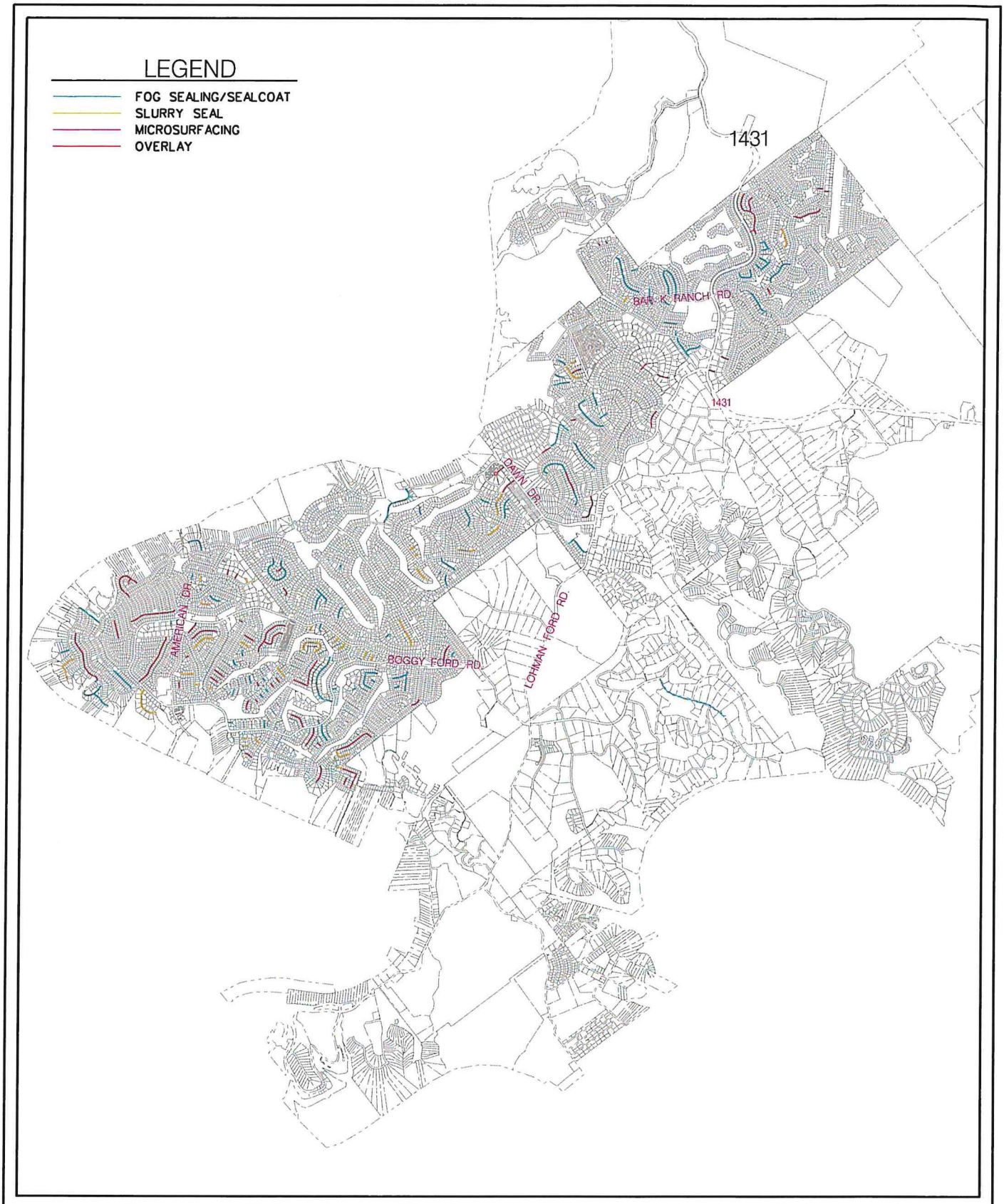

LAGO VISTA
TEXAS

2019–2025 CIP UPDATE

STREETS 2024

NORTH

SHEET 5 OF 6

0 2500 5000

SCALE IN FEET

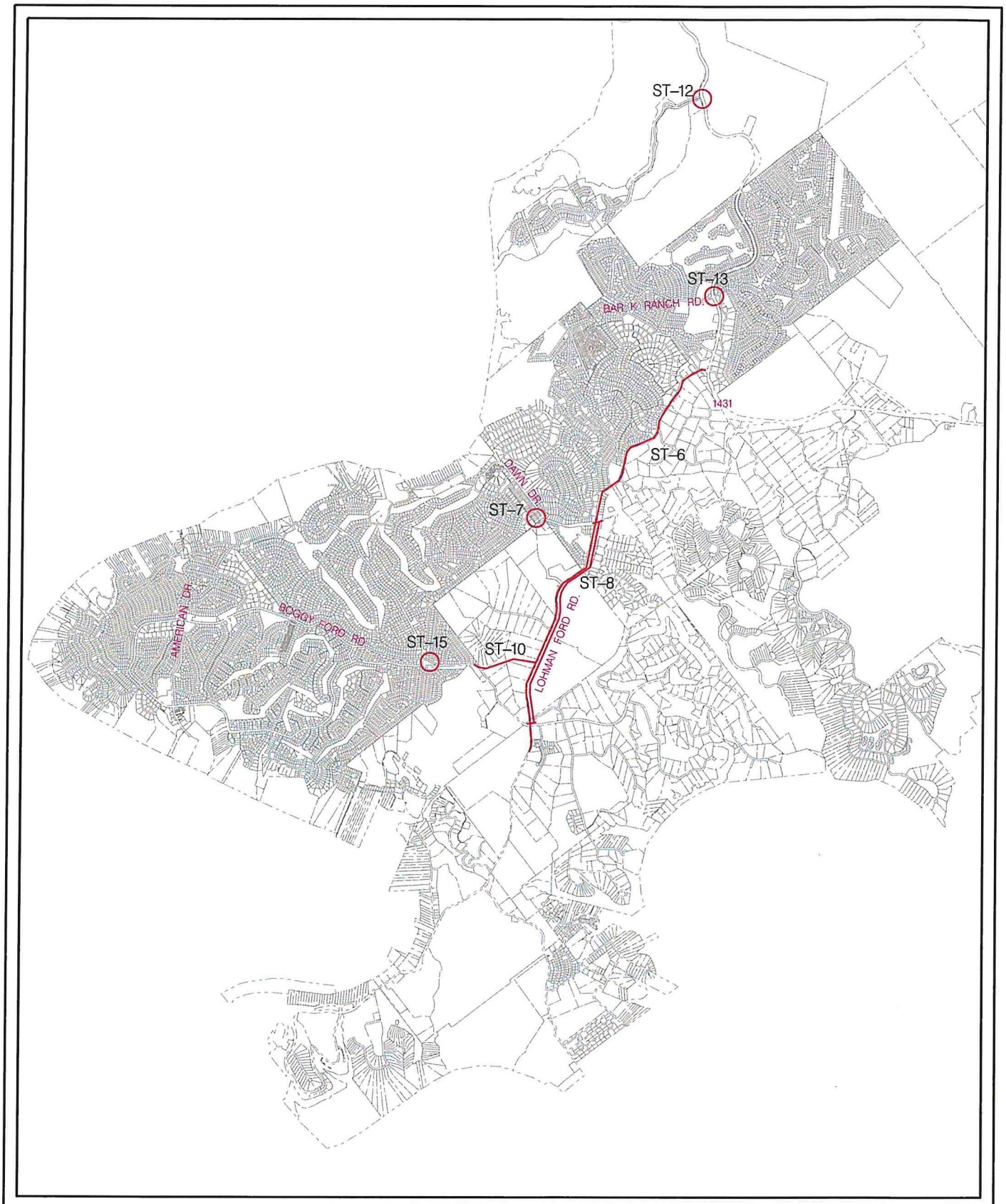

LAGO VISTA
TEXAS

2019–2025 CIP UPDATE

STREET REHAB

NORTH

SHEET 6 OF 6

0 2500 5000

SCALE IN FEET

LAGO VISTA
TEXAS

CAPITAL IMPROVEMENT PROGRAM

FISCAL YEAR 2019-2025

PROJECT NAME: Overlay

PROJECT DESCRIPTION	PROJECT JUSTIFICATION
1.25-2" of HMAC Overlay, Striping, Drainage Improvements, and Crack Sealing. 2020- 6 Streets including Boggy, Thunderbird, and American. 2021- 20 Streets Including Bar K, Continental, and Hancock. 2022- 13 Streets Including Rockwood, North Ridge, and Omaha. 2023- 20 Streets Including Cardinal, Austin, and Santa Rosa. 2024- 22 Streets Including Bronco, Falcon, and Santa Alto. 2025- 30 Streets Including Sagebrush, Arroyo and Folklore.	Street maintenance on several City streets identified in the City's roadway master plan. Streets have not been maintained properly over last decade.

PROJECT COST ALLOCATIONS	FY PROJECTED APPROPRIATIONS									
	GL ACCOUNT NUMBER	TOTAL BUDGET	FUNDED BUDGET	EST. EXPENSES THRU 2019-2020	2020-2021	2021-2022	2022-2023	2023-2024	2024-2025	PROJECT TOTAL
Survey		$ -								$ -
Geotechnical		$ -								$ -
Final Engineering Design		$ -								$ -
Bidding Phase		$ -								$ -
Const. Administration		$ -								$ -
Construction	40-580-8251	$ 5,800,000		$ 965,000	$ 905,000	$ 730,000	$ 1,240,000	$ 760,000	$ 1,200,000	$ 5,800,000
TOTAL COSTS		**$ 5,800,000**	**$ -**	**$ 965,000**	**$ 905,000**	**$ 730,000**	**$ 1,240,000**	**$ 760,000**	**$ 1,200,000**	**$ 5,800,000**

FUNDING SOURCES	GL ACCOUNT NUMBER	TOTAL BUDGET	FUNDED BUDGET	EST. EXPENSES THRU 2019-2020	2020-2021	2021-2022	2022-2023	2023-2024	2024-2025	PROJECT TOTAL
General Fund	40-580-8251	$ 5,800,000		$ 965,000	$ 905,000	$ 730,000	$ 1,240,000	$ 760,000	$ 1,200,000	$ 5,800,000
Utility Fund		$ -								$ -
Impact Fee		$ -								$ -
Certificates of Obligation		$ -								$ -
Grants		$ -								$ -
Other		$ -								$ -
Unfunded		$ -								$ -
TOTAL SOURCES		**$ 5,800,000**	**$ -**	**$ 965,000**	**$ 905,000**	**$ 730,000**	**$ 1,240,000**	**$ 760,000**	**$ 1,200,000**	**$ 5,800,000**

LAGO VISTA
TEXAS

CAPITAL IMPROVEMENT PROGRAM

FISCAL YEAR 2019-2025

PROJECT NAME: Microsurfacing

PROJECT DESCRIPTION	PROJECT JUSTIFICATION
1/4" Cold-Mix Paving (Chemical Harden), Striping, Drainage Improvements, and Crack Sealing. 2020- 6 Streets Including Mac Arthur, National, and Bar K. 2021- 11 Streets Including Constitution, Dodge, and Bronco. 2022- 1 Street Ridgeview. 2023- 2 Streets Emerald and Sleepy Hollow.	Street maintenance on several City streets identified in the City's roadway master plan. Streets have not been maintained properly over last decade. Refer to the City's street plan. All the streets shown on individual year are totaled herein.

PROJECT COST ALLOCATIONS	FY PROJECTED APPROPRIATIONS									
	GL ACCOUNT NUMBER	TOTAL BUDGET	FUNDED BUDGET	EST. EXPENSES THRU 2019-2020	2020-2021	2021-2022	2022-2023	2023-2024	2024-2025	PROJECT TOTAL
Survey		$ -								$ -
Geotechnical		$ -								$ -
Final Engineering Design		$ -								$ -
Bidding Phase		$ -								$ -
Const. Administration		$ -								$ -
Construction	40-580-8251	$ 2,535,000		$ 480,000	$ 985,000	$ 670,000	$ 55,000	$ 170,000	$ 175,000	$ 2,535,000
TOTAL COSTS		**$ 2,535,000**	**$ -**	**$ 480,000**	**$ 985,000**	**$ 670,000**	**$ 55,000**	**$ 170,000**	**$ 175,000**	**$ 2,535,000**

FUNDING SOURCES	GL ACCOUNT NUMBER	TOTAL BUDGET	FUNDED BUDGET	EST. EXPENSES THRU 2019-2020	2020-2021	2021-2022	2022-2023	2023-2024	2024-2025	PROJECT TOTAL
General Fund	40-580-8251	$ 2,535,000		$ 480,000	$ 985,000	$ 670,000	$ 55,000	$ 170,000	$ 175,000	$ 2,535,000
Utility Fund		$ -								$ -
Impact Fee		$ -								$ -
Certificates of Obligation		$ -								$ -
Grants		$ -								$ -
Other		$ -								$ -
Unfunded		$ -								$ -
TOTAL SOURCES		**$ 2,535,000**	**$ -**	**$ 480,000**	**$ 985,000**	**$ 670,000**	**$ 55,000**	**$ 170,000**	**$ 175,000**	**$ 2,535,000**

LAGO VISTA
TEXAS

CAPITAL IMPROVEMENT PROGRAM

FISCAL YEAR 2019-2025

PROJECT NAME: Slurry Seal

PROJECT DESCRIPTION	PROJECT JUSTIFICATION
1/4" Cold-Mix Paving (Water Evaporation Hardening), Striping, Drainage Improvements, and Crack Sealing. 2020- 4 Streets Including Highland Lake, Boone, and Coyote. 2021- 21 Streets Including High Dr, Outpost Trace, and Country Club. 2022- 24 Streets Including Patton, El Dorado, and Twisting Trail. 2023- 3 Streets Burnside, Rockwood, and Park. 2024- 33 Streets Including Santa Monica, Harrison, and Heather. 2025- 2 Streets Blue lake and Fawn	Street maintenance on several City streets identified in the City's roadway master plan. Streets have not been maintained properly over last decade. Refer to the City's street plan. All the streets shown on individual year are totaled herein.

PROJECT COST ALLOCATIONS	FY PROJECTED APPROPRIATIONS									
	GL ACCOUNT NUMBER	TOTAL BUDGET	FUNDED BUDGET	EST. EXPENSES THRU 2019-2020	2020-2021	2021-2022	2022-2023	2023-2024	2024-2025	PROJECT TOTAL
Survey		$ -								$ -
Geotechnical		$ -								$ -
Final Engineering Design		$ -								$ -
Bidding Phase		$ -								$ -
Const. Administration		$ -								$ -
Construction	40-580-8251	$ 205,000		$ -	$ -	$ -	$ 35,000	$ 170,000	$ -	$ 205,000
TOTAL COSTS		**$ 205,000**	**$ -**	**$ -**	**$ -**	**$ -**	**$ 35,000**	**$ 170,000**	**$ -**	**$ 205,000**

FUNDING SOURCES	GL ACCOUNT NUMBER	TOTAL BUDGET	FUNDED BUDGET	EST. EXPENSES THRU 2019-2020	2020-2021	2021-2022	2022-2023	2023-2024	2024-2025	PROJECT TOTAL
General Fund	40-580-8251	$ 205,000		$ -	$ -	$ -	$ 35,000	$ 170,000	$ -	$ 205,000
Utility Fund		$ -								$ -
Impact Fee		$ -								$ -
Certificates of Obligation		$ -								$ -
Grants		$ -								$ -
Other		$ -								$ -
Unfunded		$ -								$ -
TOTAL SOURCES		**$ 205,000**	**$ -**	**$ -**	**$ -**	**$ -**	**$ 35,000**	**$ 170,000**	**$ -**	**$ 205,000**

LAGO VISTA
TEXAS

CAPITAL IMPROVEMENT PROGRAM

FISCAL YEAR 2019-2025

PROJECT NAME: Fog Seal

PROJECT DESCRIPTION	PROJECT JUSTIFICATION
A Thin Layer of Diluted Asphalt Emulsion Rejuvenator, Striping, Drainage Improvements, and Crack Sealing. 2020- 10 Streets Including Paseo, La Mesa, and Sierra Trail. 2021- 44 Streets Including Dawn Dr, Shoreline Ranch, and Lakefront. 2022- 50 Streets Including Oak Ridge, Arrowhead, and Roundup. 2023- 12 Streets Including Oak Dale, Rock park, and Buena Vista. 2024- 72 Streets Including Marshalls Point, Eisenhower, and Flintlock. 2025- 9 Streets Including Cardinal, Blueberry, and Colonial.	Street maintenance on several City streets identified in the City's roadway master plan. Streets have not been maintained properly over last decade. Refer to the City's street plan. All the streets shown on individual year are totaled herein.

PROJECT COST ALLOCATIONS	FY PROJECTED APPROPRIATIONS									
	GL ACCOUNT NUMBER	TOTAL BUDGET	FUNDED BUDGET	EST. EXPENSES THRU 2019-2020	2020-2021	2021-2022	2022-2023	2023-2024	2024-2025	PROJECT TOTAL
Survey										$ -
Geotechnical										$ -
Final Engineering Design										$ -
Bidding Phase										$ -
Const. Administration										$ -
Construction	40-580-8251			$ 110,000	$ 510,000	$ 375,000	$ 115,000	$ 375,000	$ 65,000	$ 1,550,000
TOTAL COSTS		**$ -**	**$ -**	**$ 110,000**	**$ 510,000**	**$ 375,000**	**$ 115,000**	**$ 375,000**	**$ 65,000**	**$ 1,550,000**

FUNDING SOURCES	GL ACCOUNT NUMBER	TOTAL BUDGET	FUNDED BUDGET	EST. EXPENSES THRU 2019-2020	2020-2021	2021-2022	2022-2023	2023-2024	2024-2025	PROJECT TOTAL
General Fund	40-580-8251			$ 110,000	$ 510,000	$ 375,000	$ 115,000	$ 375,000	$ 65,000	$ 1,550,000
Utility Fund										$ -
Impact Fee										$ -
Certificates of Obligation										$ -
Grants										$ -
Other										$ -
Unfunded										$ -
TOTAL SOURCES		**$ -**	**$ -**	**$ 110,000**	**$ 510,000**	**$ 375,000**	**$ 115,000**	**$ 375,000**	**$ 65,000**	**$ 1,550,000**

LAGO VISTA
TEXAS

CAPITAL IMPROVEMENT PROGRAM

FISCAL YEAR 2019-2025

PROJECT NAME: Street Sign Replacement

PROJECT DESCRIPTION	PROJECT JUSTIFICATION
Replacing stop signs and street signs with correct name. Includes striping and associated equipment.	Broken or damaged. Some street signs are either misspelled or not matching 911 addressing.

PROJECT COST ALLOCATIONS	FY PROJECTED APPROPRIATIONS									
	GL ACCOUNT NUMBER	TOTAL BUDGET	FUNDED BUDGET	EST. EXPENSES THRU 2019-2020	2020-2021	2021-2022	2022-2023	2023-2024	2024-2025	PROJECT TOTAL
Survey										$ -
Geotechnical										$ -
Final Engineering Design										$ -
Bidding Phase										$ -
Const. Administration										$ -
Construction	40-580-8251			$ 10,000	$ 10,000	$ 10,000	$ 10,000	$ 10,000		$ 50,000
TOTAL COSTS		**$ -**	**$ -**	**$ 10,000**	**$ 10,000**	**$ 10,000**	**$ 10,000**	**$ 10,000**	**$ -**	**$ 50,000**

FUNDING SOURCES	GL ACCOUNT NUMBER	TOTAL BUDGET	FUNDED BUDGET	EST. EXPENSES THRU 2019-2020	2020-2021	2021-2022	2022-2023	2023-2024	2024-2025	PROJECT TOTAL
General Fund	40-580-8251			$ 10,000	$ 10,000	$ 10,000	$ 10,000	$ 10,000		$ 50,000
Utility Fund										$ -
Impact Fee										$ -
Certificates of Obligation										$ -
Grants										$ -
Other										$ -
Unfunded										$ -
TOTAL SOURCES		**$ -**	**$ -**	**$ 10,000**	**$ 10,000**	**$ 10,000**	**$ 10,000**	**$ 10,000**	**$ -**	**$ 50,000**

LAGO VISTA
TEXAS

CAPITAL IMPROVEMENT PROGRAM

FISCAL YEAR 2019-2025

PROJECT NAME: Lohman Ford Rehab

PROJECT DESCRIPTION	PROJECT JUSTIFICATION
Overlay and stripping. Overlay near 1421 and south of Boggy, and the rest with Microsurfacing.	Lohman is approaching disrepair and delay will likely multiply cost in the coming year. Lohman will need quite a bit of prep work like Boggy. Crews will be busy for several months prepping.

PROJECT COST ALLOCATIONS	FY PROJECTED APPROPRIATIONS									
	GL ACCOUNT NUMBER	TOTAL BUDGET	FUNDED BUDGET	EST. EXPENSES THRU 2019-2020	2020-2021	2021-2022	2022-2023	2023-2024	2024-2025	PROJECT TOTAL
Survey		$ -								$ -
Geotechnical		$ -								$ -
Final Engineering Design		$ -								$ -
Bidding Phase		$ -								$ -
Const. Administration		$ -								$ -
Construction	40-580-8251	$ 450,000			$ 450,000					$ 450,000
TOTAL COSTS		**$ 450,000**	**$ -**	**$ -**	**$ 450,000**	**$ -**	**$ -**	**$ -**	**$ -**	**$ 450,000**

FUNDING SOURCES	GL ACCOUNT NUMBER	TOTAL BUDGET	FUNDED BUDGET	EST. EXPENSES THRU 2019-2020	2020-2021	2021-2022	2022-2023	2023-2024	2024-2025	PROJECT TOTAL
General Fund	40-580-8251	$ 450,000			$ 450,000					$ 450,000
Utility Fund		$ -								$ -
Impact Fee		$ -								$ -
Certificates of Obligation		$ -								$ -
Grants		$ -								$ -
Other		$ -								$ -
Unfunded		$ -								$ -
TOTAL SOURCES		**$ 450,000**	**$ -**	**$ -**	**$ 450,000**	**$ -**	**$ -**	**$ -**	**$ -**	**$ 450,000**

LAGO VISTA
TEXAS

CAPITAL IMPROVEMENT PROGRAM

FISCAL YEAR 2019-2025

PROJECT NAME: City Hall, Library Parking Lot Overlay

PROJECT DESCRIPTION	PROJECT JUSTIFICATION
Overlay existing parking lot with HMAC (2")	Recommended 2016-17 CIP Constructed in-house

PROJECT COST ALLOCATIONS	FY PROJECTED APPROPRIATIONS									
	GL ACCOUNT NUMBER	TOTAL BUDGET	FUNDED BUDGET	EST. EXPENSES THRU 2019-2020	2020-2021	2021-2022	2022-2023	2023-2024	2024-2025	PROJECT TOTAL
Survey		$ -								$ -
Geotechnical		$ -								$ -
Final Engineering Design		$ -								$ -
Bidding Phase		$ -								$ -
Const. Administration		$ -								$ -
Construction	40-580-8251	$ 20,000		$ 20,000						$ 20,000
TOTAL COSTS		**$ 20,000**	**$ -**	**$ 20,000**	**$ -**	**$ -**	**$ -**	**$ -**	**$ -**	**$ 20,000**

FUNDING SOURCES	GL ACCOUNT NUMBER	TOTAL BUDGET	FUNDED BUDGET	EST. EXPENSES THRU 2019-2020	2020-2021	2021-2022	2022-2023	2023-2024	2024-2025	PROJECT TOTAL
General Fund	40-580-8251	$ 20,000		$ 20,000						$ 20,000
Utility Fund		$ -								$ -
Impact Fee		$ -								$ -
Certificates of Obligation		$ -								$ -
Grants		$ -								$ -
Other		$ -								$ -
Unfunded		$ -								$ -
TOTAL SOURCES		**$ 20,000**	**$ -**	**$ 20,000**	**$ -**	**$ -**	**$ -**	**$ -**	**$ -**	**$ 20,000**

LAGO VISTA
TEXAS

CAPITAL IMPROVEMENT PROGRAM

FISCAL YEAR 2019-2025

PROJECT NAME: Lohman Expansion

PROJECT DESCRIPTION	PROJECT JUSTIFICATION
Expand Lohman from Dawn to Boggy to accommodate 4-lane traffic, and enough ROW for a center lane in the future. 8700' widening. Requires 40' wide ROW acquisition. Cost for which is just a placeholder at $700K properties between 60K-$200K per acre for which 2000' of ROW are at the higher cost.	Current Lohman from Boggy to Dawn is undersized, and congested. As thee City grows there is a need for this expansion.

PROJECT COST ALLOCATIONS	FY PROJECTED APPROPRIATIONS									
	GL ACCOUNT NUMBER	TOTAL BUDGET	FUNDED BUDGET	EST. EXPENSES THRU 2019-2020	2020-2021	2021-2022	2022-2023	2023-2024	2024-2025	PROJECT TOTAL
Survey		$ 87,000						$ 87,000		$ 87,000
Geotechnical		$ 10,000						$ 10,000		$ 10,000
Final Engineering Design		$ 435,000						$ 435,000		$ 435,000
Bidding Phase		$ 50,000						$ 50,000		$ 50,000
Const. Administration		$ 87,000						$ 87,000		$ 87,000
Construction		$ 5,050,000						$ 700,000	$ 4,350,000	$ 5,050,000
TOTAL COSTS		**$ 5,719,000**	**$ -**	**$ -**	**$ -**	**$ -**	**$ -**	**$ 1,369,000**	**$ 4,350,000**	**$ 5,719,000**

FUNDING SOURCES	GL ACCOUNT NUMBER	TOTAL BUDGET	FUNDED BUDGET	EST. EXPENSES THRU 2019-2020	2020-2021	2021-2022	2022-2023	2023-2024	2024-2025	PROJECT TOTAL
General Fund		$ -								$ -
Utility Fund		$ -								$ -
Impact Fee		$ 1,369,000						$ 1,369,000		$ 1,369,000
Certificates of Obligation		$ 4,350,000							$ 4,350,000	$ 4,350,000
Grants		$ -								$ -
Other		$ -								$ -
Unfunded		$ -								$ -
TOTAL SOURCES		**$ 5,719,000**	**$ -**	**$ -**	**$ -**	**$ -**	**$ -**	**$ 1,369,000**	**$ 4,350,000**	**$ 5,719,000**

LAGO VISTA
TEXAS

CAPITAL IMPROVEMENT PROGRAM

FISCAL YEAR 2019-2025

PROJECT NAME: Boggy Ford Realignment

PROJECT DESCRIPTION	PROJECT JUSTIFICATION
Construct bypass from Lohman (at High School) to Boggy near the entrance to Draper Cove. This 2,400' bypass is anticipated to be 27' wide and require an 80' wide ROW acquisition. Because of grading and side-slopes the ROW width is higher than a normal City street	Currently with the growth this City is experiencing it is anticipated that Boggy and Lohman will require either expansion or realignment (or a bypass).

PROJECT COST ALLOCATIONS	FY PROJECTED APPROPRIATIONS									
	GL ACCOUNT NUMBER	TOTAL BUDGET	FUNDED BUDGET	EST. EXPENSES THRU 2019-2020	2020-2021	2021-2022	2022-2023	2023-2024	2024-2025	PROJECT TOTAL
Survey		$ 40,000							$ 40,000	$ 40,000
Geotechnical		$ 10,000							$ 10,000	$ 10,000
Final Engineering Design		$ 120,000							$ 120,000	$ 120,000
Bidding Phase		$ 50,000							$ 50,000	$ 50,000
Const. Administration		$ 24,000							$ 24,000	$ 24,000
Construction		$ 1,200,000							$ 1,200,000	$ 1,200,000
TOTAL COSTS		**$ 1,444,000**	$ -	$ -	$ -	$ -	$ -	$ -	**$ 1,444,000**	**$ 1,444,000**

FUNDING SOURCES	GL ACCOUNT NUMBER	TOTAL BUDGET	FUNDED BUDGET	EST. EXPENSES THRU 2019-2020	2020-2021	2021-2022	2022-2023	2023-2024	2024-2025	PROJECT TOTAL
General Fund		$ -								$ -
Utility Fund		$ -								$ -
Impact Fee		$ -								$ -
Certificates of Obligation		$ -								$ -
Grants		$ -								$ -
Other		$ -								$ -
Unfunded		$ 1,444,000							$ 1,444,000	$ 1,444,000
TOTAL SOURCES		**$ 1,444,000**	$ -	$ -	$ -	$ -	$ -	$ -	**$ 1,444,000**	**$ 1,444,000**

LAGO VISTA
TEXAS

CAPITAL IMPROVEMENT PROGRAM

FISCAL YEAR 2019-2025

PROJECT NAME: 1431 Expansion at City Park

PROJECT DESCRIPTION	PROJECT JUSTIFICATION
Construct a 1000' long by 27' wide connection to Destination Way. Portion of the road will be in Jonestown City Limits. No major challenges other than ditches and some drainage work.	TxDOT will require City to expand 1431 at the new park.

PROJECT COST ALLOCATIONS	FY PROJECTED APPROPRIATIONS									
	GL ACCOUNT NUMBER	TOTAL BUDGET	FUNDED BUDGET	EST. EXPENSES THRU 2019-2020	2020-2021	2021-2022	2022-2023	2023-2024	2024-2025	PROJECT TOTAL
Survey		$ 10,000					$ 10,000			$ 10,000
Geotechnical		$ 10,000					$ 10,000			$ 10,000
Final Engineering Design		$ 30,000					$ 30,000			$ 30,000
Bidding Phase		$ 5,000					$ 5,000			$ 5,000
Const. Administration		$ 6,000					$ 6,000			$ 6,000
Construction		$ 300,000					$ 300,000			$ 300,000
TOTAL COSTS		**$ 361,000**	**$ -**	**$ -**	**$ -**	**$ -**	**$ 361,000**	**$ -**	**$ -**	**$ 361,000**

FUNDING SOURCES	GL ACCOUNT NUMBER	TOTAL BUDGET	FUNDED BUDGET	EST. EXPENSES THRU 2019-2020	2020-2021	2021-2022	2022-2023	2023-2024	2024-2025	PROJECT TOTAL
General Fund		$ -								$ -
Utility Fund		$ -								$ -
Impact Fee		$ -								$ -
Certificates of Obligation		$ -								$ -
Grants		$ -								$ -
Other		$ -								$ -
Unfunded		$ 361,000					$ 361,000			$ 361,000
TOTAL SOURCES		**$ 361,000**	**$ -**	**$ -**	**$ -**	**$ -**	**$ 361,000**	**$ -**	**$ -**	**$ 361,000**

LAGO VISTA
TEXAS

CAPITAL IMPROVEMENT PROGRAM

FISCAL YEAR 2019-2025

PROJECT NAME: Bar-K Ranch Signal

PROJECT DESCRIPTION	PROJECT JUSTIFICATION
Install traffic signal, redo lower portion of Bar-K vertically, and redo driveways	As the airport neighborhood gets built out so does the need for a traffic signal at this intersection. Trans. Plan estimated that by 2030 the LOS at this int. would be F

PROJECT COST ALLOCATIONS	FY PROJECTED APPROPRIATIONS									
	GL ACCOUNT NUMBER	TOTAL BUDGET	FUNDED BUDGET	EST. EXPENSES THRU 2019-2020	2020-2021	2021-2022	2022-2023	2023-2024	2024-2025	PROJECT TOTAL
Survey		$ 10,000							$ 10,000	$ 10,000
Geotechnical		$ -								$ -
Final Engineering Design		$ 40,000							$ 40,000	$ 40,000
Bidding Phase		$ 5,000							$ 5,000	$ 5,000
Const. Administration		$ 8,000							$ 8,000	$ 8,000
Construction		$ 400,000							$ 400,000	$ 400,000
TOTAL COSTS		**$ 463,000**	**$ -**	**$ -**	**$ -**	**$ -**	**$ -**	**$ -**	**$ 463,000**	**$ 463,000**

FUNDING SOURCES	GL ACCOUNT NUMBER	TOTAL BUDGET	FUNDED BUDGET	EST. EXPENSES THRU 2019-2020	2020-2021	2021-2022	2022-2023	2023-2024	2024-2025	PROJECT TOTAL
General Fund		$ -								$ -
Utility Fund		$ -								$ -
Impact Fee		$ -								$ -
Certificates of Obligation		$ -								$ -
Grants		$ -								$ -
Other		$ -								$ -
Unfunded		$ 463,000							$ 463,000	$ 463,000
TOTAL SOURCES		**$ 463,000**	**$ -**	**$ -**	**$ -**	**$ -**	**$ -**	**$ -**	**$ 463,000**	**$ 463,000**

LAGO VISTA
TEXAS

CAPITAL IMPROVEMENT PROGRAM

FISCAL YEAR 2019-2025

PROJECT NAME: Boggy and Highland Circle

PROJECT DESCRIPTION	PROJECT JUSTIFICATION
Construct a 150' wide traffic circle, with yield lanes to Boggy, National, and Lohman. Traffic circle will provide better flow than a traditional intersection as suggested in Transportation Plan. Project will require some ROW acquisition to the west of int.	Identified in the Transportation plan, the growth of the City will create a hazard for this intersection and lower the LOS F unless improvements are done.

PROJECT COST ALLOCATIONS	FY PROJECTED APPROPRIATIONS									
	GL ACCOUNT NUMBER	TOTAL BUDGET	FUNDED BUDGET	EST. EXPENSES THRU 2019-2020	2020-2021	2021-2022	2022-2023	2023-2024	2024-2025	PROJECT TOTAL
Survey		$ 20,000					$ 20,000			$ 20,000
Geotechnical		$ 10,000					$ 10,000			$ 10,000
Final Engineering Design		$ 100,000					$ 100,000			$ 100,000
Bidding Phase		$ 5,000					$ 5,000			$ 5,000
Const. Administration		$ 20,000					$ 20,000			$ 20,000
Construction		$ 1,000,000					$ 1,000,000			$ 1,000,000
TOTAL COSTS		**$ 1,155,000**	**$ -**	**$ -**	**$ -**	**$ -**	**$ 1,155,000**	**$ -**	**$ -**	**$ 1,155,000**

FUNDING SOURCES	GL ACCOUNT NUMBER	TOTAL BUDGET	FUNDED BUDGET	EST. EXPENSES THRU 2019-2020	2020-2021	2021-2022	2022-2023	2023-2024	2024-2025	PROJECT TOTAL
General Fund		$ -								$ -
Utility Fund		$ -								$ -
Impact Fee		$ -								$ -
Certificates of Obligation		$ -								$ -
Grants		$ -								$ -
Other		$ -								$ -
Unfunded		$ 1,155,000					$ 1,155,000			$ 1,155,000
TOTAL SOURCES		**$ 1,155,000**	**$ -**	**$ -**	**$ -**	**$ -**	**$ 1,155,000**	**$ -**	**$ -**	**$ 1,155,000**

LAGO VISTA
TEXAS

CAPITAL IMPROVEMENT PROGRAM

FISCAL YEAR 2019-2025

PARKS SUMMARY

PROJECT INFORMATION		FY PROJECTED APPROPRIATIONS						
PROJECT NAME	PROJECT NUMBER	EST. EXPENSES THRU 2019-2020	2020-2021	2021-2022	2022-2023	2023-2024	2024-2025	PROJECT TOTAL
New City Park	PK-1	$ 1,745,930	$ 1,360,000	$ 1,390,000	$ -	$ -	$ -	$ 4,495,930
LVGC Greens Renovation	PK-2	$ -	$ 239,115	$ -	$ -	$ -	$ -	$ 239,115
LVGC Tee Box Renovation	PK-3	$ -	$ 40,000	$ -	$ -	$ -	$ -	$ 40,000
LVGC Parking Lot Renovation	PK-4	$ -	$ 40,000	$ -	$ -	$ -	$ -	$ 40,000
LVGC Irrigation System Replacement	PK-5	$ -	$ -	$ 1,750,000	$ -	$ -	$ -	$ 1,750,000
Recreation Center	PK-6	$ -	$ -	$ -	$ -	$ -	$ -	$ -
Solid Waste Collection Center	PK-7	$ -	$ -	$ 630,000	$ -	$ -	$ -	$ 630,000
Skate Park	PK-8	$ -	$ -	$ -	$ 190,000	$ -	$ -	$ 190,000
Basketball Court	PK-10	$ -	$ -	$ -	$ 90,000	$ -	$ -	$ 90,000
City Park Bathrooms	PK-12	$ -	$ 350,000	$ -	$ -	$ -	$ -	$ 350,000
TOTAL COSTS		**$ 1,745,930**	**$ 2,029,115**	**$ 3,770,000**	**$ 280,000**	**$ -**	**$ -**	**$ 7,825,045**

FUNDING SOURCES	TOTAL BUDGET	FY PROJECTED FUNDING						
		EST. EXPENSES THRU 2019-2020	2020-2021	2021-2022	2022-2023	2023-2024	2024-2025	PROJECT TOTAL
General Fund	$ 7,730,045	$ 1,745,930	$ 2,029,115	$ 3,770,000	$ 185,000	$ -	$ -	$ 7,730,045
Utility Fund	$ -	$ -	$ -	$ -	$ -	$ -	$ -	$ -
Certificates of Obligation (Bonds)	$ -	$ -	$ -	$ -	$ -	$ -	$ -	$ -
Impact Fee	$ -	$ -	$ -	$ -	$ -	$ -	$ -	$ -
Grants	$ 95,000	$ -	$ -	$ -	$ 95,000	$ -	$ -	$ 95,000
Other *	$ -	$ -	$ -	$ -	$ -	$ -	$ -	$ -
Unfunded	$ -	$ -	$ -	$ -	$ -	$ -	$ -	$ -
TOTAL SOURCES	**$ 7,825,045**	**$ 1,745,930**	**$ 2,029,115**	**$ 3,770,000**	**$ 280,000**	**$ -**	**$ -**	**$ 7,825,045**

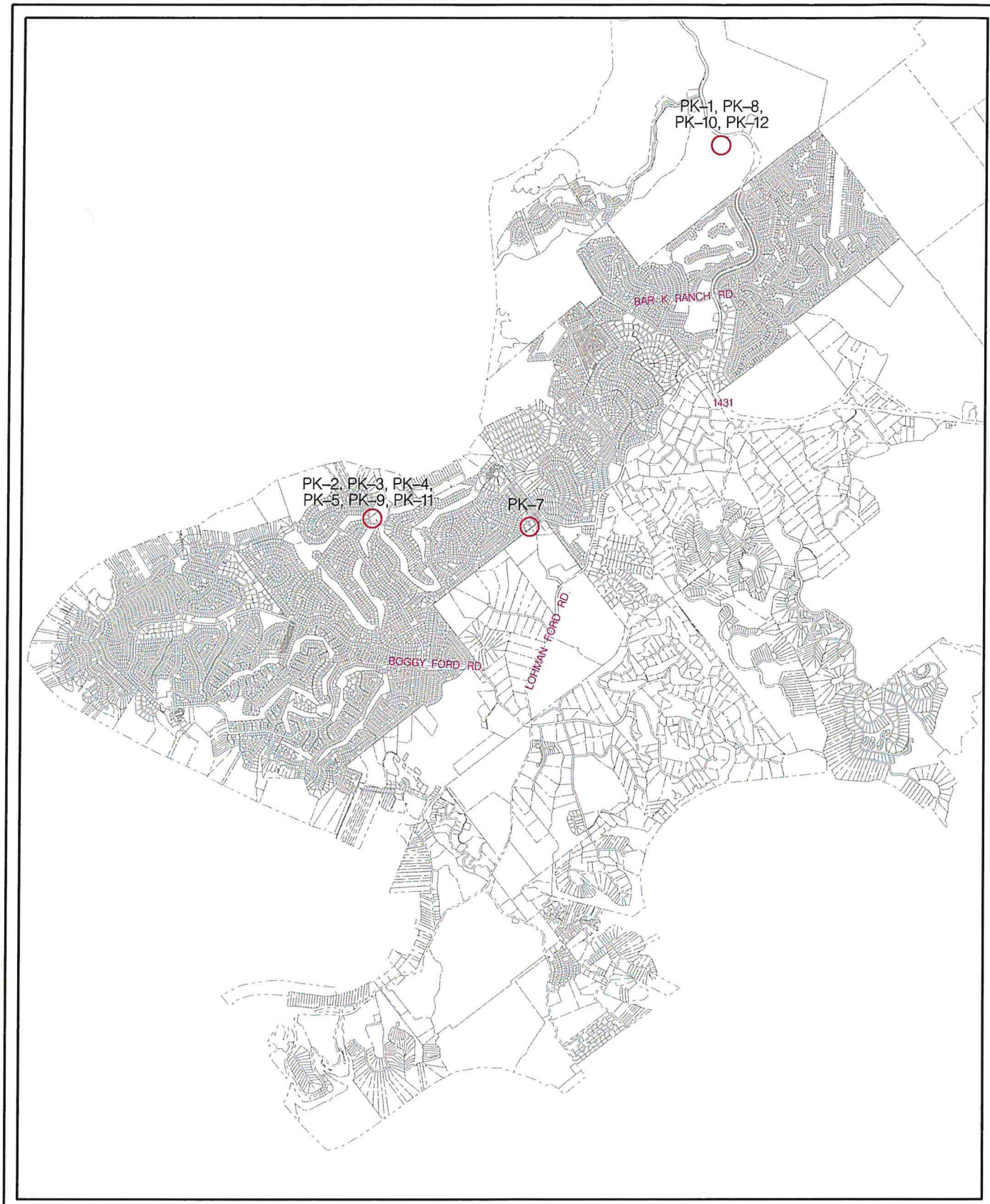

LAGO VISTA
TEXAS

2019–2025 CIP UPDATE

PARKS

NORTH

SHEET 1 OF 1

0 2500 5000

SCALE IN FEET

LAGO VISTA
TEXAS

CAPITAL IMPROVEMENT PROGRAM

FISCAL YEAR 2019-2025

PROJECT NAME: New City Park

PROJECT DESCRIPTION	PROJECT JUSTIFICATION
PH-1 Clearing and milling for softball, baseball, soccer, and volleyball fields. Constructing scent garden, parking lot, and DG trails.	Project was initiated in 2017 with a TPWD grant application. This park has does not currently have funds needed to cover Phase 2 match, and overrun form Phase 1 Park construction

PROJECT COST ALLOCATIONS	GL ACCOUNT NUMBER	TOTAL BUDGET	FUNDED BUDGET	EST. EXPENSES THRU 2019-2020	FY PROJECTED APPROPRIATIONS 2020-2021	2021-2022	2022-2023	2023-2024	2024-2025	PROJECT TOTAL
Survey		$ -								$ -
Geotechnical		$ -								$ -
Final Engineering Design		$ -								$ -
Bidding Phase		$ -								$ -
Const. Administration		$ -								$ -
Construction		$ 4,495,930		$ 1,745,930	$ 1,360,000	$ 1,390,000				$ 4,495,930
TOTAL COSTS		**$ 4,495,930**	**$ -**	**$ 1,745,930**	**$ 1,360,000**	**$ 1,390,000**	**$ -**	**$ -**	**$ -**	**$ 4,495,930**

FUNDING SOURCES	GL ACCOUNT NUMBER	TOTAL BUDGET	FUNDED BUDGET	EST. EXPENSES THRU 2019-2020	2020-2021	2021-2022	2022-2023	2023-2024	2024-2025	PROJECT TOTAL
General Fund		$ 4,495,930		$ 1,745,930	$ 1,360,000	$ 1,390,000				$ 4,495,930
Utility Fund		$ -								$ -
Impact Fee		$ -								$ -
Certificates of Obligation		$ -								$ -
Grants		$ -								$ -
Other		$ -								$ -
Unfunded		$ -								$ -
TOTAL SOURCES		**$ 4,495,930**	**$ -**	**$ 1,745,930**	**$ 1,360,000**	**$ 1,390,000**	**$ -**	**$ -**	**$ -**	**$ 4,495,930**

LAGO VISTA
TEXAS

CAPITAL IMPROVEMENT PROGRAM

FISCAL YEAR 2019-2025

PROJECT NAME: LVGC Greens Renovation

PROJECT DESCRIPTION	PROJECT JUSTIFICATION
Removal of old grass and soil down to a depth of approximately 16 inches. New drainage pipe and drain rock will be installed to improve the drainage aspect of the new putting surfaces. New soil will be install along with new sprigs that will grow into the new putting surface. Holes 3, 4, &9.	The existing putting surfaces are approx. fifty years old and double their life expectancy. The putting surfaces are thinning out, have several unappealing bare spots, and do not provide good experience to customers. New greens will provide a positive experience to our customers and improve the financials of the golf course.

PROJECT COST ALLOCATIONS	FY PROJECTED APPROPRIATIONS									
	GL ACCOUNT NUMBER	TOTAL BUDGET	FUNDED BUDGET	EST. EXPENSES THRU 2019-2020	2020-2021	2021-2022	2022-2023	2023-2024	2024-2025	PROJECT TOTAL
Survey		$ -								$ -
Geotechnical		$ -								$ -
Final Engineering Design		$ -								$ -
Bidding Phase		$ -								$ -
Const. Administration		$ -								$ -
Construction		$ 239,115			$ 239,115					$ -
TOTAL COSTS		**$ 239,115**	**$ -**	**$ -**	**$ 239,115**	**$ -**	**$ -**	**$ -**	**$ -**	$ 239,115 **$ 239,115**

FUNDING SOURCES	GL ACCOUNT NUMBER	TOTAL BUDGET	FUNDED BUDGET	EST. EXPENSES THRU 2019-2020	2020-2021	2021-2022	2022-2023	2023-2024	2024-2025	PROJECT TOTAL
General Fund		$ 239,115			$ 239,115					$ 239,115
Utility Fund		$ -								$ -
Impact Fee		$ -								$ -
Certificates of Obligation		$ -								$ -
Grants		$ -								$ -
Other		$ -								$ -
Unfunded		$ -								$ -
TOTAL SOURCES		**$ 239,115**	**$ -**	**$ -**	**$ 239,115**	**$ -**	**$ -**	**$ -**	**$ -**	**$ 239,115**

LAGO VISTA
TEXAS

CAPITAL IMPROVEMENT PROGRAM

FISCAL YEAR 2019-2025

PROJECT NAME: LVGC Tee Box Renovation

PROJECT DESCRIPTION	PROJECT JUSTIFICATION
Removal of existing grass and soil. New soil will be added and leveled to specifications. New tee boxes will sodded with Latitude Bermuda grass.	The existing tee surfaces are approximately fifty years old and are beginning to thin out. The current tee surfaces are unlevel which does not provide a good playing experience for our customers. The renovation will give us new and level tee surfaces which will enhance the overall customer experience.

PROJECT COST ALLOCATIONS	GL ACCOUNT NUMBER	TOTAL BUDGET	FUNDED BUDGET	EST. EXPENSES THRU 2019-2020	FY PROJECTED APPROPRIATIONS 2020-2021	2021-2022	2022-2023	2023-2024	2024-2025	PROJECT TOTAL
Survey		$ -								$ -
Geotechnical		$ -								$ -
Final Engineering Design		$ -								$ -
Bidding Phase		$ -								$ -
Const. Administration		$ -								$ -
Construction		$ 40,000			$ 40,000					$ 40,000
TOTAL COSTS		**$ 40,000**	**$ -**	**$ -**	**$ 40,000**	**$ -**	**$ -**	**$ -**	**$ -**	**$ 40,000**

FUNDING SOURCES	GL ACCOUNT NUMBER	TOTAL BUDGET	FUNDED BUDGET	EST. EXPENSES THRU 2019-2020	2020-2021	2021-2022	2022-2023	2023-2024	2024-2025	PROJECT TOTAL
General Fund		$ 40,000			$ 40,000					$ 40,000
Utility Fund		$ -								$ -
Impact Fee		$ -								$ -
Certificates of Obligation		$ -								$ -
Grants		$ -								$ -
Other		$ -								$ -
Unfunded		$ -								$ -
TOTAL SOURCES		**$ 40,000**	**$ -**	**$ -**	**$ 40,000**	**$ -**	**$ -**	**$ -**	**$ -**	**$ 40,000**

LAGO VISTA
TEXAS

CAPITAL IMPROVEMENT PROGRAM

FISCAL YEAR 2019-2025

PROJECT NAME: LVGC Parking Lot Renovation

PROJECT DESCRIPTION	PROJECT JUSTIFICATION
Reconfigure parking lot to remove curbs, some trees, add lighting, repave, and redo landscaping. Pending staff workload, golf course staff with the help of City street crews will repave the existing asphalt, replace all curbing in the parking, and restripe all parking spaces.	The current parking lot has broken curbs, cracked asphalt and is in need of striping. The broken curbs and cracked asphalt is safety hazard to our customers. New asphalt and curbs will eliminate safety hazards and give our parking lot a new and fresh look.

PROJECT COST ALLOCATIONS	FY PROJECTED APPROPRIATIONS									
	GL ACCOUNT NUMBER	TOTAL BUDGET	FUNDED BUDGET	EST. EXPENSES THRU 2019-2020	2020-2021	2021-2022	2022-2023	2023-2024	2024-2025	PROJECT TOTAL
Survey		$ -								$ -
Geotechnical		$ -								$ -
Final Engineering Design		$ -								$ -
Bidding Phase		$ -								$ -
Const. Administration		$ -								$ -
Construction		$ 40,000			$ 40,000					$ 40,000
TOTAL COSTS		**$ 40,000**	**$ -**	**$ -**	**$ 40,000**	**$ -**	**$ -**	**$ -**	**$ -**	**$ 40,000**

FUNDING SOURCES	GL ACCOUNT NUMBER	TOTAL BUDGET	FUNDED BUDGET	EST. EXPENSES THRU 2019-2020	2020-2021	2021-2022	2022-2023	2023-2024	2024-2025	PROJECT TOTAL
General Fund		$ 40,000			$ 40,000					$ 40,000
Utility Fund		$ -								$ -
Impact Fee		$ -								$ -
Certificates of Obligation		$ -								$ -
Grants		$ -								$ -
Other		$ -								$ -
Unfunded		$ -								$ -
TOTAL SOURCES		**$ 40,000**	**$ -**	**$ -**	**$ 40,000**	**$ -**	**$ -**	**$ -**	**$ -**	**$ 40,000**

LAGO VISTA
TEXAS

CAPITAL IMPROVEMENT PROGRAM

FISCAL YEAR 2019-2025

PROJECT NAME: LVGC Irrigation System Replacement

PROJECT DESCRIPTION	PROJECT JUSTIFICATION
Replacement of existing irrigation pipe with larger main and lateral piping with PVC/HDPE and irrigation wiring, as well as the replacement of all sprinkler heads and control boxes. The irrigation system will be expanded to areas that currently don't have irrigation and give the golf course complete water coverage.	The current irrigation is approximately fifty years and is double its life expectancy. The current system is undersized and does not have the ability to put out the amount of water needed to properly irrigate the golf course. The current irrigation system has continuous issues and repairs are needed on a daily basis.

PROJECT COST ALLOCATIONS	FY PROJECTED APPROPRIATIONS									
	GL ACCOUNT NUMBER	TOTAL BUDGET	FUNDED BUDGET	EST. EXPENSES THRU 2019-2020	2020-2021	2021-2022	2022-2023	2023-2024	2024-2025	PROJECT TOTAL
Survey		$ -								$ -
Geotechnical		$ -								$ -
Final Engineering Design		$ -								$ -
Bidding Phase		$ -								$ -
Const. Administration		$ -								$ -
Construction		$ 1,750,000				$ 1,750,000				$ 1,750,000
TOTAL COSTS		**$ 1,750,000**	**$ -**	**$ -**	**$ -**	**$ 1,750,000**	**$ -**	**$ -**	**$ -**	**$ 1,750,000**

FUNDING SOURCES	GL ACCOUNT NUMBER	TOTAL BUDGET	FUNDED BUDGET	EST. EXPENSES THRU 2019-2020	2020-2021	2021-2022	2022-2023	2023-2024	2024-2025	PROJECT TOTAL
General Fund		$ 1,750,000				$ 1,750,000				$ 1,750,000
Utility Fund		$ -								$ -
Impact Fee		$ -								$ -
Certificates of Obligation		$ -								$ -
Grants		$ -								$ -
Other		$ -								$ -
Unfunded		$ -								$ -
TOTAL SOURCES		**$ 1,750,000**	**$ -**	**$ -**	**$ -**	**$ 1,750,000**	**$ -**	**$ -**	**$ -**	**$ 1,750,000**

LAGO VISTA
TEXAS

CAPITAL IMPROVEMENT PROGRAM

FISCAL YEAR 2019-2025

PROJECT NAME: Recreation Center

PROJECT DESCRIPTION	PROJECT JUSTIFICATION
No information has been received on this project yet. Info will be updated when new details come forth. Costs TBD.	New Recreation Center in the City. Active citizens and a council member have requested that the City needs to have a rec center.

PROJECT COST ALLOCATIONS	FY PROJECTED APPROPRIATIONS									
	GL ACCOUNT NUMBER	TOTAL BUDGET	FUNDED BUDGET	EST. EXPENSES THRU 2019-2020	2020-2021	2021-2022	2022-2023	2023-2024	2024-2025	PROJECT TOTAL
Survey		$ -								$ -
Geotechnical		$ -								$ -
Final Engineering Design		$ -								$ -
Bidding Phase		$ -								$ -
Const. Administration		$ -								$ -
Construction		$ -								$ -
TOTAL COSTS		$ -	$ -	$ -	$ -	$ -	$ -	$ -	$ -	$ -

FUNDING SOURCES	GL ACCOUNT NUMBER	TOTAL BUDGET	FUNDED BUDGET	EST. EXPENSES THRU 2019-2020	2020-2021	2021-2022	2022-2023	2023-2024	2024-2025	PROJECT TOTAL
General Fund		$ -								$ -
Utility Fund		$ -								$ -
Impact Fee		$ -								$ -
Certificates of Obligation		$ -								$ -
Grants		$ -								$ -
Other		$ -								$ -
Unfunded		$ -								$ -
TOTAL SOURCES		$ -	$ -	$ -	$ -	$ -	$ -	$ -	$ -	$ -

LAGO VISTA
TEXAS

CAPITAL IMPROVEMENT PROGRAM

FISCAL YEAR 2019-2025

PROJECT NAME: Solid Waste Collection Center

PROJECT DESCRIPTION	PROJECT JUSTIFICATION
Location for this project for now is TBD by Council. New center will entail roadway, fencing, utilities, and other appurtenances for metal recycling, general trash, BOPATE (yearly), and brush.	The current green center is zoned residential and is too small in space for other recycle products. Council has expressed interest for a center that will collect more than just brush.

PROJECT COST ALLOCATIONS	FY PROJECTED APPROPRIATIONS									
	GL ACCOUNT NUMBER	TOTAL BUDGET	FUNDED BUDGET	EST. EXPENSES THRU 2019-2020	2020-2021	2021-2022	2022-2023	2023-2024	2024-2025	PROJECT TOTAL
Survey		$ -								$ -
Geotechnical		$ -								$ -
Final Engineering Design		$ -								$ -
Bidding Phase		$ -								$ -
Const. Administration		$ -								$ -
Construction		$ 630,000				$ 630,000				$ -
TOTAL COSTS		**$ 630,000**	**$ -**	**$ -**	**$ -**	**$ 630,000**	**$ -**	**$ -**	**$ -**	**$ 630,000**

FUNDING SOURCES	GL ACCOUNT NUMBER	TOTAL BUDGET	FUNDED BUDGET	EST. EXPENSES THRU 2019-2020	2020-2021	2021-2022	2022-2023	2023-2024	2024-2025	PROJECT TOTAL
General Fund		$ 630,000				$ 630,000				$ 630,000
Utility Fund		$ -								$ -
Impact Fee		$ -								$ -
Certificates of Obligation		$ -								$ -
Grants		$ -								$ -
Other		$ -								$ -
Unfunded		$ -								$ -
TOTAL SOURCES		**$ 630,000**	**$ -**	**$ -**	**$ -**	**$ 630,000**	**$ -**	**$ -**	**$ -**	**$ 630,000**

LAGO VISTA
TEXAS

CAPITAL IMPROVEMENT PROGRAM

FISCAL YEAR 2019-2025

PROJECT NAME: Skate Park

PROJECT DESCRIPTION	PROJECT JUSTIFICATION
1/4 acre are of skate park. Not covered, and partially constructed by local volunteers. The park location has been identified as either by the Middle School upper ball field or the new city park.	Parks Committee has expressed an interest for a skate park in the City. Skate parks range in size, this is on the small side.

PROJECT COST ALLOCATIONS	FY PROJECTED APPROPRIATIONS									
	GL ACCOUNT NUMBER	TOTAL BUDGET	FUNDED BUDGET	EST. EXPENSES THRU 2019-2020	2020-2021	2021-2022	2022-2023	2023-2024	2024-2025	PROJECT TOTAL
Survey		$ 9,500					$ 9,500			$ 9,500
Geotechnical		$ 10,000					$ 10,000			$ 10,000
Final Engineering Design		$ 19,000					$ 19,000			$ 19,000
Bidding Phase		$ 3,800					$ 3,800			$ 3,800
Const. Administration		$ 5,700					$ 5,700			$ 5,700
Construction		$ 142,000					$ 142,000			$ 142,000
TOTAL COSTS		**$ 190,000**	$ -	$ -	$ -	$ -	**$ 190,000**	$ -	$ -	**$ 190,000**

FUNDING SOURCES	GL ACCOUNT NUMBER	TOTAL BUDGET	FUNDED BUDGET	EST. EXPENSES THRU 2019-2020	2020-2021	2021-2022	2022-2023	2023-2024	2024-2025	PROJECT TOTAL
General Fund		$ 95,000					$ 95,000			$ 95,000
Utility Fund		$ -								$ -
Impact Fee		$ -								$ -
Certificates of Obligation		$ -								$ -
Grants		$ 95,000					$ 95,000			$ 95,000
Other		$ -								$ -
Unfunded		$ -								$ -
TOTAL SOURCES		**$ 190,000**	$ -	$ -	$ -	$ -	**$ 190,000**	$ -	$ -	**$ 190,000**

LAGO VISTA
TEXAS

CAPITAL IMPROVEMENT PROGRAM

FISCAL YEAR 2019-2025

PROJECT NAME: Basketball Court

PROJECT DESCRIPTION	PROJECT JUSTIFICATION
Court will be set us as multi use area. Not covered, and partially constructed by local volunteers. Locations are either by the middle school or new City park. Depending on where the skate park is planned.	Parks Committee has expressed an interest in a basketball court in the City.

PROJECT COST ALLOCATIONS	FY PROJECTED APPROPRIATIONS									
	GL ACCOUNT NUMBER	TOTAL BUDGET	FUNDED BUDGET	EST. EXPENSES THRU 2019-2020	2020-2021	2021-2022	2022-2023	2023-2024	2024-2025	PROJECT TOTAL
Survey		$ 4,500					$ 4,500			$ 4,500
Geotechnical		$ 4,000					$ 4,000			$ 4,000
Final Engineering Design		$ 9,000					$ 9,000			$ 9,000
Bidding Phase		$ 1,800					$ 1,800			$ 1,800
Const. Administration		$ 2,700					$ 2,700			$ 2,700
Construction		$ 68,000					$ 68,000			$ 68,000
TOTAL COSTS		**$ 90,000**	**$ -**	**$ -**	**$ -**	**$ -**	**$ 90,000**	**$ -**	**$ -**	**$ 90,000**

FUNDING SOURCES	GL ACCOUNT NUMBER	TOTAL BUDGET	FUNDED BUDGET	EST. EXPENSES THRU 2019-2020	2020-2021	2021-2022	2022-2023	2023-2024	2024-2025	PROJECT TOTAL
General Fund		$ 90,000					$ 90,000			$ 90,000
Utility Fund		$ -								$ -
Impact Fee		$ -								$ -
Certificates of Obligation		$ -								$ -
Grants		$ -								$ -
Other		$ -								$ -
Unfunded		$ -								$ -
TOTAL SOURCES		**$ 90,000**	**$ -**	**$ -**	**$ -**	**$ -**	**$ 90,000**	**$ -**	**$ -**	**$ 90,000**

LAGO VISTA
TEXAS

CAPITAL IMPROVEMENT PROGRAM

FISCAL YEAR 2019-2025

PROJECT NAME: City Park Bathrooms

PROJECT DESCRIPTION	PROJECT JUSTIFICATION
3 bathrooms one of which will have a kiosk. The bathrooms will require septic system and effluent disposal area. City will retain services of an engineer to design this septic system.	The current and previous park projects do not have bathrooms planned. Those were planned for Phase 3 but council has expressed for bathrooms to be completed with phase 2 construction.

PROJECT COST ALLOCATIONS	FY PROJECTED APPROPRIATIONS									
	GL ACCOUNT NUMBER	TOTAL BUDGET	FUNDED BUDGET	EST. EXPENSES THRU 2019-2020	2020-2021	2021-2022	2022-2023	2023-2024	2024-2025	PROJECT TOTAL
Survey		$ -								$ -
Geotechnical		$ -								$ -
Final Engineering Design		$ -								$ -
Bidding Phase		$ -								$ -
Const. Administration		$ -								$ -
Construction		$ 350,000			$ 350,000					$ 350,000
TOTAL COSTS		**$ 350,000**	**$ -**	**$ -**	**$ 350,000**	**$ -**	**$ -**	**$ -**	**$ -**	**$ 350,000**

FUNDING SOURCES	GL ACCOUNT NUMBER	TOTAL BUDGET	FUNDED BUDGET	EST. EXPENSES THRU 2019-2020	2020-2021	2021-2022	2022-2023	2023-2024	2024-2025	PROJECT TOTAL
General Fund		$ 350,000			$ 350,000					$ 350,000
Utility Fund		$ -								$ -
Impact Fee		$ -								$ -
Certificates of Obligation		$ -								$ -
Grants		$ -								$ -
Other		$ -								$ -
Unfunded		$ -								$ -
TOTAL SOURCES		**$ 350,000**	**$ -**	**$ -**	**$ 350,000**	**$ -**	**$ -**	**$ -**	**$ -**	**$ 350,000**

LAGO VISTA
TEXAS

CAPITAL IMPROVEMENT PROGRAM

FISCAL YEAR 2019-2025

MISC. SUMMARY

PROJECT INFORMATION		FY PROJECTED APPROPRIATIONS						
PROJECT NAME	PROJECT NUMBER	EST. EXPENSES THRU 2019-2020	2020-2021	2021-2022	2022-2023	2023-2024	2024-2025	PROJECT TOTAL
Underground Utilities at Municipal Complex	MISC-1	$ -	$ 105,499	$ -	$ -	$ -	$ -	$ 105,499
City Hall /Library Expansion	MISC-2	$ 7,130	$ 784,464	$ -	$ -	$ -	$ -	$ 791,594
PW Break Room	MISC-3	$ 50,000	$ -	$ -	$ -	$ -	$ -	$ 50,000
Airport T-Hangars	MISC-5	$ -	$ 650,000	$ 1,500,000	$ -	$ -	$ -	$ 2,150,000
Additional Paved Aircraft Parking	MISC-6	$ -	$ -	$ -	$ 460,000	$ -	$ -	$ 460,000
New Airport Lounge/Restaurant	MISC-8	$ -	$ -	$ -	$ 2,500,000	$ -	$ -	$ 2,500,000
Public Works Operations	MISC-9	$ -	$ -	$ 2,700,000	$ -	$ -	$ -	$ 2,700,000
Police Department Expansion	MISC-10	$ -	$ -	$ -	$ -	$ -	$ 900,000	$ 900,000
Community Center	MISC-11	$ -	$ -	$ -	$ -	$ -	$ -	$ -
TOTAL COSTS		**$ 57,130**	**$ 1,539,963**	**$ 4,200,000**	**$ 2,960,000**	**$ -**	**$ 900,000**	**$ 9,657,093**

FUNDING SOURCES	TOTAL BUDGET	FY PROJECTED FUNDING						
		EST. EXPENSES THRU 2019-2020	2020-2021	2021-2022	2022-2023	2023-2024	2024-2025	PROJECT TOTAL
General Fund	$ 7,427,093	$ 57,130	$ 1,539,963	$ 3,450,000	$ 1,480,000	$ -	$ 900,000	$ 7,427,093
Utility Fund	$ -	$ -	$ -	$ -	$ -	$ -	$ -	$ -
Certificates of Obligation (Bonds)	$ -	$ -	$ -	$ -	$ -	$ -	$ -	$ -
Impact Fee	$ -	$ -	$ -	$ -	$ -	$ -	$ -	$ -
Grants	$ 2,230,000	$ -	$ -	$ 750,000	$ 1,480,000	$ -	$ -	$ 2,230,000
Other *	$ -	$ -	$ -	$ -	$ -	$ -	$ -	$ -
Unfunded	$ -	$ -	$ -	$ -	$ -	$ -	$ -	$ -
TOTAL SOURCES	**$ 9,657,093**	**$ 57,130**	**$ 1,539,963**	**$ 4,200,000**	**$ 2,960,000**	**$ -**	**$ 900,000**	**$ 9,657,093**

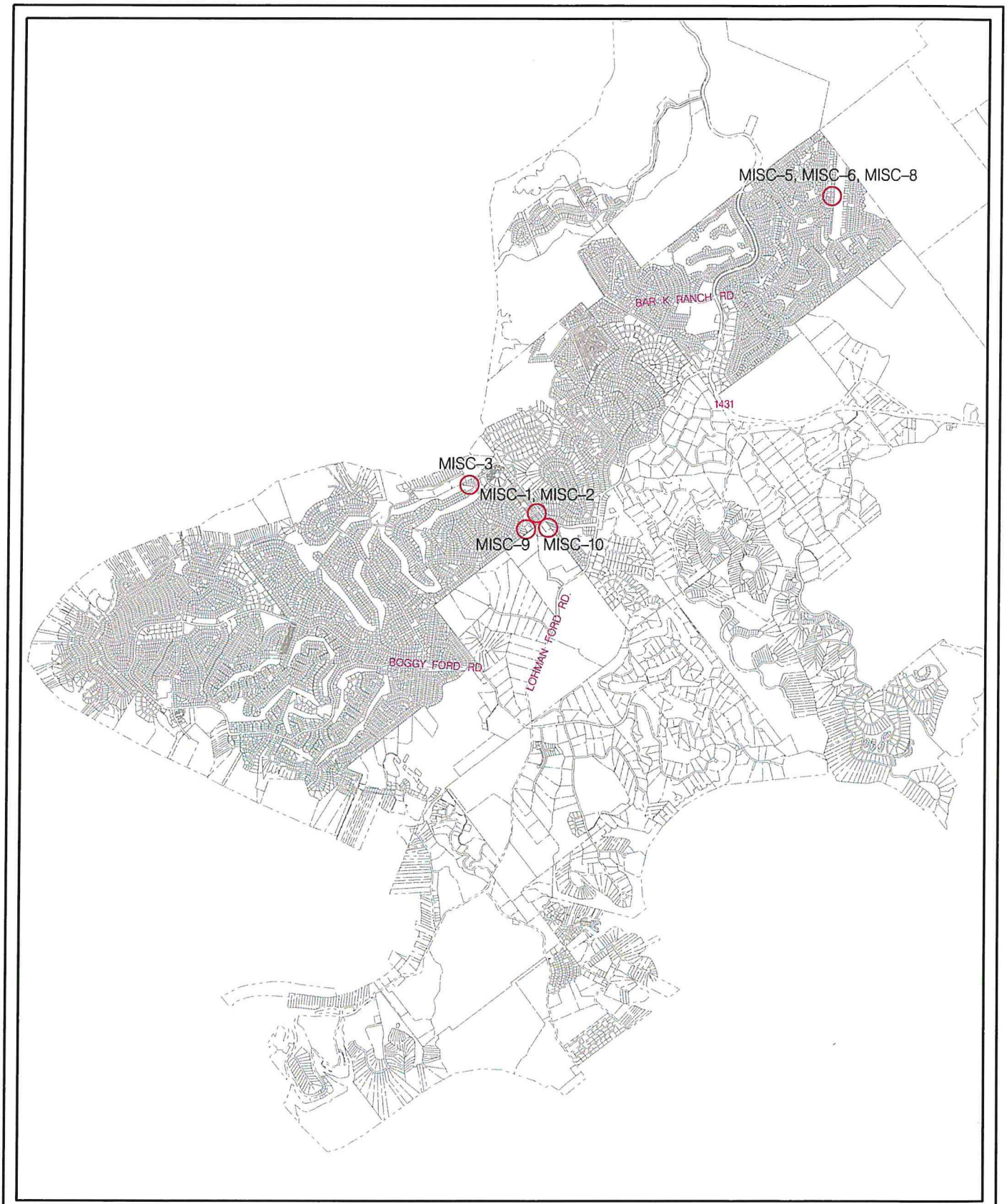

LAGO VISTA
TEXAS

2019–2025 CIP UPDATE

MISC

NORTH

SHEET 1 OF 1

0 2500 5000

SCALE IN FEET

LAGO VISTA
TEXAS

CAPITAL IMPROVEMENT PROGRAM

FISCAL YEAR 2019-2025

PROJECT NAME: Underground Utilities at Municipal Complex

PROJECT DESCRIPTION	PROJECT JUSTIFICATION
Removing utility poles, installing conduit, redesigning parking lot, and new lawn area with addition trees.	Improve Appearances Per Municipal Complex Master Plan. Budget or COs.

PROJECT COST ALLOCATIONS	GL ACCOUNT NUMBER	TOTAL BUDGET	FUNDED BUDGET	EST. EXPENSES THRU 2019-2020	FY PROJECTED APPROPRIATIONS 2020-2021	2021-2022	2022-2023	2023-2024	2024-2025	PROJECT TOTAL
Survey		$ -								$ -
Geotechnical		$ -								$ -
Final Engineering Design		$ -								$ -
Bidding Phase		$ -								$ -
Const. Administration		$ -								$ -
Construction		$ 105,499		$ -	$ 105,499					$ 105,499
TOTAL COSTS		**$ 105,499**	**$ -**	**$ -**	**$ 105,499**	**$ -**	**$ -**	**$ -**	**$ -**	**$ 105,499**

FUNDING SOURCES	GL ACCOUNT NUMBER	TOTAL BUDGET	FUNDED BUDGET	EST. EXPENSES THRU 2019-2020	2020-2021	2021-2022	2022-2023	2023-2024	2024-2025	PROJECT TOTAL
General Fund		$ 105,499			$ 105,499					$ 105,499
Utility Fund		$ -								$ -
Impact Fee		$ -								$ -
Certificates of Obligation		$ -								$ -
Grants		$ -								$ -
Other		$ -								$ -
Unfunded		$ -								$ -
TOTAL SOURCES		**$ 105,499**	**$ -**	**$ -**	**$ 105,499**	**$ -**	**$ -**	**$ -**	**$ -**	**$ 105,499**

LAGO VISTA
TEXAS

CAPITAL IMPROVEMENT PROGRAM

FISCAL YEAR 2019-2025

PROJECT NAME: City Hall /Library Expansion

PROJECT DESCRIPTION	PROJECT JUSTIFICATION
Expand City Hall with more offices and meeting spaces. New building will add 70'x70' library space and approx. 100'x35' city hall expansion.	The library has requested more space for their programs. City Hall does not have adequate office and meeting space. Several substandard offices were created for City directors.

PROJECT COST ALLOCATIONS	GL ACCOUNT NUMBER	TOTAL BUDGET	FUNDED BUDGET	EST. EXPENSES THRU 2019-2020	FY PROJECTED APPROPRIATIONS 2020-2021	2021-2022	2022-2023	2023-2024	2024-2025	PROJECT TOTAL
Survey		$ -								$ -
Geotechnical		$ -								$ -
Final Engineering Design		$ 7,130		$ 7,130						$ 7,130
Bidding Phase		$ -								$ -
Const. Administration		$ -								$ -
Construction		$ 784,464			$ 784,464					$ 784,464
TOTAL COSTS		**$ 791,594**	**$ -**	**$ 7,130**	**$ 784,464**	**$ -**	**$ -**	**$ -**	**$ -**	**$ 791,594**

FUNDING SOURCES	GL ACCOUNT NUMBER	TOTAL BUDGET	FUNDED BUDGET	EST. EXPENSES THRU 2019-2020	2020-2021	2021-2022	2022-2023	2023-2024	2024-2025	PROJECT TOTAL
General Fund		$ 791,594	$ 784,464	$ 7,130	$ 784,464					$ 791,594
Utility Fund		$ -								$ -
Impact Fee		$ -								$ -
Certificates of Obligation		$ -								$ -
Grants		$ -								$ -
Other		$ -								$ -
Unfunded		$ -								$ -
TOTAL SOURCES		**$ 791,594**	**$ 784,464**	**$ 7,130**	**$ 784,464**	**$ -**	**$ -**	**$ -**	**$ -**	**$ 791,594**

LAGO VISTA
TEXAS

CAPITAL IMPROVEMENT PROGRAM

FISCAL YEAR 2019-2025

PROJECT NAME: PW Break Room

PROJECT DESCRIPTION	PROJECT JUSTIFICATION
Installing AC units, insulation, fix leaks, create some storage area and replacing garage door.	Employees unable to relax during their breaks, meetings, or when eating lunch especially during summers hot days. The current building does not have AC, is not insulated, and leaks in rainy days.

PROJECT COST ALLOCATIONS	FY PROJECTED APPROPRIATIONS									
	GL ACCOUNT NUMBER	TOTAL BUDGET	FUNDED BUDGET	EST. EXPENSES THRU 2019-2020	2020-2021	2021-2022	2022-2023	2023-2024	2024-2025	PROJECT TOTAL
Survey		$ -								$ -
Geotechnical		$ -								$ -
Final Engineering Design		$ -								$ -
Bidding Phase		$ -								$ -
Const. Administration		$ -								$ -
Construction		$ 50,000		$ 50,000						$ 50,000
TOTAL COSTS		**$ 50,000**	**$ -**	**$ 50,000**	**$ -**	**$ -**	**$ -**	**$ -**	**$ -**	**$ 50,000**

FUNDING SOURCES	GL ACCOUNT NUMBER	TOTAL BUDGET	FUNDED BUDGET	EST. EXPENSES THRU 2019-2020	2020-2021	2021-2022	2022-2023	2023-2024	2024-2025	PROJECT TOTAL
General Fund		$ 50,000		$ 50,000						$ 50,000
Utility Fund		$ -								$ -
Impact Fee		$ -								$ -
Certificates of Obligation		$ -								$ -
Grants		$ -								$ -
Other		$ -								$ -
Unfunded		$ -								$ -
TOTAL SOURCES		**$ 50,000**	**$ -**	**$ 50,000**	**$ -**	**$ -**	**$ -**	**$ -**	**$ -**	**$ 50,000**

LAGO VISTA
TEXAS

CAPITAL IMPROVEMENT PROGRAM

FISCAL YEAR 2019-2025

PROJECT NAME: Airport T-Hangars

PROJECT DESCRIPTION	PROJECT JUSTIFICATION
Pave grass parking and improve access for plane access from hangars on Bar-K. Install 9-hangars total and extend the Taxiway 24' wide (conc.).	The airport advisory committee advised for this project due to lack of rentable hangars. The project can be mostly funded through TxDOT grants. Grants will require FAA approval.

PROJECT COST ALLOCATIONS	FY PROJECTED APPROPRIATIONS									
	GL ACCOUNT NUMBER	TOTAL BUDGET	FUNDED BUDGET	EST. EXPENSES THRU 2019-2020	2020-2021	2021-2022	2022-2023	2023-2024	2024-2025	PROJECT TOTAL
Survey		$ -								$ -
Geotechnical		$ -								$ -
Final Engineering Design		$ -								$ -
Bidding Phase		$ -								$ -
Const. Administration		$ -								$ -
Construction		$ 2,150,000			$ 650,000	$ 1,500,000				$ 2,150,000
TOTAL COSTS		**$ 2,150,000**	**$ -**	**$ -**	**$ 650,000**	**$ 1,500,000**	**$ -**	**$ -**	**$ -**	**$ 2,150,000**

FUNDING SOURCES	GL ACCOUNT NUMBER	TOTAL BUDGET	FUNDED BUDGET	EST. EXPENSES THRU 2019-2020	2020-2021	2021-2022	2022-2023	2023-2024	2024-2025	PROJECT TOTAL
General Fund		$ 1,400,000			$ 650,000	$ 750,000				$ 1,400,000
Utility Fund		$ -								$ -
Impact Fee		$ -								$ -
Certificates of Obligation		$ -								$ -
Grants		$ 750,000				$ 750,000				$ 750,000
Other		$ -								$ -
Unfunded		$ -								$ -
TOTAL SOURCES		**$ 2,150,000**	**$ -**	**$ -**	**$ 650,000**	**$ 1,500,000**	**$ -**	**$ -**	**$ -**	**$ 2,150,000**

LAGO VISTA
TEXAS

CAPITAL IMPROVEMENT PROGRAM

FISCAL YEAR 2019-2025

PROJECT NAME: Additional Paved Aircraft Parking

PROJECT DESCRIPTION	PROJECT JUSTIFICATION
Add parking at airport entrance property the City purchased. The number of parking and configuration is still to be determined.	Board. Assumes 90/10 TxDOT grant. Includes property acquisition. Airport users have requested additional paved parking. Nearly all plane parking is occupied.

PROJECT COST ALLOCATIONS	GL ACCOUNT NUMBER	TOTAL BUDGET	FUNDED BUDGET	EST. EXPENSES THRU 2019-2020	FY PROJECTED APPROPRIATIONS 2020-2021	2021-2022	2022-2023	2023-2024	2024-2025	PROJECT TOTAL
Survey		$ 23,000					$ 23,000			$ 23,000
Geotechnical		$ 5,000					$ 5,000			$ 5,000
Final Engineering Design		$ 46,000					$ 46,000			$ 46,000
Bidding Phase		$ 9,200					$ 9,200			$ 9,200
Const. Administration		$ 13,800					$ 13,800			$ 13,800
Construction		$ 363,000					$ 363,000			$ 363,000
TOTAL COSTS		**$ 460,000**	$ -	$ -	$ -	$ -	**$ 460,000**	$ -	$ -	**$ 460,000**

FUNDING SOURCES	GL ACCOUNT NUMBER	TOTAL BUDGET	FUNDED BUDGET	EST. EXPENSES THRU 2019-2020	2020-2021	2021-2022	2022-2023	2023-2024	2024-2025	PROJECT TOTAL
General Fund		$ 230,000					$ 230,000			$ 230,000
Utility Fund		$ -								$ -
Impact Fee		$ -								$ -
Certificates of Obligation		$ -								$ -
Grants		$ 230,000					$ 230,000			$ 230,000
Other		$ -								$ -
Unfunded		$ -								$ -
TOTAL SOURCES		**$ 460,000**	$ -	$ -	$ -	$ -	**$ 460,000**	$ -	$ -	**$ 460,000**

LAGO VISTA
TEXAS

CAPITAL IMPROVEMENT PROGRAM

FISCAL YEAR 2019-2025

PROJECT NAME: New Airport Lounge/Restaurant

PROJECT DESCRIPTION	PROJECT JUSTIFICATION
This project is to also be located at the north side of the airport entrance by the current lounge. The building is metal with restaurant and lounge on second floor, hangar and mechanic bottom floor.	Airport Advisory committee has implied such a need in previous discussions. The need is for an actual lounge, restaurant, perhaps plane mechanic, and covered hangar pace.

PROJECT COST ALLOCATIONS	FY PROJECTED APPROPRIATIONS									
	GL ACCOUNT NUMBER	TOTAL BUDGET	FUNDED BUDGET	EST. EXPENSES THRU 2019-2020	2020-2021	2021-2022	2022-2023	2023-2024	2024-2025	PROJECT TOTAL
Survey		$ -								$ -
Geotechnical		$ -								$ -
Final Engineering Design		$ -								$ -
Bidding Phase		$ -								$ -
Const. Administration		$ -								$ -
Construction		$ 2,500,000					$ 2,500,000			$ 2,500,000
TOTAL COSTS		**$ 2,500,000**	**$ -**	**$ -**	**$ -**	**$ -**	**$ 2,500,000**	**$ -**	**$ -**	**$ 2,500,000**

FUNDING SOURCES	GL ACCOUNT NUMBER	TOTAL BUDGET	FUNDED BUDGET	EST. EXPENSES THRU 2019-2020	2020-2021	2021-2022	2022-2023	2023-2024	2024-2025	PROJECT TOTAL
General Fund		$ 1,250,000					$ 1,250,000			$ 1,250,000
Utility Fund		$ -								$ -
Impact Fee		$ -								$ -
Certificates of Obligation		$ -								$ -
Grants		$ 1,250,000					$ 1,250,000			$ 1,250,000
Other		$ -								$ -
Unfunded		$ -								$ -
TOTAL SOURCES		**$ 2,500,000**	**$ -**	**$ -**	**$ -**	**$ -**	**$ 2,500,000**	**$ -**	**$ -**	**$ 2,500,000**

LAGO VISTA
TEXAS

CAPITAL IMPROVEMENT PROGRAM

FISCAL YEAR 2019-2025

PROJECT NAME: Public Works Operations

PROJECT DESCRIPTION	PROJECT JUSTIFICATION
Office building for PW admin and staff to house Utilities and Street Dept. Fuel center, garage and other areas for equipment parking and materials storage.	The City is planning on water and wastewater plant expansions. This expansion will consume the departments area of parking, storing equipment and materials. This project needs to supersede the plants expansions.

PROJECT COST ALLOCATIONS	FY PROJECTED APPROPRIATIONS									
	GL ACCOUNT NUMBER	TOTAL BUDGET	FUNDED BUDGET	EST. EXPENSES THRU 2019-2020	2020-2021	2021-2022	2022-2023	2023-2024	2024-2025	PROJECT TOTAL
Survey		$ -								$ -
Geotechnical		$ -								$ -
Final Engineering Design		$ -								$ -
Bidding Phase		$ -								$ -
Const. Administration		$ -								$ -
Construction		$ 2,700,000				$ 2,700,000				$ 2,700,000
TOTAL COSTS		**$ 2,700,000**	**$ -**	**$ -**	**$ -**	**$ 2,700,000**	**$ -**	**$ -**	**$ -**	**$ 2,700,000**

FUNDING SOURCES	GL ACCOUNT NUMBER	TOTAL BUDGET	FUNDED BUDGET	EST. EXPENSES THRU 2019-2020	2020-2021	2021-2022	2022-2023	2023-2024	2024-2025	PROJECT TOTAL
General Fund		$ 2,700,000				$ 2,700,000				$ 2,700,000
Utility Fund		$ -								$ -
Impact Fee		$ -								$ -
Certificates of Obligation		$ -								$ -
Grants		$ -								$ -
Other		$ -								$ -
Unfunded		$ -								$ -
TOTAL SOURCES		**$ 2,700,000**	**$ -**	**$ -**	**$ -**	**$ 2,700,000**	**$ -**	**$ -**	**$ -**	**$ 2,700,000**

LAGO VISTA
TEXAS

CAPITAL IMPROVEMENT PROGRAM

FISCAL YEAR 2019-2025

PROJECT NAME: Police Department Expansion

PROJECT DESCRIPTION	PROJECT JUSTIFICATION
Expand building by another approx. 25', widen and reconfigure parking layout. Add more covered parking for patrol cars.	When PD was createeedd, a covered area in the back was constructed as such to create additional expansion. This expansion is due to City and PD growth.

PROJECT COST ALLOCATIONS	FY PROJECTED APPROPRIATIONS									
	GL ACCOUNT NUMBER	TOTAL BUDGET	FUNDED BUDGET	EST. EXPENSES THRU 2019-2020	2020-2021	2021-2022	2022-2023	2023-2024	2024-2025	PROJECT TOTAL
Survey		$ -								$ -
Geotechnical		$ -								$ -
Final Engineering Design		$ -								$ -
Bidding Phase		$ -								$ -
Const. Administration		$ -								$ -
Construction		$ 900,000							$ 900,000	$ 900,000
TOTAL COSTS		**$ 900,000**	$ -	$ -	$ -	$ -	$ -	$ -	**$ 900,000**	**$ 900,000**

FUNDING SOURCES	GL ACCOUNT NUMBER	TOTAL BUDGET	FUNDED BUDGET	EST. EXPENSES THRU 2019-2020	2020-2021	2021-2022	2022-2023	2023-2024	2024-2025	PROJECT TOTAL
General Fund		$ 900,000							$ 900,000	$ 900,000
Utility Fund		$ -								$ -
Impact Fee		$ -								$ -
Certificates of Obligation		$ -								$ -
Grants		$ -								$ -
Other		$ -								$ -
Unfunded		$ -								$ -
TOTAL SOURCES		**$ 900,000**	$ -	$ -	$ -	$ -	$ -	$ -	**$ 900,000**	**$ 900,000**

LAGO VISTA
TEXAS

CAPITAL IMPROVEMENT PROGRAM

FISCAL YEAR 2019-2025

PROJECT NAME: Community Center

PROJECT DESCRIPTION	PROJECT JUSTIFICATION
Detail and cost TBD. Original plan was to relocate City Hall and use existing for community center. However, City Hall is being remodeled and may not be relocated for the forseable future.	Renovate Existing City Hall for a new Performing Arts building. This project was brought forth by Mayor as a community need.

PROJECT COST ALLOCATIONS	FY PROJECTED APPROPRIATIONS									
	GL ACCOUNT NUMBER	TOTAL BUDGET	FUNDED BUDGET	EST. EXPENSES THRU 2019-2020	2020-2021	2021-2022	2022-2023	2023-2024	2024-2025	PROJECT TOTAL
Survey		$ -								$ -
Geotechnical		$ -								$ -
Final Engineering Design		$ -								$ -
Bidding Phase		$ -								$ -
Const. Administration		$ -								$ -
Construction		$ -								$ -
TOTAL COSTS		$ -	$ -	$ -	$ -	$ -	$ -	$ -	$ -	$ -

FUNDING SOURCES	GL ACCOUNT NUMBER	TOTAL BUDGET	FUNDED BUDGET	EST. EXPENSES THRU 2019-2020	2020-2021	2021-2022	2022-2023	2023-2024	2024-2025	PROJECT TOTAL
General Fund		$ -								$ -
Utility Fund		$ -								$ -
Impact Fee		$ -								$ -
Certificates of Obligation		$ -								$ -
Grants		$ -								$ -
Other		$ -								$ -
Unfunded		$ -								$ -
TOTAL SOURCES		$ -	$ -	$ -	$ -	$ -	$ -	$ -	$ -	$ -

LAGO VISTA
TEXAS

CAPITAL IMPROVEMENT PROGRAM

FISCAL YEAR 2019-2025

VEHICLES & EQUIPMENT SUMMARY

PROJECT INFORMATION			FY PROJECTED APPROPRIATIONS						
VEHICLE NAME AND NUMBER	DEPARTMENT	SUB-DEPT.	EST. EXPENSES THRU 2019-2020	2020-2021	2021-2022	2022-2023	2023-2024	2024-2025	PROJECT TOTAL
2005 FORD F650 XL DUMP TRUCK - 7013	UTILITIES	570		$ 72,000					$ 72,000
2008 MAC VAC TRUCK - 7001	UTILITIES	570		$ 160,000					$ 160,000
2007 CHEVY COLORADO - 1201	UTILITIES	560		$ 24,000					$ 24,000
2011 CHEVY COLORADO - 7710	UTILITIES	570		$ 24,000					$ 24,000
1991 EZ LOADER BOAT TRAILER	PLANTS	565		$ 10,000					$ 10,000
MAINT. SEVICE PONTOON BARGE	PLANTS	565		$ 32,000					$ 32,000
1984 BOBCAT	PLANTS	575		$ 63,069					$ 63,069
NEW MAINTENACE SERVICE TRUCK	PLANTS	577		$ 53,000					$ 53,000
JOHN DEERE BACK HOE - 2	STREETS	530		$ 113,000					$ 113,000
2009 CHEVY COLORADO - 6009	PW ADMIN	559		$ 33,000					$ 33,000
NEW 4X4 F-250 TRUCK	STREETS	530		$ 34,500					$ 34,500
NEW F-750 HAUL TRUCK	STREETS	530		$ 72,000					$ 72,000
NEW ASPHALT RECYCLER	STREETS	530		$ 57,000					$ 57,000
NEW WOOD CHIPPER	STREETS	530			$ 50,000				$ 50,000
2010 CHEVY 2500 - 6713	PLANTS	582			$ 33,000				$ 33,000
STREET FLAT TRAILER	STREETS	530			$ 10,000				$ 10,000
STREET 16' TRAILER	STREETS	530			$ 10,000				$ 10,000
2001 FORD F250 - 18	UTILITIES	560			$ 35,000				$ 35,000
STREETS TOP HAT TRAILER	STREETS	530			$ 10,000				$ 10,000
2008 CHEVY 2500 - 7515	PLANTS	575			$ 35,000				$ 35,000
2009 PETERBUILT DUMPTRUCK - 6008	UTILITIES	560			$ 80,000				$ 80,000
2004 FORD F250 - 606	UTILITIES	560			$ 35,000				$ 35,000
2002 CHEVY 2500 - 7514	PLANTS	575			$ 35,000				$ 35,000
PLANTS KUBOTA RTV	PLANTS	575			$ 30,000				$ 30,000
2011 CHEVY 2500 - 7011	UTILITIES	570				$ 35,000			$ 35,000
2011 FORD F250 - 6000	UTILITIES	560				$ 35,000			$ 35,000
2000 FRDIGHTLINER WATER TRUCK	UTILITIES	560				$ 90,000			$ 90,000
2005 CHEVY 2500 - 3002	STREETS	530				$ 35,000			$ 35,000
2010 CHEVY 2500 - 6513	PLANTS	565				$ 35,000			$ 35,000
2006 CHEVY C4500 BUCKET TRUCK - 3006	STREETS	530					$ 95,000		$ 95,000
2002 CRAFCO CRACK SEALER	STREETS	530					$ 54,000		$ 54,000
2011 DODGE 3500 - 3004	STREETS	530					$ 35,000		$ 35,000
2011 FORD F250 - 6005	PLANTS	565					$ 64,000		$ 64,000
2011 CHEVY 2500 - 606	UTILITIES	560						$ 35,000	$ 35,000
2012 DODGE 4500 - 6007	UTILITIES	560						$ 95,000	$ 95,000
2013 CHEVY 2500 - 3007	STREETS	530						$ 35,000	$ 35,000
2013 CHEVY 3500 - 3005	STREETS	530						$ 55,000	$ 55,000
2011 MORBARK CHIPPER	STREETS	530						$ 50,000	$ 50,000
TOTAL COSTS			**$ -**	**$ 747,569**	**$ 363,000**	**$ 230,000**	**$ 248,000**	**$ 270,000**	**$ 1,858,569**

FUNDING SOURCES	TOTAL BUDGET		FY PROJECTED FUNDING						
			EST. EXPENSES THRU 2019-2020	2020-2021	2021-2022	2022-2023	2023-2024	2024-2025	PROJECT TOTAL
General Fund				$ 276,500	$ 80,000	$ 35,000	$ 184,000	$ 140,000	$ 715,500
Utility Fund				$ 471,069	$ 283,000	$ 195,000	$ 64,000	$ 130,000	$ 1,143,069
Grants									$ -
Other *									$ -
Unfunded									$ -
TOTAL SOURCES	**$ -**		**$ -**	**$ 747,569**	**$ 363,000**	**$ 230,000**	**$ 248,000**	**$ 270,000**	**$ 1,858,569**

