

# LAGO VISTA POLICE DEPARTMENT CHIEF'S MONTHLY REPORT AUGUST 2023



GARY A. BOSHEARS, CHIEF OF POLICE

# TABLE OF CONTENTS

Introduction	3
Department Statistics	4
Dispatch Division Statistics	6
Staff	7
Department Statistics	8
Total Incidents Report	10






## Introduction

August was a busy month for the Police Department, our busiest of the year so far! To date, we have already handled more Calls for Service than in all of 2022 and, eight months into the year, our Traffic Stops have increased by almost 68% from our total number of stops in 2022. Compared to this same time last year, our traffic stops have increased by approximately 225% this year. All of this to say that, through responding to Calls for Service and officer initiated activity, your Police Department is working very hard to deliver excellence in law enforcement services to our citizens.

This month, we were very fortunate to partner with a non-profit organization, Project Beloved, to convert one of our interview rooms at the Police Department to a “soft interview room”. Utilizing a soft interview room for survivors of traumatic crimes has been shown to make the experience of reporting these crimes less traumatic. This was a very minimal cost to the city and we are very proud to be able to offer this to our citizens.

  
Gary A. Boshears, Chief of Police  
Lago Vista Police Department

### Lago Vista Police Department Data

1. The data provided is for informational use only and may differ from official Lago Vista Police Department crime data.
2. Lago Vista Police Department's crime database is continuously updated, so reports run at various times may produce different results. Care should be taken when comparing this with other reports as different data collection methods and different data sources may have been used.
3. The Lago Vista Police Department does not assume any liability for any decision made or action taken or not taken by the recipient in reliance upon any information or data provided.
4. Map data is from Lago Vista Police Department – Dispatch Division.



## Department Statistics

### Patrol Division Statistics

Calls for Service	<b>1152</b>
Increase / Decrease Percent from previous month	<b>5.01 % increase</b>
Average Response Time	<b>2 minutes</b>
Citations / Warnings	<b>281</b>
Motor Vehicle Accidents	<b>5</b>
On-View / Warrant Arrest	<b>3</b>
Traffic Stops / Vehicle Stops	<b>300</b>

\* Detailed statistics are attached at the end of this report. Note: These statistics represent reported 'Calls for Service' and not verified offenses.

### Calls for Service – Days of the Week

Sunday	<b>144</b>
Monday	<b>147</b>
Tuesday	<b>176</b>
Wednesday	<b>200</b>
Thursday	<b>168</b>
Friday	<b>155</b>
Saturday	<b>162</b>

### Uniform Crime Reporting (UCR) – Offenses Reported & Cleared

UCR Offenses Report	<b>14</b>
UCR Offenses Cleared	<b>4</b>

\* \*Denotes some cases reported in previous months that were closed.

### Citations

Traffic	<b>88</b>
Animal	<b>1</b>
Other	<b>1</b>
Warning	<b>191</b>
Total	<b>281</b>



### Arrest Made

**August 2023**

**3**

	Jan	Feb	Mar	Apr	May	June	July	Aug	Sept	Nov	Dec
<b>Total</b>	4	4	3	4	4	2	5	3			

### Animal Control

#### **Animal Calls**

**August 2023**

**7**

	Jan	Feb	Mar	Apr	May	June	July	Aug	Sept	Nov	Dec
<b>Total</b>	14	20	17	22	19	13	14	7			

#### **Animal Impounds**

**August 2023**

**\*2**

	Jan	Feb	Mar	Apr	May	June	July	Aug	Sept	Nov	Dec
<b>Total</b>	*1	1	*1	*1	*2	*2	*5	*2			

\*Dogs returned to owners

### Offenses

**August 2023**

**42**

	Jan	Feb	Mar	Apr	May	June	July	Aug	Sept	Nov	Dec
<b>Total</b>	40	32	32	34	44	32	38	42			

### Accidents

**August 2023**

**5**

	Jan	Feb	Mar	Apr	May	June	July	Aug	Sept	Nov	Dec
<b>Total</b>	6	5	13	9	8	6	6	5			

### Miles Patrolled

**August 2023**

**19,659**

	Jan	Feb	Mar	Apr	May	June	July	Aug	Sept	Nov	Dec
<b>Total</b>	10,965	12,046	12,017	12,302	17,157	14,012	15,674	19,659			



## Dispatch Division Statistics

Total Calls	<b>117</b>
Total 9-1-1 Calls	<b>108</b>
Total Inbound	<b>107</b>
Total Abandoned	<b>1</b>
Administrative 911	<b>9</b>
Total 911 Call Average Duration	<b>202 minutes</b>
Call Transfer from LVPD	<b>26</b>
Call Transfer to LVPD	<b>105</b>

## 9-1-1 Calls for Service – Days of the Week

Sunday	<b>14</b>
Monday	<b>11</b>
Tuesday	<b>24</b>
Wednesday	<b>15</b>
Thursday	<b>20</b>
Friday	<b>18</b>
Saturday	<b>15</b>

## 9-1-1 Calls by Shift

Day Shift	<b>68</b>
Night Shift	<b>49</b>



## Staff

Below you will find a list of our current personnel as well as information about certification level, length of time with the department, and total time as a peace officer.

Name	Rank	Peace Officer / Telecommunicator Certification Level	Length with City	Total Peace Officer / Telecommunicator Service
Gary Boshears	Chief of Police	Master	0 years, 11 months	19 years, 6 months
Paul Chrane	Captain	Master	0 years, 8 months	17 years, 8 months
Thomas Franco	Lieutenant	Master	24 years, 7 months	28 years, 7 months
Frank Allocca	Detective Sergeant	Master	12 years, 5 months	21 years, 10 months
David Wilson	Detective Sergeant	Master	7 years, 10 months	21 years, 2 months
Jerome Brooks	Sergeant	Master	8 years, 11 months	36 years, 11 months
Doyce Smith	Sergeant	Master	5 years, 5 months	20 years, 2 months
Roberto Mercado	Sergeant	Advanced	10 years, 9 months	10 years, 9 months
Brandon Carey	Sergeant	Basic	10 years, 2 months	6 years, 11 months
Sylvia Arnold	Police Officer	Basic	3 years, 11 months	0 years, 1 months
Christopher Cochran	Police Officer	Advanced	11 years, 8 months	11 years, 8 months
Jason Bartholomew	Police Officer	Advanced	5 years, 2 months	13 years, 8 months
Mia Hernandez	Police Officer	Basic	2 years, 1 months	2 years, 1 months
Jose Saldivar	Police Officer	Basic	1 year, 2 months	5 years, 1 months
Robert Quick	Police Officer	Intermediate	1 year, 3 months	4 years, 10 months
Nikki Campos	Police Officer	Basic	0 years, 9 months	0 years, 9 months
Jonothan Perez	Police Officer	Basic	0 years, 8 months	0 years, 8 months
Hope Delarosa	Police Officer	Basic	0 years, 8 months	0 years, 8 months
Bryan Muzquiz	Police Officer	Basic	0 years, 6 months	0 years, 6 months
Amy Villegas	Police Officer	Basic	0 years, 6 months	0 years, 6 months
VACANT	Police Officer			
Kelli Hughes	Dispatch Supervisor	Advanced	8 years, 1 months	8 years, 1 months
Kara Smith	Dispatcher	Intermediate	3 years, 4 months	3 years, 4 months
Kathryn Palmer	Dispatcher	Basic	0 years, 3 months	0 years, 3 months
Nicole Baker	Dispatcher	Basic	0 years, 8 months	0 years, 8 months
Juan Celedon	Dispatcher	Basic	0 years, 8 months	0 years, 8 months
Kerry Semon	Dispatcher	Basic	0 years, 7 months	0 years, 11 months
Gwen Mathews	Dispatcher	Basic	0 years, 4 months	0 years, 4 months
VACANT	Dispatcher – PT			
Crystal Street	Executive Assistant	Advanced	5 years, 2 months	23 years

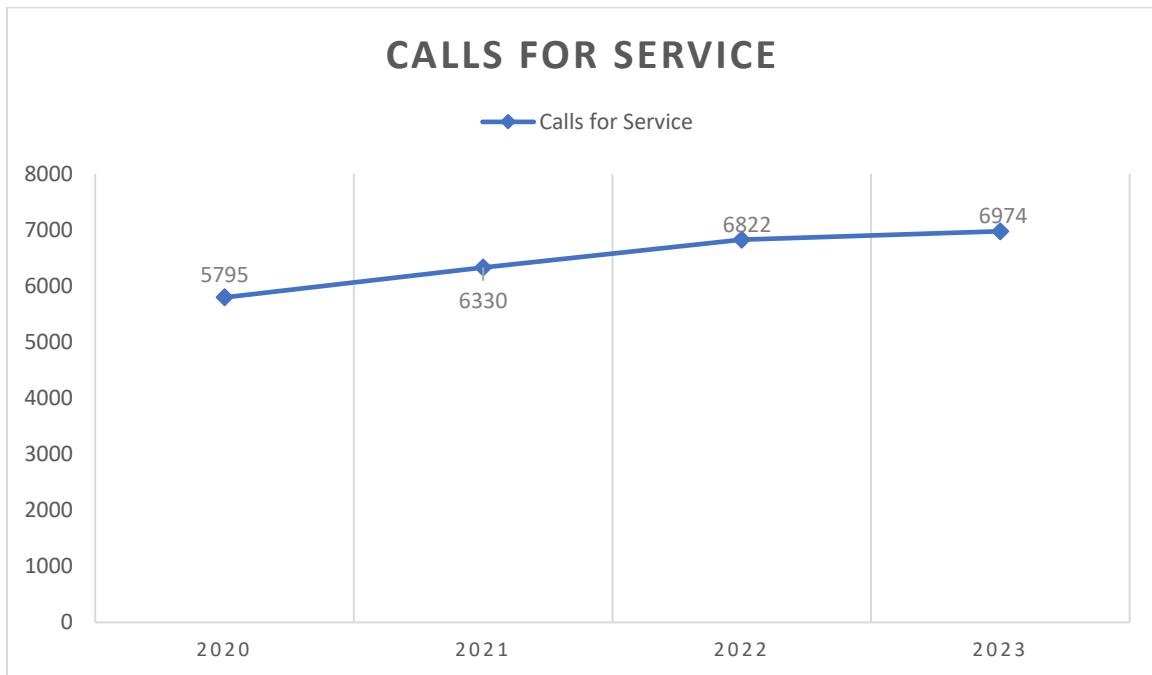
**Total Peace Office Experience of Department: 261 years, 3 months**

**Total Service Time to City: 129 years, 1 months**

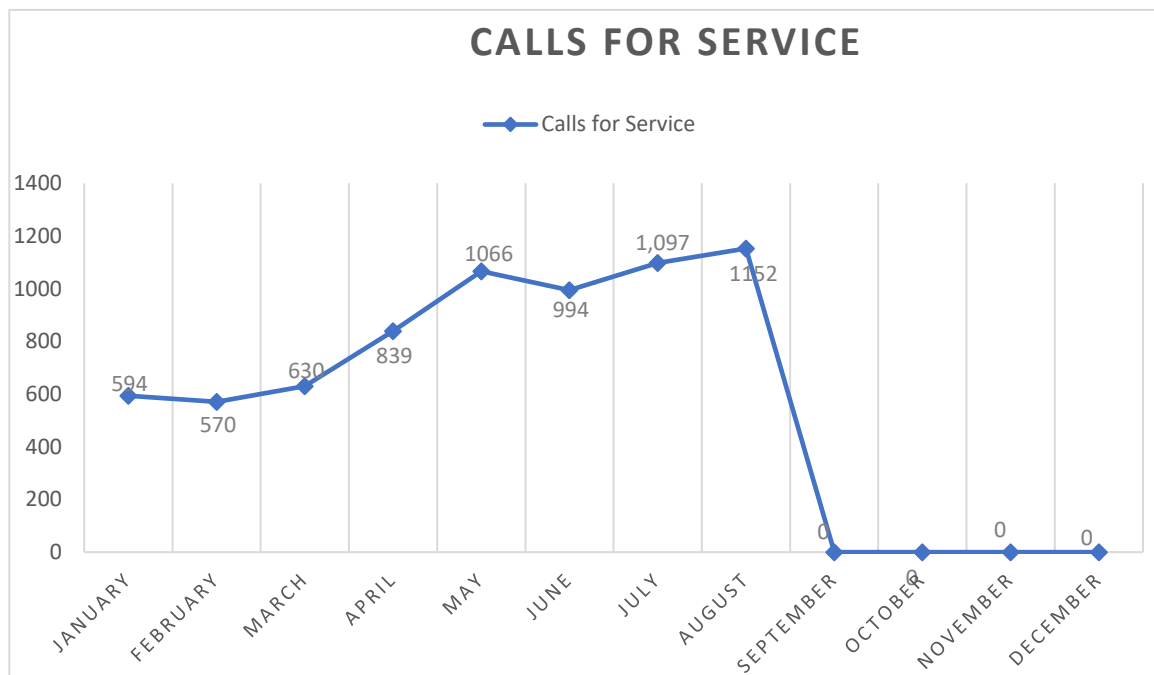


# City of Lago Vista Police Department Statistics

## Calls for Service – Historical and Year-to-Date

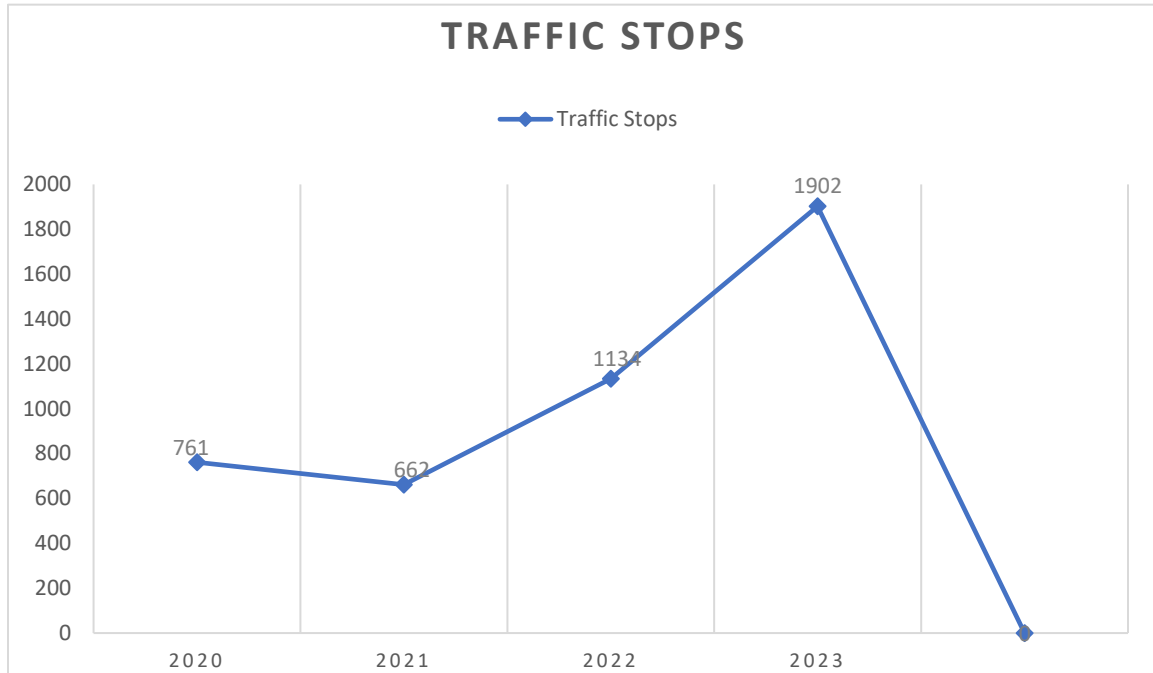


## Calls for Service – 2022 by Month

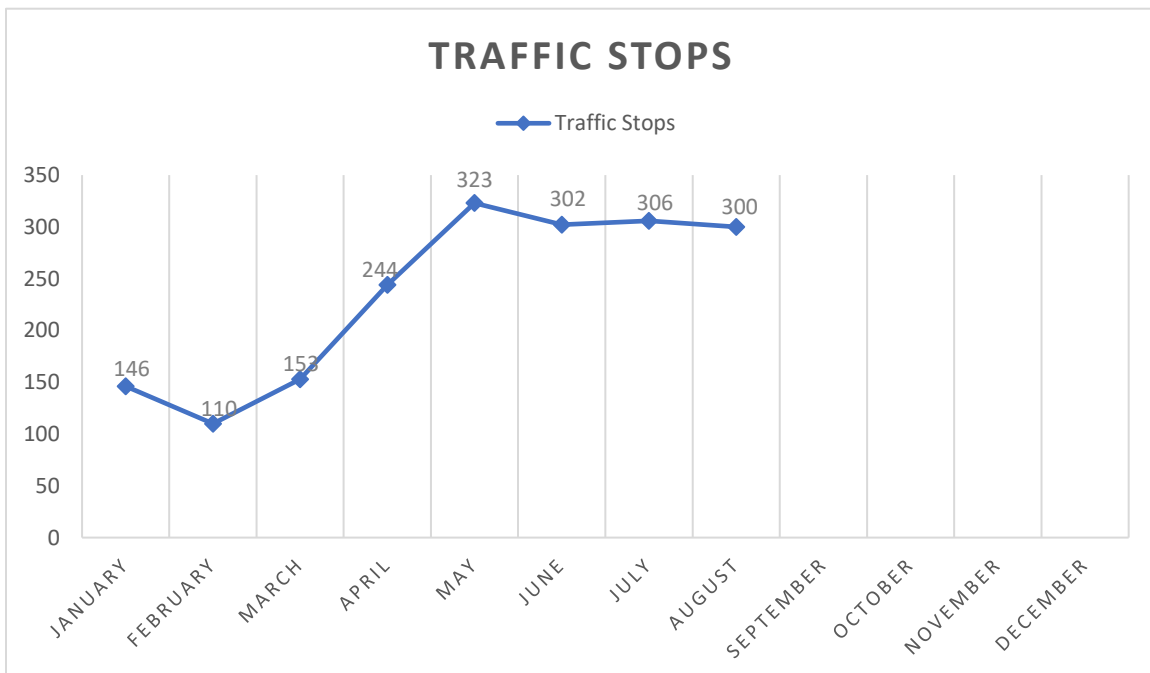




## Traffic Stops - Historical & Year-To-Date



## Traffic – 2022 by Month



## AUGUST 2023 TOTAL INCIDENT REPORT BY NATURE OF INCIDENT

Call Type	Number of Calls
Abduction / Kidnapping	0
Abuse/ Abandonment/Neglect	0
Administrative Documentation	53
Alarm Calls	10
Animal Calls	6
Assault / Sexual Assault	4
Assist Other Law Enforcement Agencies	15
Assist Fire Department	8
Assist EMS	26
Assist City (Utilities, Street, etc.)	15
Assist Citizen	69
Bomb / Suspicious Package	0
Bomb Threat	0
Burglary / Home Invasion	10
Damage / Vandalism / Criminal Mischief	3
Deceased Person	2
Disturbance / Nuisance (VCO)	24
Dog/Cats	7
Fireworks	0
Illegal Dumping	0
Illegal Burning	0
VCO Parking (Non-Traffic)	3
Domestic Disturbance / Family Violence	6
Driving under the Influence / Driving While Intoxicated	0
Drugs	3
Explosion	0
Fraud / Deception	8
Harassment / Stalking / Threat	5
Indecency / Lewdness / Disorderly Conduct	0
Mental Disorder (Behavioral Problems)	1
Miscellaneous	1
Missing Person / Runaway / Found Person	1
Officer Needs Assistance	0
Public Service (Lock In/Out, Welfare Check)	26
Robbery / Carjacking	0
Security Checks	371



Shots Heard	1
Subject Check	0
Suicidal Subject / Attempted Suicide	1
Supplemental	53
Suspicious/ Unwanted (Persons/Circumstances/Vehicle)	24
Theft (Larceny)	9
Traffic Accidents (Crash) / Sinking Vehicle	9
Traffic Violations / Complaint / Hazards	42
Trespassing / Unwanted	16
Unknown (3 <sup>rd</sup> party)	0
Weapons / Firearms	0
Warrant Arrest	0
Resisting / Evading	0
911 Hang-Up	5
BOLO	5
W911	15
Vehicle Stops	296
<b>Total Incidents for this Report</b>	<b>1152</b>

