



CAPITAL PROJECTS - MILESTONE PROGRESS / SCHEDULE

Feb 2022	PROJECT	Project	DESIGN MILESTONES					CONSTRUCTION MILESTONES				STATUS COMMENTS		
Project Name	NO.	Const. Estimate	Design NTP	30% Plans	60% Plans	90% Plans	100% Plans	Bid Opening	Const. NTP	Const. Amt.	Progress			Completion Date
UTILITIES														
WWTP Expansion	WW-1	\$ 2,325,000.00	Feb-16	N/A	N/A	Jan-18	Mar-19	Apr-19	Aug-19	\$ 3,021,550.00	100%	Feb-21	Project Complete	
WTP3 Emergency Power	WW-3	\$ 216,256.00	Jul-20	Mar-21	Apr-21	Apr-21	May-21	Jun-21	Jul-21	\$ 394,000.00	25%	Jun-22	Contract Awarded: Waiting on generator delivery	
Wastewater System Master Plan	WW-6	\$ 250,000.00	Jan-22	Apr-22	Jul-22	Sep-22	Jun-22	N/A	N/A	\$ 250,000.00	10%	Jun-22	City Hired FNI; Contract was signed	
Valves and FH Replacement	WT-8	\$ 200,000.00	N/A	N/A	N/A	N/A	N/A	N/A	Jul-21	\$ 200,000.00	15%	Jun-22	Inspecting Valves. Progress on this has slowed for other priorities	
Water System Balance Project	WT-12	\$ 250,000.00	Jan-21	Mar-21	Apr-21	May-21	May-21	Jun-21	Jul-21	\$ 250,000.00	15%	Jun-22	Project was placed on hold due to funding. All bids rejected	
Meter Repl. and AMI System	WT-14	\$ 1,500,000.00	Jan-21	N/A	N/A	N/A	May-21	Feb-21	Sep-21	\$ 1,602,472.00	95%	Jan-22	Project complete. Awaiting for implementing customer portal	
WTP3 Sludge Pond	WT-15	\$ 340,000.00	Jan-21	Mar-21	Apr-21	May-21	May-21	Jun-21	Jul-21	\$ 340,000.00	10%	Mar-22	Project was placed on hold due to funding. All bids rejected	
WTP3 Maintenance Building	WT-07	\$ 36,650.00	Nov-20	N/A	N/A	N/A	N/A	N/A	Feb-21	\$ 40,000.00	100%	Jul-21	Project Complete	
Util & RD Impact Fee Study	TBD	\$ 100,000.00	Sep-21	N/A	N/A	N/A	N/A	N/A	N/A	\$ 119,000.00	100%	Feb-22	Project Complete	
Scada Upgrades	TBD	\$ 125,000.00	N/A	N/A	N/A	N/A	N/A	N/A	N/A	\$ 129,000.00	5%	Oct-22	Contract Awarded: Waiting project starting	
WWTP TY-1 Conversion	TBD	\$ 450,000.00	N/A	N/A	N/A	N/A	N/A	N/A	N/A	\$ 450,000.00	0%	Sep-22	Proj. removed from 5-year CIP into 10-yr. Will be removed from this list also	
		\$ -												
STREETS														
FY-22 Overlay Rehab	ST-1	\$ 905,000.00	N/A	Mar-21	Mar-21	Mar-21	Apr-21	May-21	Jun-21	\$ 1,792,221.25	5%	Aug-22	Bid awarded. Construction to start March 2022	
FY-21 Micro Rehab	ST-2	\$ 985,000.00	N/A	Jan-21	Jan-21	Feb-21	Feb-21	May-21	Jun-21	TBD	0%	Aug-22	Delayed due to Funding, 1/2 of these were converted to overlay	
FY-21 Fog Seal Rehab	ST-4	\$ 510,000.00	N/A	May-21	May-21	May-21	Jun-21	Jul-21	Sep-21	TBD	0%	Nov-22	Delayed due to Funding	
Lohman Rehab	ST-6	\$ 450,000.00	N/A	Jan-21	Jan-21	Jan-21	Jan-21	Apr-21	May-21	\$ 975,000.00	100%	Jun-21	Project Complete	
Drainage Work FY2021	N/A	\$ 450,000.00	Jan-21	Feb-21	Mar-21	Mar-21	Apr-21	May-21	May-21	\$ 387,000.00	100%	Dec-21	Project Complete	
MISC.														
Cedar Breaks Park Ph-2	PK-1	\$ 1,360,000.00	May-20	Jul-20	Aug-20	Oct-20	Nov-20	Dec-20	Feb-21	\$ 1,360,000.00	10%	Jul-23	Project delayed to FY 23	
Sunset Park East Driveway	PK-12	\$ 407,000.00	Oct-20	Nov-20	Dec-20	Dec-20	Dec-20	Jan-21	Feb-21	\$ 407,000.00	5%	May-22	Project began dsign	
Cedar Breaks Park Bathrooms	PK-12	\$ 350,000.00	Oct-20	Nov-20	Dec-20	Dec-20	Dec-20	Jan-21	Mar-21	\$ 250,000.00	50%	Jul-22	Delivery anticipated by April 2022	
Library Expansion	TBD	\$ 775,527.00	Jan-20	N/A	N/A	Jan-20	Feb-20	N/A	Mar-20	\$ 775,527.00	5%	Jul-20	Project delayed	
UG Util. at Municipal Complex	MISC-1	\$ 105,499.00	N/A	N/A	N/A	N/A	N/A	N/A	Feb-21	\$ 105,499.00	0%	TBD	Working on esmt acquisition & Survey	
Airport T-Hangars	MISC-5	\$ 650,000.00	Jan-21	Mar-21	Apr-21	May-21	May-21	Jun-21	Jul-21	\$ 650,000.00	0%	Dec-21	Project delayed indefinitely	

LEGEND:
Milestone Completed
Estimated Completion



PW DEPARTMENT PROJECTS - MILESTONE PROGRESS / SCHEDULE

Feb 2022	PROJECT DESCRIPTION	CONSTRUCTION MILESTONES			STATUS COMMENTS
Project Name		Unit	Amt.	Completion Date	
UTILITIES/Plants					
Leak Detection PH-3	Perform leak survey	Linear Feet	210,000	Mar-21	Project Complete
Pond 17-LVGC Effluent Bypass	reworking bypass to allow for emergency pond overflows	Each	1	Feb-22	Scheduling staff
Fire Hydrant Replacement	Replace Fire Hydrants	Each	10	Sep-21	Using contractor to assist. Planning started on 6 FH
Mech Bar Screen	Install mechanical bar screen to protect pumps	Each	0	Sep-22	Funding Identified. Scheduling bidding and for early fall tart
Valve/FH Inspection	Inspect valves and FH to create replacement plan	Each	TBD	TBD	Ongoing
Valve/FH Replacement	Follow replacement plan to replaced Valves/FH	TBD	TBD	TBD	Ongoing
Zebra Mussels System	Install Copper Ion Gen., NaMnO4 chem, plated screens	Each	0	Dec-22	Waiting on Estimate and Funding. Estimate \$300K System
Allegiance Tank Piping System	Upsize piping and check valves for emergency flows	Each	0	Sep-22	Project will be done by contractor as it is too big for City staff
Valve and FH Survey	Survey valves and FH	Each	0	Dec-22	Surveying sewer valves only for now. Water and FH later.
Paseo Waterline	Replace old 4" Pipe with new 8" HDPE	Linear Feet	3,100	Jun-21	Project Complete
Pond 17-LVGC Effluent Bypass	Install bypass to bring in raw water for irrigation	Linear Feet	150	Oct-20	Project Complete
Airport Sewer Relocation	Relocate 3" FM from under runway	Linear Feet	1,500	Dec-20	Project Complete
National Waterline Connection	Providing for a secure secondary water system conn.	Each	0	Sep-22	Project will be done with contractor as it involves Boring under Boggy
STREETS/Parks					
Lower Bar-K Crack Sealing	Road Maintenance Crack Sealing	Linear Feet	8,000	Mar-22	70% Complete, Scheduling Staff, must be done in cool weather
Edge Road Prep	remove road edge vegetation and apply herbicide	EA	33	Dec-21	Complete
Omaha West Overlay	Paving of Omaha 290 tons	TON	290	Nov-21	Mid November
Crack Seal for Fog Projects	Crack sealing before we hire contractor to fog seal	EA	15	Mar-22	Scheduling Staff; delayed for staffing
Omaha East Overlay	Overlay Omaha from Crystal to Douglass	TON	250	Jun-22	Scheduling Staff; delayed for staffing
Deer Run	From dawn to Sunset	TON	75	Mar-22	After Winter Prep
Douglas Cv	Highland to end of Cove	TON	50	May-22	After Winter Prep
Hopkins Cv	From Henry to end of Cove	TON	40	Jun-22	After Winter Prep
Sunset Park Driveway Paving	Pave road at new park to the ball fields	TON	90	Jun-22	Scheduling Staff
Revere Cove	Pave road from Boggy to end of cove	TON	47	Jun-22	Summer Work
Ross Ln	Boggy to McArthur	TON	106	Jul-22	Summer Work
Stable Ln	Bar-K to Packsaddle	TON	77	Jul-22	Summer Work
thomas Cv	Boggy to and	TBD	0	Aug-22	May change this one to Fog seal: pavement withstood winter; base is good.
Drainage on In-House Paving	Adress drainage issues on 6-streets	EA	6	Aug-21	Scheduling Staff
Dawn Drive Crack Sealing	Road Maintenance Crack Sealing	Linear Feet	5,000	Dec-21	Complete
Lohman Pvmnt Crack Seal	Seal Cracks	Linear Feet	17,000	Mar-21	Waiting for Cut-Outs to be complete
Lohman Pvmnt Cut-Outs	remove and replace portions of pavement	Linear Feet	17,000	Dec-20	Started Work. This was for Micro
New Green Center	Locate Green Center and PW Mobilization Site	EA	0	TBD	Waiting on Location and Funding Decision
City Hall Paving	Overlay with HMAC City Hall	TON	300	Aug-21	Scheduling Staff after Park Drive Paving

LEGEND:
Milestone Completed
Estimated Completion



COMPLETED CAPITAL PROJECTS

Feb 2022	PROJECT NO.	Project Const. Estimate	DESIGN MILESTONES					CONSTRUCTION MILESTONES					STATUS COMMENTS	
Project Name			Design NTP	30% Plans	60% Plans	90% Plans	100% Plans	Bid Opening	Const. NTP	Const. Amt.	Progress	Completion Date		
UTILITIES														
Civic Loop Waterline	TBD	\$ 1,284,650.00	Jan-17	N/A	N/A	Jan-18	Aug-18	Sep-18	Oct-18	\$ 1,552,532.00	100%	Aug-20	Project Complete	
Lohman Tank	TBD	\$ 390,825.00	Jan-17	N/A	Jan-18	Jul-18	Aug-18	Sep-18	Oct-18	\$ 468,547.00	100%	Mar-19	Tank & Roof installed, water samples good, testing done.	
PUC CCN	TBD	\$ 30,000.00	N/A	N/A	N/A	N/A	N/A	N/A	N/A	\$ 30,000.00	100%	Aug-20	Final CCN Certificate filed with County and PUC	
PW Insulation & AC	TBD	\$ 50,000.00	N/A	N/A	N/A	N/A	N/A	N/A	Dec-19	\$ 50,000.00	100%	Sep-20	Project Complete	
Leak Survey and Maintenance	TBD	\$ 65,000.00	N/A	N/A	N/A	N/A	N/A	N/A	Dec-19	\$ 65,000.00	100%	Aug-20	Project Complete	
Cost of Service Study		\$ 16,000.00	N/A	N/A	N/A	N/A	N/A	N/A	N/A	\$ 16,870.00	95%	Nov-19	Project Complete	
2018 LCRA Reuse Grant	TBD	\$ -	Apr-18	N/A	N/A	N/A	May-18	N/A	May-18	\$ 43,479.00		Apr-19	Project Complete	
		\$ -												
STREETS														
Fog Seal 6 Streets	TBD	\$ 35,000.00	N/A	Feb-20	Feb-20	Mar-20	Apr-20	Jun-20	Jun-20	\$ 35,000.00	5%	Jul-20	Complete	
Fog Seal PD, Paseo, Surrey	TBD	\$ 24,000.00	N/A	Jun-20	Jun-20	Jul-20	Jul-20	Sep-20	Oct-20	\$ 23,600.00	10%	Oct-20	Complete except Paseo. Delayed to 2021	
Overlay American and Highland	TBD	\$ 122,000.00	N/A	Jun-20	Jun-20	Jul-20	Jul-20	Aug-20	Sep-20	\$ 200,000.00	10%	Sep-20	Complete	
Microsurfacing & Slurry Rehab	TBD	\$ 457,000.00	N/A	Jan-20	Feb-20	Mar-20	Mar-20	May-20	Jun-20	\$ 484,711.20	100%	Sep-20	Complete	
Thunderbird Rehab PH-2	TBD	N/A	N/A	N/A	N/A	N/A	Sep-19	Oct-19	Nov-19	\$ 100,000.00	0%	Mar-20	Complete	
Boggy Rehab PH-1	TBD	\$ 130,000.00	Apr-19	N/A	N/A	N/A	Apr-19	Jul-19	Aug-19	\$ 293,742.00	90%	Jun-20	Complete	
Boggy Rehab PH-2	TBD	\$ 700,000.00	N/A	Feb-20	Feb-20	Mar-20	Apr-20	May-20	Jun-20	\$ 606,849.68	5%	Oct-20	Complete	
Lohman Signal	TBD		Mar-16	N/A	N/A	N/A	2/8/2018	N/A	2/21/2018	\$ 392,099.01	0%	Oct-18	Project Complete	
Safe Routes to School	TBD		Nov-16	N/A	N/A	N/A	Mar-18	Apr-18	Jun-18	\$ 770,880.35		Mar-19	Project Complete	
Thunderbird Rehab PH-1	TBD		N/A	N/A	N/A	N/A	N/A	Jun-19	Jun-19	\$ 39,960.00		Jul-19	Project Complete	
MISC.														
Cedar Breaks Park Ph-1	TBD	\$ 1,700,000.00	Sep-18	N/A	N/A	Jan-19	May-19	Jul-19	Oct-19	\$ 1,744,813.12	100%	Sep-20	Project Complete	
Tennis Courts	TBD	\$ 40,000.00	N/A	N/A	N/A	N/A	N/A	Oct-19	Jan-20	\$ 40,000.00	100%	May-20	Project Complete	
Airport Lounge Bldg.	TBD	N/A	N/A	N/A	N/A	N/A	Oct-18	May-19	May-18	\$ 65,000.00	100%	Aug-19	Misc. touch-ups, and addressing code issues	
City Hall Remodeling	TBD		Jul-18	N/A	N/A	N/A	Apr-19	May-19	May-19	TBD		Sep-19	Added Scope Construction	
Airport Tie-Down Lot	TBD		N/A	N/A	N/A	N/A	Sep-18	May-19	May-18	\$ 69,312.51		Feb-19	Project Complete	
Clubhouse Repairs	TBD		Jul-17	N/A	N/A	Feb-18	N/A	Mar-18	Apr-18	N/A		Sep-19	Project Complete	
Lago Fest Generator & Lighting	TBD		N/A	N/A	N/A	N/A	N/A	N/A	N/A	\$ 39,000.00		Jul-19	Project Complete	

LEGEND:
 Milestone Completed
 Estimated Completion



PW DEPARTMENT COMPLETED PROJECTS

Feb 2022	PROJECT DESCRIPTION	CONSTRUCTION MILESTONES			STATUS COMMENTS
Project Name		Unit	Amt.	Completion Date	
UTILITIES/Plants					
Boone Drive Sewer Line	Replace 8" Sewer Main	Linear Feet	2,600	Dec-19	Completed
Work Assignment System	Work order, asset management and inventory ctrl syst	Each	0	Jul-20	Implemented soft start. Anticipate fully operational in July
Leak Detection 2020	Leak Detection of 130,000' of pipe and repairs	Linear Feet	130,000	Aug-20	LCRA Grant \$65K Awarded. Survey complete, working on repairs
Lohman Tank Piping	New Upsized 16" Piping and Valves for new Tank	Linear Feet	350	Nov-19	Project Complete
City Hall fiber Line	Fiber Line Connecting City Hall to PW	Linear Feet	4,000	Oct-19	IT Working on remote stations for connections. Main Fiber connection done
Waterline to Cedar Breaks	6" Waterline for Park Irrigation	Linear Feet	4,200	Mar-20	Project Complete
WTP Filter Repl. and Exp Study	Replace Filter System and Increase Capacity Study	Each	0	Jun-20	Report Complete
WWTP Irr. Permit	State TCEQ 10-year Permit Renewal Process	Each	0	Dec-19	Project Complete
Highland Water Main	New 8" water main to improve fire pressure	Linear Feet	1,005	Mar-19	Project Complete
STREETS/Parks					
Greenpark Drive Paving	Overlay 1000' of Park Drive	Linear Feet	1,050	Aug-20	Scheduling Staff after Park
Farragret Cove	Overlay Street	TON	75	Oct-20	In Progress
Packsaddle Paving	Overlay Street	TON	110	Oct-20	In Progress
Park Drive Paving	Overlay 100' of Park Drive	TON	22	Aug-20	Scheduling Staff after Dawn Paving
City Hall Sidewalk	4' Sidewalk from Library to City Hall	Linear Feet	170	Aug-19	Project Complete
Lohman Maintenance	Mill out asphalt and selective work on road Base	TON	900	May-21	Project Complete
Contestoga Cv Paving	Overlay Street	TON	100	May-21	Project Complete
Choctow Cv Paving	Overlay Street	TON	90	Jul-21	Project Complete
Drake Cv Paving	Overlay Street	TON	90	Jun-20	Project Complete
Dawn Drive Paving	Overlay with HMAC 200' at end of Dawn	TON	50	Aug-20	Project Complete
Nimitz Crack Sealing	Road Maintenance Crack Sealing	Linear Feet	2,500	May-19	Project Complete
Congress Paving	Overlay with HMAC 700' or Road	TON	90	Jun-19	Project Complete
Lohman Crack Sealing	Road Maintenance Crack Sealing	Linear Feet	16,000	May-19	Project Complete
Storm Recovery Road Clearing	Remove Road Brush	EA	1	Apr-21	Project Complete
Storm Recovery Brush from ROW	Hir contractor to remove brush cleared from Roads	EA	1	Apr-21	Project Complete
Storm Recovery Site Brush	Open Site and collect brush in lieu of Green Center	EA	1	Apr-21	Project Complete
Storm Recovery Site Debris	Open City Site and collect non hazardous Debris	EA	1	Apr-21	Project Complete
Upper Bar-K Crack Sealing	Road Maintenance Crack Sealing	Linear Feet	4,200	Mar-19	Project Complete

LEGEND:

Milestone Completed

Estimated Completion

City of Lago Vista Monthly Water Accounting Report

For the Month of: **January**

Year: **2022**

WATER PRODUCED (GAL)

1 Water Produced TOTAL PRODUCED: **31,843,000**

WATER SOLD (GAL)

2	Residential	25,711,700	
3	Commercial		
4	City Irrigation		
5	Fire Hydrant Meters		
6	City Meters (Y & Z routes)		
7	Other Sales (explain):		
8	TOTAL WATER SOLD:	25,711,700	80.75%

BREAKDOWN OF UNBILLED WATER USAGE (GAL)

9	Water Treatment Plant #1	Clarifier Cleaning	6,280
10	Water Treatment Plant # 3		
11	Wastewater Treatment Plant		
12	System Flushing		1,450
13	Fire Department Usage		225,000
14	Other Usage (explain):	Filter Trouble lead to A side overflowing into overflow	80,000
15	lines 9-14 TOTAL UNBILLED WATER USAGE		312,730

BREAKDOWN OF KNOWN WATER LOST (GAL)

16	Tank Overflows/Drainage	75,000
17	Excavation Breaks	
18	Water Line Breaks	301,931
	Line Extensions/Flush	1,154,753
19	lines 16-18 TOTAL KNOWN WATER LOST	1,531,684

TOTAL UNACCOUNTED WATER LOSS (G)

20 TOTAL UNACCOUNTED WATER: **4,286,886** 13.46%

CITY OF LAGO VISTA WATER & WASTEWATER REPORT

February 2022



Water Production

This Month		Total Production - 29.639 MG				
	Raw Water	Production	Efficiency	Highest Day	Average Day	Lowest Day
Water Plant 1	11.868 MG	11.451 MG	96.5%	0.669 MG	0.409 MG	0.299 MG
Water Plant 2	0.000 MG	0.000 MG	∞%	— MG	0.000 MG	— MG
Water Plant 3	18.408 MG	18.188 MG	98.8%	0.790 MG	0.650 MG	0.564 MG
Combined	30.276 MG	29.639 MG	97.9%	1.459 MG	1.059 MG	0.903 MG

Past 12 Months		Total Production - 437.092 MG				
	Raw Water	Production	Efficiency	Highest Day	Average Day	Lowest Day
Water Plant 1	170.660 MG	174.522 MG	102.3%	0.800 MG	0.479 MG	0.000 MG
Water Plant 2	0.000 MG	0.000 MG	∞%	— MG	0.000 MG	— MG
Water Plant 3	267.226 MG	262.570 MG	98.3%	1.252 MG	0.721 MG	0.000 MG
Combined	437.886 MG	437.092 MG	99.8%	1.984 MG	1.201 MG	0.000 MG

Waste Water Treatment

This Month		Total Treated - 11.903 MG			
	Treated	Highest Day	Average Day	Lowest Day	
Waste Water Treatment Plant	11.903 MG	0.580 MG	0.425 MG	0.320 MG	

Past 12 Months		Total Treated - 155.748 MG			
	Treated	Highest Day	Average Day	Lowest Day	
Waste Water Treatment Plant	155.748 MG	2.116 MG	0.428 MG	0.000 MG	

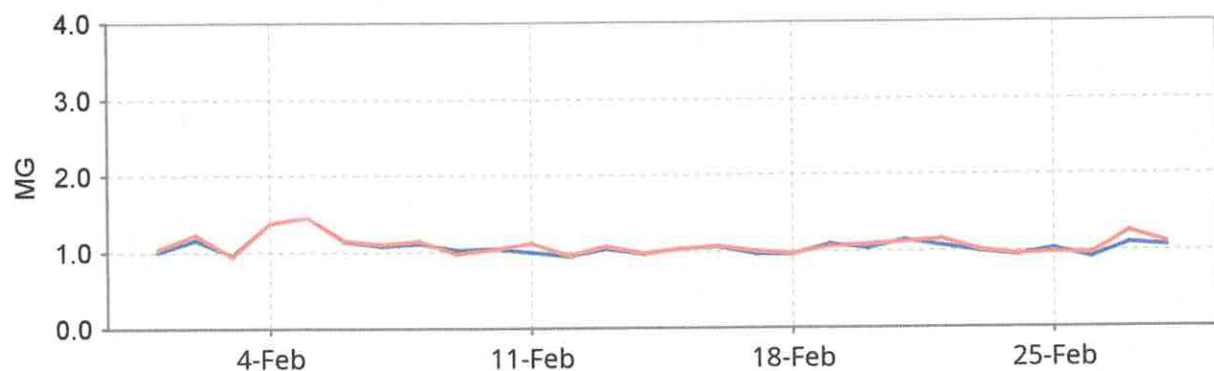
Effluent Disposal

This Month		WWTP Plant Permit Total - 0.000 MG			
	Total	Highest Day	Average Day	Lowest Day	
Lago Vista Golf Course Permit	0.000 MG	0.000 MG	0.000 MG	0.000 MG	
Cedar Breaks Permit	0.000 MG	0.000 MG	0.000 MG	0.000 MG	
WWTP Plant Permit Total	0.000 MG	0.000 MG	0.000 MG	0.000 MG	
Reclaimed Effluent 210A Permit	0.000 MG	0.000 MG	0.000 MG	0.000 MG	

Past 12 Months		WWTP Plant Permit Total - 59.428 MG			
	Total	Highest Day	Average Day	Lowest Day	
Lago Vista Golf Course Permit	36.310 MG	0.540 MG	0.100 MG	-0.001 MG	
Cedar Breaks Permit	24.474 MG	1.101 MG	0.067 MG	-0.001 MG	
WWTP Plant Permit Total	59.428 MG	1.401 MG	0.163 MG	-0.001 MG	
Reclaimed Effluent 210A Permit	7.599 MG	1.806 MG	0.021 MG	0.000 MG	

Combined Water Production

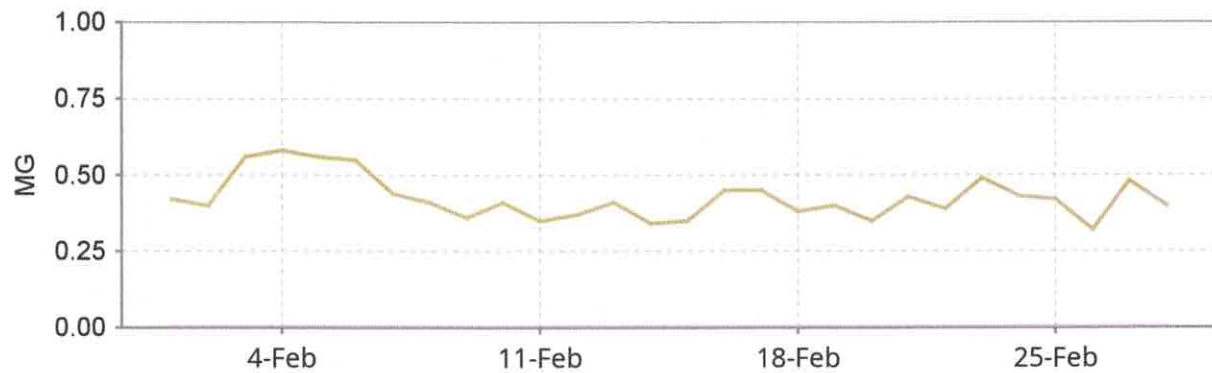
This Month



Date	WP1 Raw	WP2 Raw	WP3 Raw	Combined Raw	WP1 Finished	WP2 Finished	WP3 Finished	Combined Finished
02/01/22	0.441	---	0.603	1.043	0.404	---	0.598	1.002
02/02/22	0.623	---	0.608	1.231	0.593	---	0.564	1.157
02/03/22	0.331	---	0.611	0.942	0.334	---	0.621	0.955
02/04/22	0.590	---	0.792	1.383	0.598	---	0.783	1.380
02/05/22	0.656	---	0.803	1.459	0.669	---	0.790	1.459
02/06/22	0.494	---	0.657	1.151	0.463	---	0.676	1.139
02/07/22	0.460	---	0.641	1.101	0.460	---	0.619	1.080
02/08/22	0.418	---	0.728	1.146	0.399	---	0.713	1.112
02/09/22	0.366	---	0.608	0.974	0.395	---	0.628	1.023
02/10/22	0.365	---	0.669	1.034	0.375	---	0.667	1.042
02/11/22	0.481	---	0.632	1.113	0.393	---	0.601	0.995
02/12/22	0.322	---	0.626	0.948	0.332	---	0.607	0.939
02/13/22	0.387	---	0.679	1.065	0.373	---	0.665	1.038
02/14/22	0.343	---	0.632	0.975	0.344	---	0.622	0.966
02/15/22	0.408	---	0.622	1.030	0.405	---	0.632	1.036
02/16/22	0.450	---	0.618	1.068	0.441	---	0.614	1.055
02/17/22	0.362	---	0.640	1.002	0.338	---	0.628	0.966
02/18/22	0.333	---	0.632	0.965	0.342	---	0.617	0.959
02/19/22	0.417	---	0.645	1.062	0.453	---	0.638	1.092
02/20/22	0.430	---	0.655	1.085	0.375	---	0.655	1.030
02/21/22	0.451	---	0.667	1.118	0.450	---	0.693	1.143
02/22/22	0.376	---	0.772	1.148	0.336	---	0.736	1.071
02/23/22	0.386	---	0.618	1.004	0.376	---	0.613	0.989
02/24/22	0.322	---	0.630	0.952	0.334	---	0.609	0.943
02/25/22	0.364	---	0.611	0.975	0.405	---	0.616	1.021
02/26/22	0.353	---	0.601	0.955	0.299	---	0.604	0.903
02/27/22	0.494	---	0.750	1.243	0.350	---	0.740	1.090
02/28/22	0.446	---	0.657	1.103	0.416	---	0.640	1.056
Total (MG)	11.868	0.000	18.408	30.276	11.451	0.000	18.188	29.639
Highest	0.656	---	0.803	1.459	0.669	---	0.790	1.459
Average	0.424	0.000	0.657	1.081	0.409	0.000	0.650	1.059
Lowest	0.322	---	0.601	0.942	0.299	---	0.564	0.903

Waste Water Treatment

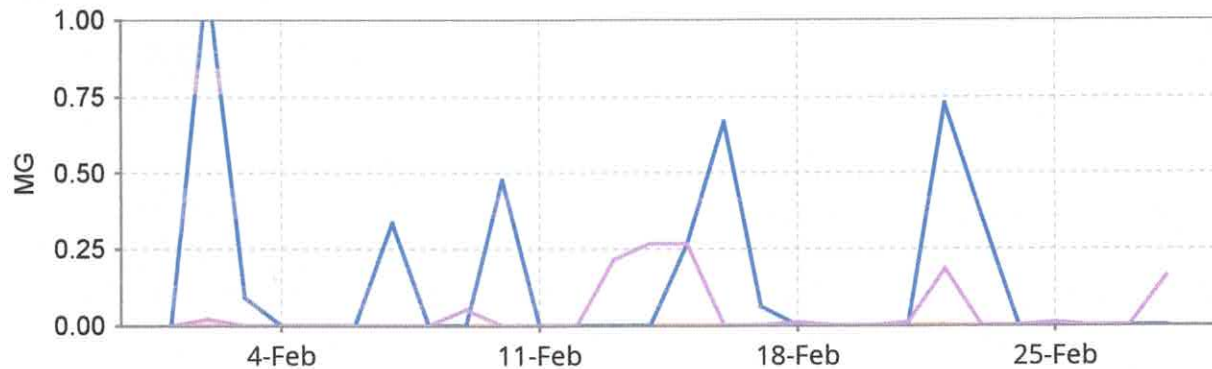
This Month



Date	WWTP Treated	LVGC Permit	Cedar Breaks Permit	WWTP Permit	Reclaimed Effluent 210A Permit
02/01/22	0.420	0.000	0.000	0.000	0.000
02/02/22	0.400	0.000	0.000	0.000	0.000
02/03/22	0.560	0.000	0.000	0.000	0.000
02/04/22	0.580	0.000	0.000	0.000	0.000
02/05/22	0.560	0.000	0.000	0.000	0.000
02/06/22	0.550	0.000	0.000	0.000	0.000
02/07/22	0.440	0.000	0.000	0.000	0.000
02/08/22	0.410	0.000	0.000	0.000	0.000
02/09/22	0.360	0.000	0.000	0.000	0.000
02/10/22	0.411	0.000	0.000	0.000	0.000
02/11/22	0.350	0.000	0.000	0.000	0.000
02/12/22	0.370	0.000	0.000	0.000	0.000
02/13/22	0.410	0.000	0.000	0.000	0.000
02/14/22	0.340	0.000	0.000	0.000	0.000
02/15/22	0.350	0.000	0.000	0.000	0.000
02/16/22	0.450	0.000	0.000	0.000	0.000
02/17/22	0.450	0.000	0.000	0.000	0.000
02/18/22	0.380	0.000	0.000	0.000	0.000
02/19/22	0.400	0.000	0.000	0.000	0.000
02/20/22	0.350	0.000	0.000	0.000	0.000
02/21/22	0.430	0.000	0.000	0.000	0.000
02/22/22	0.390	0.000	0.000	0.000	0.000
02/23/22	0.490	0.000	0.000	0.000	0.000
02/24/22	0.431	0.000	0.000	0.000	0.000
02/25/22	0.420	0.000	0.000	0.000	0.000
02/26/22	0.320	0.000	0.000	0.000	0.000
02/27/22	0.481	0.000	0.000	0.000	0.000
02/28/22	0.400	0.000	0.000	0.000	0.000
Total (MG)	11.903	0.000	0.000	0.000	0.000
Highest	0.580	0.000	0.000	0.000	0.000
Average	0.425	0.000	0.000	0.000	0.000
Lowest	0.320	0.000	0.000	0.000	0.000

Effluent Disposal

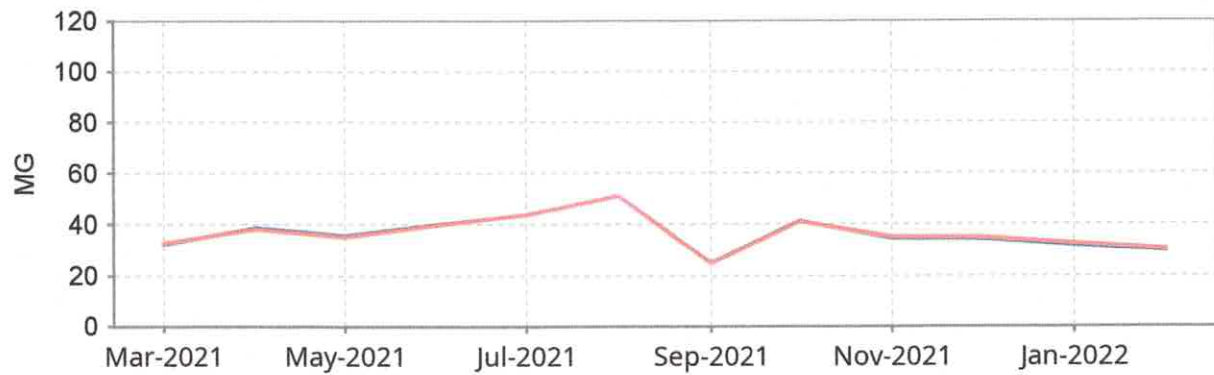
This Month



Date	LVGC Usage	LVGC Permit	Cedar Brks. Usage	Cedar Brks. Permit	HLGC Usage	Reclaimed E 210A Permit	LVGC Lake Water	HLGC Lake Water
02/01/22	0.000	0.000	0.000	0.000	0.000	0.000	0.000	---
02/02/22	0.020	0.000	1.146	0.000	0.000	0.000	0.000	---
02/03/22	0.000	0.000	0.093	0.000	0.000	0.000	0.000	---
02/04/22	0.000	0.000	0.000	0.000	0.000	0.000	0.000	---
02/05/22	0.000	0.000	0.000	0.000	0.000	0.000	0.000	---
02/06/22	0.000	0.000	0.000	0.000	0.000	0.000	0.000	---
02/07/22	0.000	0.000	0.335	0.000	0.000	0.000	0.000	---
02/08/22	0.000	0.000	0.000	0.000	0.000	0.000	0.000	---
02/09/22	0.051	0.000	0.000	0.000	0.000	0.000	0.000	---
02/10/22	0.000	0.000	0.475	0.000	0.000	0.000	0.000	---
02/11/22	0.000	0.000	0.000	0.000	0.000	0.000	0.000	---
02/12/22	0.000	0.000	0.000	0.000	0.000	0.000	0.000	---
02/13/22	0.215	0.000	0.000	0.000	0.000	0.000	0.000	---
02/14/22	0.267	0.000	0.000	0.000	0.000	0.000	0.000	---
02/15/22	0.267	0.000	0.264	0.000	0.000	0.000	0.000	---
02/16/22	0.000	0.000	0.668	0.000	0.000	0.000	0.000	---
02/17/22	0.000	0.000	0.063	0.000	0.000	0.000	0.000	---
02/18/22	0.010	0.000	0.000	0.000	0.000	0.000	0.000	---
02/19/22	0.000	0.000	0.000	0.000	0.000	0.000	0.000	---
02/20/22	0.000	0.000	0.000	0.000	0.000	0.000	0.000	---
02/21/22	0.010	0.000	0.000	0.000	0.000	0.000	0.000	---
02/22/22	0.184	0.000	0.726	0.000	0.000	0.000	0.000	---
02/23/22	0.000	0.000	0.358	0.000	0.000	0.000	0.000	---
02/24/22	0.000	0.000	0.000	0.000	0.000	0.000	0.000	---
02/25/22	0.010	0.000	0.000	0.000	0.000	0.000	0.000	---
02/26/22	0.000	0.000	0.000	0.000	0.000	0.000	0.000	---
02/27/22	0.000	0.000	0.000	0.000	0.000	0.000	0.000	---
02/28/22	0.162	0.000	0.000	0.000	0.000	0.000	0.000	---
Total (MG)	1.197	0.000	4.128	0.000	0.000	0.000	0.000	0.000
Highest	0.267	0.000	1.146	0.000	0.000	0.000	0.000	---
Average	0.043	0.000	0.147	0.000	0.000	0.000	0.000	0.000
Lowest	0.000	0.000	0.000	0.000	0.000	0.000	0.000	---

Combined Water Production

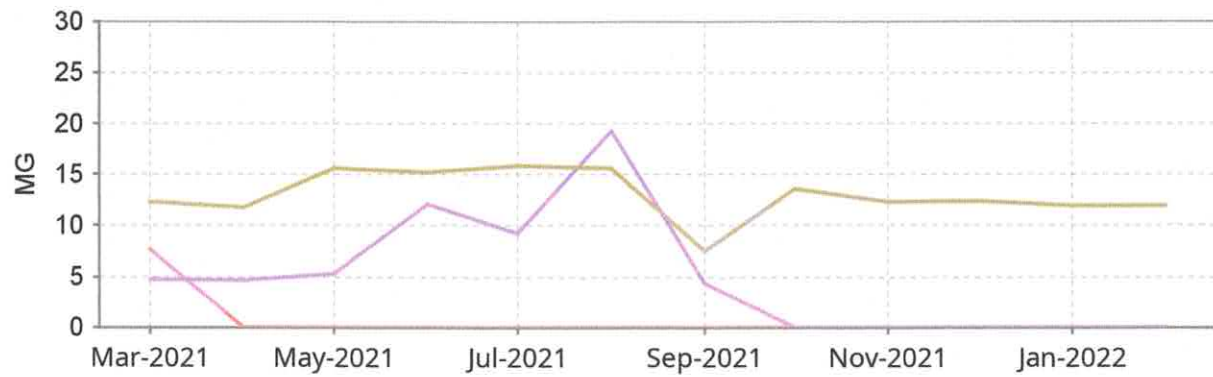
Past 12 Months



Date	WP1 Raw	WP2 Raw	WP3 Raw	Combined Raw	WP1 Finished	WP2 Finished	WP3 Finished	Combined Finished
Mar, 2021	11.816	---	21.087	32.903	12.350	---	19.844	32.195
Apr, 2021	13.274	---	24.740	38.015	14.125	---	24.435	38.560
May, 2021	16.617	---	18.395	35.012	17.478	---	18.141	35.619
Jun, 2021	16.224	---	23.303	39.527	16.948	---	22.942	39.890
Jul, 2021	16.291	---	27.246	43.537	16.918	---	26.714	43.632
Aug, 2021	18.735	---	32.195	50.930	19.441	---	31.448	50.889
Sep, 2021	8.570	---	16.163	24.733	9.010	---	15.909	24.919
Oct, 2021	18.195	---	22.589	40.784	18.632	---	22.409	41.041
Nov, 2021	13.671	---	21.306	34.978	13.514	---	21.089	34.603
Dec, 2021	13.280	---	21.448	34.727	12.996	---	21.265	34.262
Jan, 2022	12.119	---	20.345	32.464	11.659	---	20.184	31.843
Feb, 2022	11.868	---	18.408	30.276	11.451	---	18.188	29.639
Total (MG)	170.660	0.000	267.226	437.886	174.522	0.000	262.570	437.092
Highest	18.735	---	32.195	50.930	19.441	---	31.448	50.889
Average	14.222	0.000	22.269	36.491	14.544	0.000	21.881	36.424
Lowest	8.570	---	16.163	24.733	9.010	---	15.909	24.919

Waste Water Treatment

Past 12 Months



Date	WWTP Treated	LVGC Permit	Cedar Breaks Permit	WWTP Permit	Reclaimed Effluent 210A Permit
Mar, 2021	12.291	4.654	0.043	4.699	7.596
Apr, 2021	11.754	4.626	0.006	4.636	0.000
May, 2021	15.578	3.525	2.040	5.255	0.000
Jun, 2021	15.185	5.768	7.347	12.072	0.000
Jul, 2021	15.821	5.297	3.887	9.199	0.000
Aug, 2021	15.580	9.126	10.144	19.248	0.000
Sep, 2021	7.482	3.313	1.006	4.320	0.000
Oct, 2021	13.566	0.000	0.000	0.000	0.001
Nov, 2021	12.273	0.001	0.001	0.001	0.001
Dec, 2021	12.394	-0.001	-0.001	-0.001	0.000
Jan, 2022	11.921	0.000	0.000	0.000	0.000
Feb, 2022	11.903	0.000	0.000	0.000	0.000
Total (MG)	155.748	36.310	24.474	59.428	7.599
Highest	15.821	9.126	10.144	19.248	7.596
Average	12.979	3.026	2.039	4.952	0.633
Lowest	7.482	-0.001	-0.001	-0.001	0.000

City of Lago Vista Monthly Water Accounting Report

For the Month of:

Year:

WATER PRODUCED (GAL)

1	Water Produced	TOTAL PRODUCED:	<input type="text" value="34,262,000"/>
---	----------------	-----------------	---

WATER SOLD (GAL)

2	Residential	<input type="text" value="26,912,200"/>	
3	Commercial	<input type="text"/>	
4	City Irrigation	<input type="text"/>	
5	Fire Hydrant Meters	<input type="text"/>	
6	City Meters (Y & Z routes)	<input type="text"/>	
7	Other Sales (explain):	<input type="text"/>	
8	TOTAL WATER SOLD:	<input type="text" value="26,912,200"/>	78.55%

BREAKDOWN OF UNBILLED WATER USAGE (GAL)

9	Water Treatment Plant #1	<input type="text"/>	
10	Water Treatment Plant # 3	<input type="text"/>	
11	Wastewater Treatment Plant	<input type="text"/>	
12	System Flushing	<input type="text" value="216,850"/>	
13	Fire Department Usage	<input type="text" value="100,000"/>	12/11 Structure Fire
14	Other Usage (explain):	<input type="text" value="10,000"/>	
15	lines 9-14 TOTAL UNBILLED WATER USAGE	<input type="text" value="326,850"/>	

Sewer Jetter used 4X 12/29

BREAKDOWN OF KNOWN WATER LOST (GAL)

16	Tank Overflows/Drainage	<input type="text"/>	
17	Excavation Breaks	<input type="text"/>	
18	Water Line Breaks	<input type="text" value="100,174"/>	
19	lines 16-18 TOTAL KNOWN WATER LOST	<input type="text" value="100,174"/>	

TOTAL UNACCOUNTED WATER LOSS (GAL)

20	TOTAL UNACCOUNTED WATER:	<input type="text" value="6,922,776"/>	20.21%
----	--------------------------	--	--------



Fleet Events By Date Range

Lago Vista

Date Range:

2/1/2022 - 3/5/2022

Date: 2/14/2022

Status: In Progress

Assigned To: Carl Sanders

Event ID: 1194

Event Type: Service

Work Order ID:

Feature ID: Chevy 2500 Pickup

Feature Class: Fleet Unit

Fee:

Note: Inspection and Registration
Mechanic to handle both. Get City card to pay for it.

Date: 2/14/2022

Status: Complete

Assigned To: Carl Sanders

Event ID: 6019

Event Type: Service

Work Order ID:

Feature ID: Chevy 2500 Pickup

Feature Class: Fleet Unit

Fee:

Note: Inspection and Registration
Mechanic to handle both. Get City card to pay for it.

-Inspection was done and truck is up to date

Date: 2/14/2022

Status: Received

Assigned To: Carl Sanders

Event ID: 1098

Event Type: Maintenance

Work Order ID:

Feature ID: Ford F250 Pickup 2-
Door

Feature Class: Fleet Unit

Fee:

Note: Carl get Public Works credit card and go to Jonestown for Inspection & Registration.

Date: 2/14/2022

Status:

Assigned To: Carl Sanders

Event ID: 1212

Event Type: Other

Work Order ID:

Feature ID: John Deere Backhoe
310SJ Loader/Clamshell

Feature Class: Fleet Unit

Fee:

Note:

Date: 2/14/2022

Status: Received

Assigned To: Carl Sanders

Event ID: 1105

Event Type: Maintenance

Work Order ID:

Feature ID: Dodge 3500 Pickup 2-
Door Flatbed

Feature Class: Fleet Unit

Fee:

Note: Inspection & Registration

Date: 2/17/2022

Status: Complete

Assigned To: Joel Peer

Event ID: E7005

Event Type: Other

Work Order ID:

Feature ID: John Deere 75D
Hydraulic Excavator

Feature Class: Fleet Unit

Fee:

Note: new equip decal installed

Date: 2/28/2022 **Status:** Complete **Assigned To:** Joel Peer
Event ID: 7 wheel pneumatic roller **Event Type:** Service **Work Order ID:**
Feature ID: 7 Wheel Pneumatic Roller **Feature Class:** Fleet Unit **Fee:**
Note: new rad over flow how installed replaiving old dry rotted one

Date: 2/17/2022 **Status:** Complete **Assigned To:** Joel Peer
Event ID: E6002 **Event Type:** Other **Work Order ID:**
Feature ID: Case Backhoe 580 Super N EXT H **Feature Class:** Fleet Unit **Fee:**
Note: new Equip decal installed

Date: 2/17/2022 **Status:** Complete **Assigned To:** Joel Peer
Event ID: E6001 **Event Type:** Other **Work Order ID:**
Feature ID: Case Backhoe 580 Super N **Feature Class:** Fleet Unit **Fee:**
Note: new equip decal installed

Date: 2/14/2022 **Status:** Complete **Assigned To:** Joel Peer
Event ID: 7001 **Event Type:** Other **Work Order ID:**
Feature ID: Mack Vac Truck **Feature Class:** Fleet Unit **Fee:**
Note: new sight glass cut to fit and installed.

Date: 2/14/2022 **Status:** Complete **Assigned To:** Joel Peer
Event ID: 310sj **Event Type:** Other **Work Order ID:**
Feature ID: John Deere Backhoe 310SJ Loader/Clamshell **Feature Class:** Fleet Unit **Fee:**
Note: removed and replaced ball joint for bucket controls. PT#AT169087

Date: 2/23/2022 **Status:** Complete **Assigned To:** Joel Peer
Event ID: 7013 **Event Type:** Maintenance **Work Order ID:**
Feature ID: Ford F650 XL Dump Truck **Feature Class:** Fleet Unit **Fee:**
Note: new wiper blades installed

Date: 3/3/2022 **Status:** Complete **Assigned To:** Joel Peer
Event ID: 3011 **Event Type:** Maintenance **Work Order ID:**
Feature ID: Ford F250 4x4 Crew Cab **Feature Class:** Fleet Unit **Fee:**
Note: new oil and fliter changed, fluids checked and topped off

Date: 2/16/2022	Status: Complete	Assigned To: Joel Peer
Event ID: 6020	Event Type: Other	Work Order ID:
Feature ID: Chevy Sliverado Double Cab	Feature Class: Fleet Unit	Fee:
Note: screw in driver side front tire. removed and repaired.		

Date: 2/17/2022	Status: Complete	Assigned To: Joel Peer
Event ID: E7004	Event Type: Other	Work Order ID:
Feature ID: John Deere Backhoe 310SJ Loader/Clamshell	Feature Class: Fleet Unit	Fee:
Note: new equip decal installed		

Total	15
--------------	----



Work Management Requests

Lago Vista

Date Range: 2/1/2022 - 3/5/2022

Start Date	End Date	Status	Request ID	Type	Sub Type	Assigned To
2/22/2022 12:00 AM	2/22/2022 12:00 AM	Complete	Fill Work: Concrete Spill on santa Carlo	Streets	Other	Gregg Meredith
2/17/2022 12:00 AM	2/17/2022 12:00 AM	Complete	Fill work/Shop Driveway	Streets	Pot Holes	Gregg Meredith
2/17/2022 12:00 AM	2/17/2022 12:00 AM	Received	Trim Trees around stop Sign	Streets	Trimming & Mowing	Martin Camacho
2/14/2022 12:00 AM	2/15/2022 12:00 AM	Complete	Crack Seal Upper Dawn Drive (Detailed)	Streets	Pavement Rehab	Gregg Meredith
2/9/2022 12:00 AM	2/9/2022 12:00 AM	Complete	Fill Work: Sign at Green center	Streets	Signs	Martin Camacho
2/8/2022 12:00 AM	2/8/2022 12:00 AM	Complete	Fill Work: Illegal Dumping	Streets	Other	Gregg Meredith
2/8/2022 12:00 AM	2/8/2022 12:00 AM	Complete	Fill Work: Road Edge Patching	Streets	Pot Holes	Gregg Meredith
2/7/2022 12:00 AM	3/10/2022 12:00 AM	In Progress	Crack Seal Lower Dawn	Streets	Pavement Rehab	Gregg Meredith
2/1/2022 12:00 AM	2/1/2022 12:00 AM	Cancelled	Fill Work: Clogged Culvert Arlington Cove.	Streets	Drainage	Gregg Meredith
2/1/2022 12:00 AM	7/29/2021 12:00 AM	On Hold	Install Culvert on Coyote	Streets	Drainage	Martin Camacho
				Total	10	



Work Management Requests

Lago Vista

Date Range: 2/1/2022 - 3/5/2022

Start Date	End Date	Status	Request ID	Type	Sub Type	Assigned To
3/2/2022 12:00 AM	3/2/2022 12:00 AM	In Progress	Water Leak: Boone	Utilities	Water Leak	Joseth Castro
3/1/2022 12:00 AM	3/1/2022 12:00 AM	In Progress	Valve Insertion: American Dr	Utilities	Valve Issue/Exercising	Joseth Castro
3/1/2022 12:00 AM	3/1/2022 12:00 AM	Complete	Water Tap: Bar-K Ranch	Utilities	Other	Joseth Castro
2/28/2022 12:00 AM	2/28/2022 12:00 AM	In Progress	Plumbing Install	Utilities	Other	Ernesto Rios
2/28/2022 12:00 AM	2/28/2022 12:00 AM	Complete	20809 NATIONAL DR (LOCATE SEWER SERVICE)	Utilities	Other	Joseth Castro
2/28/2022 12:00 AM	2/28/2022 12:00 AM	In Progress	Water Line Replacement: Santa Rosa	Utilities	Sewer Main Replacement	Kurt Peer
2/28/2022 12:00 AM	2/28/2022 12:00 AM	Complete	3708 ALAMO CV (SEWER LEAK)	Utilities	Sewer Leak	Michael Bell
2/28/2022 12:00 AM	2/28/2022 12:00 AM	Complete	Locate Service: National	Utilities	Other	Joseth Castro
2/24/2022 12:00 AM	2/24/2022 12:00 AM	Complete	FIX METER BOX (21402 HIGH DR)	Utilities	Other	Michael Bell
2/23/2022 12:00 AM	2/23/2022 12:00 AM	In Progress	VALVE INSPECTION ATLAS AREA 40	Utilities	Valve Issue/Exercising	Kurt Peer
2/22/2022 12:00 AM	2/22/2022 12:00 AM	Complete	Sewer Clog: Clark	Utilities	Sewer Main Replacement	Kurt Peer
2/17/2022 12:00 AM	2/17/2022 12:00 AM	Complete	Cancel Services: Congress Ave	Utilities	Other	Joseth Castro
2/17/2022 12:00 AM	2/17/2022 12:00 AM	Complete	Shortie Replacement: High Dr	Utilities	Other	Michael Bell
2/17/2022 12:00 AM	2/17/2022 12:00 AM	Pending	Backflow: Coyote	Utilities	Other	Michael Bell
2/16/2022 12:00 AM	2/16/2022 12:00 AM	Complete	Locate: Moss Point	Utilities	Valve Issue/Exercising	Kurt Peer

Start Date	End Date	Status	Request ID	Type	Sub Type	Assigned To
2/16/2022 12:00 AM	2/16/2022 12:00 AM	Complete	Water Turn Off: Mike	Utilities	Other	Michael Bell
2/16/2022 12:00 AM	2/16/2022 12:00 AM	Complete	Water Turn Off: Tom	Utilities	Other	Thomas Florida
2/16/2022 12:00 AM	2/16/2022 12:00 AM	Complete	Water Turn off: Joseth	Utilities	Other	Joseth Castro
2/14/2022 12:00 AM	2/14/2022 12:00 AM	Complete	Sewer:COPPER PRAIRIE	Utilities	Other	Joseth Castro
2/14/2022 12:00 AM	2/14/2022 12:00 AM	In Progress	VALVE INSPECTION ATLAS AREA 38	Utilities	Valve Issue/Exercising	Kurt Peer
2/14/2022 12:00 AM	2/14/2022 12:00 AM	In Progress	VALVE INSPECTION ATLAS AREA 39	Utilities	Valve Issue/Exercising	Kurt Peer
2/9/2022 12:00 AM	2/9/2022 12:00 AM	Complete	Conduit	Utilities	Other	Ernesto Rios
2/9/2022 12:00 AM	2/9/2022 12:00 AM	Complete	6407 LYNN LN (WATER LEAK)	Utilities	Water Leak	Joseth Castro
2/8/2022 12:00 AM	2/8/2022 12:00 AM	Complete	7201 QUIET BROOK PL (METER SETS)	Utilities	Other	Thomas Florida
2/8/2022 12:00 AM	2/8/2022 12:00 AM	Complete	20814 EL DORADO ST (SEPTIC TO SEWER)	Utilities	Other	Kurt Peer
2/7/2022 12:00 AM	2/7/2022 12:00 AM	Complete	Line Relocation: Santa Carlo	Utilities	Water Main Replacement	Joseth Castro
2/6/2022 12:00 AM	2/6/2022 12:00 AM	Complete	Water Leak: Patriot	Utilities	Water Leak	Thomas Florida
2/2/2022 12:00 AM	2/2/2022 12:00 AM	Complete	Fill In work: Patch Raleigh Cove	Utilities	Other	Joseth Castro
2/2/2022 12:00 AM	2/2/2022 12:00 AM	Complete	Fill In Work: Winter Preparation	Utilities	Other	Kurt Peer
2/2/2022 12:00 AM	2/2/2022 12:00 AM	Complete	Fill In work: road patch	Utilities	Other	Kurt Peer
2/2/2022 12:00 AM	2/2/2022 12:00 AM	Complete	Fill In work: Patch Spanish Oaks	Utilities	Other	Joseth Castro
2/2/2022 12:00 AM	2/2/2022 12:00 AM	Complete	Meter Relocation: Lohmans Ford	Utilities	Other	Joseth Castro

Start Date	End Date	Status	Request ID	Type	Sub Type	Assigned To
2/1/2022 12:00 AM	2/1/2022 12:00 AM	Cancelled	Locating Water Line	Utilities	Valve Issue/Exercising	Diego Rios
2/1/2022 12:00 AM	2/1/2022 12:00 AM	Cancelled	Water Tap: Boggy and National	Utilities	Other	Diego Rios
2/1/2022 12:00 AM	2/1/2022 12:00 AM	Cancelled	Prep Work: National	Utilities	Valve Issue/Exercising	Kurt Peer
				Total	35	