

LAGO VISTA POLICE DEPARTMENT CHIEF'S MONTHLY REPORT SEPTEMBER 2022




GARY A. BOSHEARS, CHIEF OF POLICE



TABLE OF CONTENTS


Introduction	3
Department Statistics	4
Dispatch Division Statistics	6
Staff	7
Department Statistics	8
Total Incidents Report	10



Introduction

Welcome to a new format and new look to the Police Department's and Police Dispatch's Monthly Report. Our goal is to provide important information on key department functions and operate the department with a high degree of transparency to our community and stakeholders. I hope you appreciate this new format and the additional information it provides.

My first month with the department has been very eventful! We are currently working diligently on recruiting to fill vacant positions. We have also been working on updating policies and procedures to align with best practices and standards for future accreditation efforts.


Gary A. Boshears, M. P. A., LCC
Chief of Police
Lago Vista Police Department

Lago Vista Police Department Data

1. The data provided is for informational use only and may differ from official Lago Vista Police Department crime data.
2. Lago Vista Police Department's crime database is continuously updated, so reports run at various times may produce different results. Care should be taken when comparing against other reports as different data collection methods and different data sources may have been used.
3. The Lago Vista Police Department does not assume any liability for any decision made or action taken or not taken by the recipient in reliance upon any information or data provided.
4. Map data is from Lago Vista Police Department – Dispatch Division.



Department Statistics

Patrol Division Statistics

Calls for Service	628
Increase / Decrease Percent from previous month	2.48 % decrease
Average Response Time	3 minutes
Citations / Warnings	131
Motor Vehicle Accidents	9
On-View / Warrant Arrest	7
Traffic Stops / Vehicle Stops	140

* Detailed statistics are attached at the end of this report. Note: These statistics represent reported 'Calls for Service' and not verified offenses.

Calls for Service – Days of the Week

Sunday	49
Monday	78
Tuesday	86
Wednesday	87
Thursday	117
Friday	116
Saturday	95


Index Crimes – Offenses Reported & Cleared

UCR Offenses Report	32
UCR Offenses Cleared	25*

* Denotes some cases reported in previous months that were closed in September.

Citations

Traffic	69
Animal	3
Other	2
Warning	57
Total	131



Arrest Made

September 2022

7

	Jan	Feb	Mar	Apr	May	June	July	Aug	Sept
Total	7	1	3	2	2	5	6	6	7

Animal Control

Animal Calls

September 2022

17

	Jan	Feb	Mar	Apr	May	June	July	Aug	Sept
Total	11	16	14	21	14	14	18	18	17

Animal Impounds

September 2022

6

	Jan	Feb	Mar	Apr	May	June	July	Aug	Sept
Total	*2	*1	*1	*2	*2	*2	*3	*5	*6

Offenses

September 2022

53

	Jan	Feb	Mar	Apr	May	June	July	Aug	Sept
Total	62	45	65	65	66	67	67	55	53

Accidents

September 2022

9

	Jan	Feb	Mar	Apr	May	June	July	Aug	Sept
Total	5	4	5	6	10	6	9	4	9



Miles Patrolled

September 2022

12,942

	Jan	Feb	Mar	Apr	May	June	July	Aug	Sept
Total	10,088	5,937	9,884	7,906	9,332	11,302	23,734	11,299	12,942

Dispatch Division Statistics

Total Calls	96
Total 9-1-1 Calls	94
Total Inbound	94
Total Abandoned	2
Administrative 911	3
Total 911 call Duration	434 minutes
Call Transfer from LVPD	5
Call Transfer to LVPD	94

9-1-1 Calls for Service – Days of the Week

Sunday	9
Monday	8
Tuesday	7
Wednesday	11
Thursday	20
Friday	26
Saturday	15

9-1-1 Calls by Shift

Day Shift	58
Night Shift	38



Staff

During the month of September, we are working hard on filling our vacancies in patrol and dispatch departments with multiple new recruiting tactics and attending academy classes.

Below you will find a list of our current personnel as well as information about certification level, length of time with the department, and total time as a peace officer.

Name	Rank	Peace Officer / Telecommunicator Certification Level	Length with City	Total Peace Officer / Telecommunicator Service
Gary Boshears	Chief of Police	Master	0 years, 1 months	18 years, 8 months
VACANT	Captain			
Thomas Franco	Lieutenant	Master	23 years, 9 months	27 years, 9 months
Frank Allocca	Detective Sergeant	Master	11 years, 6 months	19 years, 1 months
David Wilson	Detective Sergeant	Master	7 years, 0 months	20 years, 4 months
Jerome Brooks	Sergeant	Master	8 years, 1 month	36 years, 1 months
Doyce Smith	Sergeant	Master	4 years, 7 months	19 years, 4 months
VACANT	Sergeant			
Raymundo Villarreal	Corporal	Master	21 years, 0 months	24 years, 4 months
Christopher Cochran	Police Officer	Advanced	10 years, 10 months	10 years, 10 months
Jason Bartholomew	Police Officer	Master	4 years, 4 months	12 years, 10 months
Roberto Mercado	Police Officer		10 years, 0 months	9 years, 11 months
Brandon Carey	Police Officer		9 years, 3 months	6 years, 1 months
Mia Hernandez	Police Officer	Basic	1 years, 2 months	1 years, 3 months
Jose Saldivar	Police Officer	Basic	4 months	4 years, 4 months
Robert Quick	Police Officer	Intermediate	5 months	4 years, 0 months
VACANT	Police Officer			
VACANT	Police Officer			
VACANT	Police Officer			
VACANT	Police Officer			
VACANT (Funded in 2022 – 2023 FY Budget)	Police Officer			
Crystal Street	Dispatch Supervisor	Advanced	4 years, 4 months	22 years, 5 months
Celicia Vallejo	Dispatcher	Intermediate	3 years, 3 months	5 years, 3 months
Kara Smith	Dispatcher	Intermediate	2 years, 6 months	2 years, 6 months
Salome Loya	Dispatcher	Basic	0 years, 11 months	0 years, 11 months
Kelli Hughes	Dispatcher	Advanced	7 years, 3 months	7 years, 3 months
VACANT	Dispatcher			
VACANT	Dispatcher			
VACANT	Dispatcher			
VACANT	Executive Assistant			

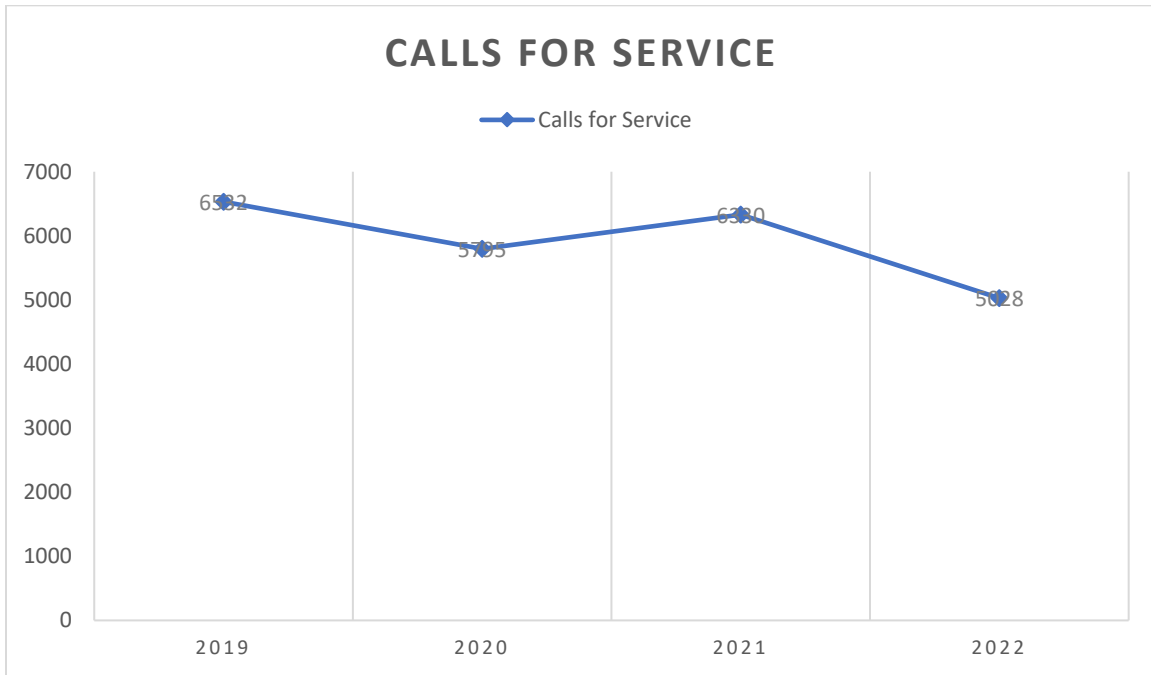
Total Peace Office Experience of Department: 253 years, 2 months

Total Service Time to City: 130 years, 7 months

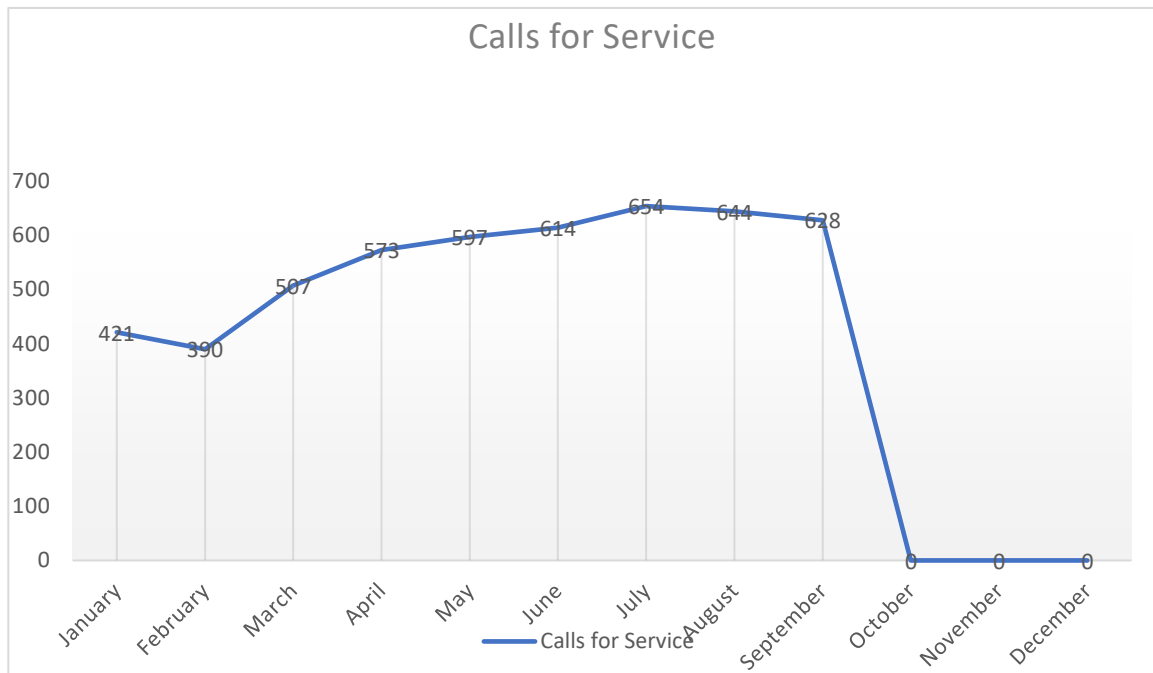


City of Lago Vista Police Department Statistics

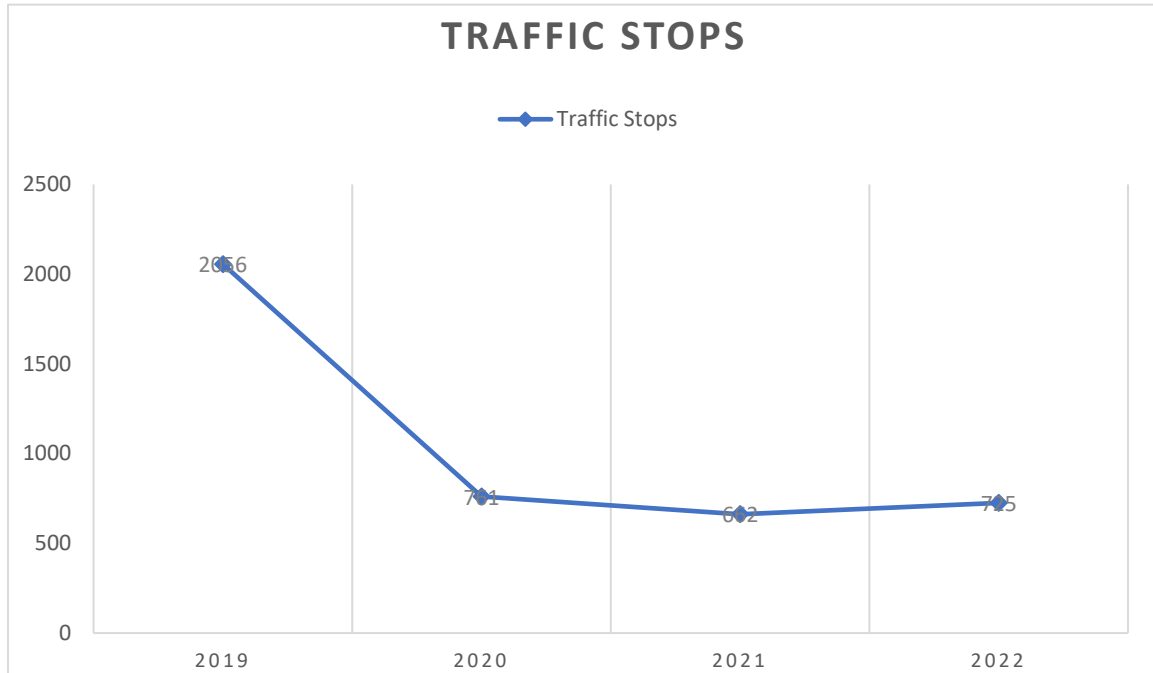
Calls for Service – Historical and Year-to-Date



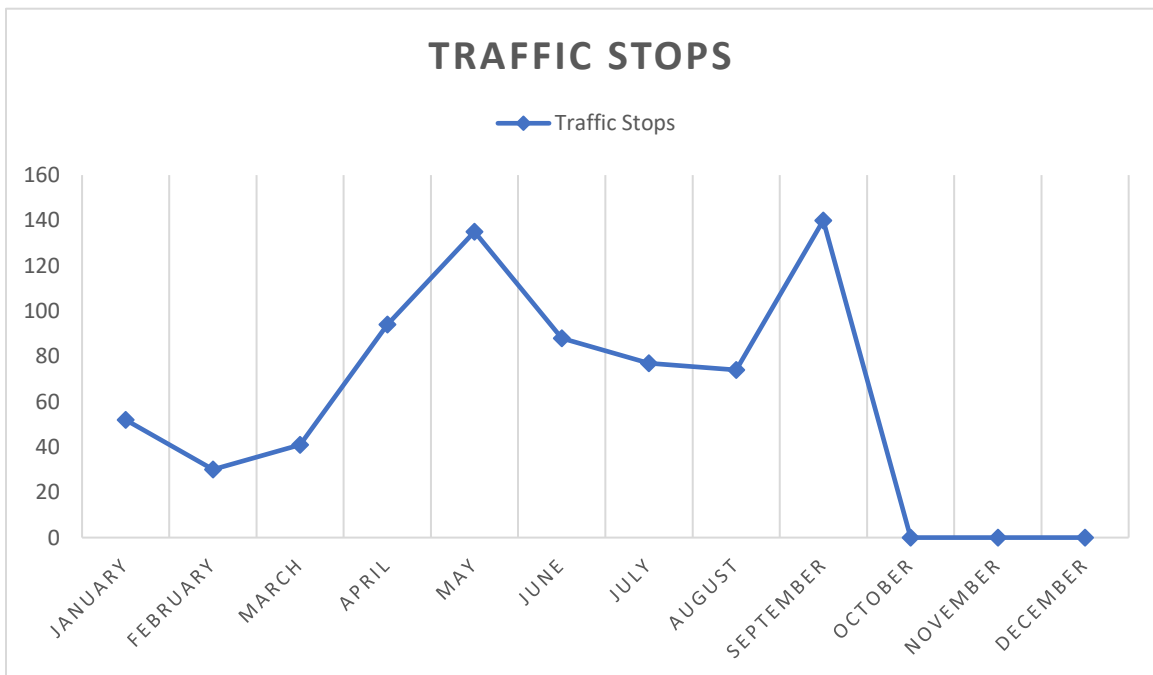
Calls for Service – 2022 by Month



Traffic Stops - Historical & Year-To-Date




Traffic – 2022 by Month



SEPTEMBER 2022 TOTAL INCIDENT REPORT BY NATURE OF INCIDENT

Call Type	Number of Calls
Abduction / Kidnapping	0
Abuse/ Abandonment/Neglect	0
Administrative Documentation	30
Alarm Calls	19
Animal Calls	17
Assault / Sexual Assault	7
Assist Other Law Enforcement Agencies	10
Assist Fire Department	5
Assist EMS	21
Assist City (Utilities, Street, etc.)	21
Assist Citizen	46
Bomb / Suspicious Package	0
Bomb Threat	0
Burglary / Home Invasion	2
Damage / Vandalism / Criminal Mischief	9
Deceased Person	1
Disturbance / Nuisance (VCO)	42
Fireworks	0
Illegal Dumping	1
Illegal Burning	1
VCO Parking (Non-Traffic)	2
Domestic Disturbance / Family Violence	3
Driving under the Influence / Driving While Intoxicated	0
Drugs	0
Explosion	0
Fraud / Deception	5
Harassment / Stalking / Threat	7
Indecency / Lewdness / Disorderly Conduct	4
Mental Disorder (Behavioral Problems)	3
Miscellaneous	0
Missing Person / Runaway / Found Person	1
Officer Needs Assistance	0
Public Service (Lock In/Out, Welfare Check)	23
Robbery / Carjacking	0
Suicidal Subject / Attempted Suicide	0
Supplemental	55



Suspicious/ Unwanted (Persons/Circumstances/Vehicle)	28
Theft (Larceny)	9
Traffic Accidents (Crash) / Sinking Vehicle	12
Traffic Violations / Complaint / Hazards	60
Trespassing / Unwanted	14
Unknown (3 rd party)	0
Weapons / Firearms (shots heard)	2
Warrant Arrest	0
Resisting / Evading	0
Vehicle Stops	140
Total Incidents for this Report	628

